



## SCHEDULE OF EVENTS FOR BOARD OF REGENTS MEETING

May 4-5, 2022  
Austin, Texas

### Wednesday, May 4, 2022

Convene the Board in Open Session to Recess to Executive Session.....	1:00 p.m.
Reconvene the Board in Open Session for Possible Action on Executive Session Item, to Consider Agenda Item, and to Convene Committee Meetings.....	1:45 p.m.
Audit, Compliance, and Risk Management Committee .....	2:15 p.m.
Finance and Planning Committee .....	2:45 p.m.
Academic Affairs Committee .....	3:15 p.m.
Health Affairs Committee .....	3:30 p.m.
Facilities Planning and Construction Committee.....	4:00 p.m.
Recess .....	4:30 p.m.

### Thursday, May 5, 2022

Convene the Board in Open Session to Consider Agenda Items.....	9:00 a.m.
Recess to Executive Session .....	10:45 a.m.
Reconvene the Board in Open Session for Possible Action.....	12:00 p.m.
Adjourn .....	12:15 p.m.



**AGENDA  
FOR MEETING  
OF  
THE UNIVERSITY OF TEXAS SYSTEM  
BOARD OF REGENTS**

**May 4-5, 2022**  
Austin, Texas

**Wednesday, May 4, 2022**

**Page**

CONVENE THE BOARD IN OPEN SESSION TO RECESS TO EXECUTIVE SESSION PURSUANT TO *TEXAS GOVERNMENT CODE*, CHAPTER 551

*1:00 p.m.*

1. Individual Personnel Matters Relating to Officers or Employees – Section 551.074

**U. T. Rio Grande Valley: Consideration, discussion, and appropriate action regarding recommendation of Faculty Hearing Tribunal concerning termination of Phillip Ethridge, Ph.D., a tenured faculty member**

RECONVENE THE BOARD IN OPEN SESSION FOR POSSIBLE ACTION ON EXECUTIVE SESSION ITEM, TO CONSIDER AGENDA ITEM, AND TO CONVENE COMMITTEE MEETINGS

*1:45 p.m.  
approximately*

1. **U. T. System: Annual Meeting with Officers of the U. T. System Employee Advisory Council**

**5**

COMMITTEE MEETINGS

*2:15 p.m. – 4:30 p.m.*

RECESS

*4:30 p.m.*

**Thursday, May 5, 2022**

CONVENE THE BOARD IN OPEN SESSION TO CONSIDER AGENDA ITEMS

*9:00 a.m.*

STANDING COMMITTEE RECOMMENDATIONS AND REPORTS TO THE BOARD

*9:05 a.m.*

1. **U. T. System Board of Regents: Approval of Consent Agenda and consideration of any item referred to the full Board**
2. **U. T. System Board of Regents: Discussion and appropriate action regarding proposed revision to Regents' *Rules and Regulations*, Rule 40311 (Graduate Education), Sections 2, 3, and 4 regarding graduate program requirements and policies**
3. **U. T. System Board of Regents: Discussion and appropriate action regarding University Lands Advisory Board (ULAB) including potential Board appointment**
4. **U. T. System: Update on the U. T. System Historically Underutilized Business (HUB) program**

**9**

**10**

**13**

**14**

<u>Thursday, May 5, 2022 (cont.)</u>	Page
5. <b>U. T. Austin: Approval of authorization for an additional investment of \$45 million for participation in the Giant Magellan Telescope project</b>	32
6. <b>U. T. System: Annual Meeting with Officers of the U. T. System Student Advisory Council</b>	33
7. <b>U. T. System Board of Regents: Presentation of Certificate of Appreciation to Student Regent Thuy Dan “Mimi” Nguyen</b>	35

RECESS TO EXECUTIVE SESSION PURSUANT TO *TEXAS GOVERNMENT CODE*, CHAPTER 551 10:45 a.m.

1. Individual Personnel Matters Relating to Officers or Employees – Section 551.074
  - a. **U. T. System: Discussion and appropriate action regarding individual personnel matters relating to appointment, employment, evaluation, compensation, assignment, and duties of presidents (academic and health institutions including interim presidents); U. T. System Administration officers (Executive Vice Chancellors and Vice Chancellors); other officers reporting directly to the Board (Chancellor, General Counsel to the Board, and Chief Audit Executive); Board members; and U. T. System and institutional employees**
  - b. **U. T. Southwestern Medical Center: Discussion and appropriate action regarding proposed compensation for Ryan Davies, M.D., Director, Pediatric Cardiac Transplantation, Director, Pediatric Mechanical Circulatory Support, and Associate Professor, Department of Cardiovascular and Thoracic Surgery (Regents’ *Rules and Regulations*, Rule 20204, regarding compensation for highly compensated employees)**
  - c. **U. T. Southwestern Medical Center: Discussion with president regarding assignment and duties, including individual responsibilities regarding the institution’s pediatric clinical enterprise**
  - d. **U. T. Rio Grande Valley: Discussion with president regarding his duties and responsibilities associated with the possible expansion of U. T. Rio Grande Valley’s Collegiate High School program to include a project with the Edinburg Consolidated Independent School District and a project with the McAllen Independent School District**
2. Negotiated Contracts for Prospective Gifts or Donations – Section 551.073
  - a. **U. T. System Academic Institutions: Discussion and appropriate action regarding proposed negotiated gifts, including potential naming features**
  - b. **U. T. System Health Institutions: Discussion and appropriate action regarding proposed negotiated gifts, including potential naming features**

**Thursday, May 5, 2022 (cont.)**

3. Consultation with Attorney Regarding Legal Matters or Pending and/or Contemplated Litigation or Settlement Offers – Section 551.071
  - a. **U. T. System Board of Regents: Discussion with Counsel on pending legal issues**
  - b. **U. T. System Board of Regents: Discussion and appropriate action regarding legal issues concerning pending legal claims by and against U. T. System**
  - c. **U. T. Southwestern Medical Center: Discussion and appropriate action regarding legal issues associated with a) authorization to enter into a Development Agreement with Children’s Health System of Texas and Pediatric Health Management Services for the development of a joint state-of-the-art children’s health care campus; b) allocation and authorization of expenditure of institutional funds for U. T. Southwestern Medical Center’s portion of the project cost for the Definition Phase; c) delegation of authority to the President to execute related documents, including the related Development Agreement, and take other actions necessary; and d) finding of public purpose**

4. Deliberation Regarding Security Devices or Security Audits – Sections 551.076 and 551.089

**U. T. System Board of Regents: Discussion and appropriate action regarding safety and security issues, including security audits and the deployment of security personnel and devices**

5. Deliberations Regarding the Purchase, Exchange, Lease, Sale, or Value of Real Property – Section 551.072

**U. T. Rio Grande Valley: Discussion regarding the proposed expansion of U. T. Rio Grande Valley’s Collegiate High School program to include a project with the Edinburg Consolidated Independent School District to be located on owned land at the northeast corner of South 21st Avenue and East Freddy Gonzales Drive in Edinburg, Hidalgo County, Texas, and a project with the McAllen Independent School District to be located in 495 Commerce Center on owned land between East Pecan Boulevard and Lakeview Drive in McAllen, Hidalgo County, Texas**

RECONVENE THE BOARD IN OPEN SESSION TO CONSIDER ACTION, IF ANY, ON EXECUTIVE SESSION ITEMS

*12:00 p.m.  
approximately*

ADJOURN

*12:15 p.m.  
approximately*

1. **U. T. System: Annual Meeting with Officers of the U. T. System Employee Advisory Council**

**INTRODUCTION**

The U. T. System Employee Advisory Council (EAC) will discuss the Council's work and planned activities.

**BACKGROUND INFORMATION**

The U. T. System Employee Advisory Council (EAC) was established in August 2000 to provide a vehicle for communication and to facilitate the flow of ideas and information between and among the Board of Regents, U. T. System Administration, and the institutions. The EAC functions to define, analyze, and make recommendations on employee issues to the Board through the Chancellor.

The 2021-2022 EAC convened four distinct council meetings throughout this year. Research from the council focused on two broad categories pertaining to employee recruitment/retention and campus safety. The following subcommittees were formed:

1. Campus Safety, Risk Mitigation, and Resiliency
2. Employee Mentoring and Coaching
3. Employee Diversity, Equity, and Inclusion (DEI)
4. Future of Work

The EAC Chair and Vice Chair will present the following considerations:

**Recommendation No.1:** Join the national STOP.THINK.CONNECT cybersecurity campaign.

The EAC recommends the U. T. System and all U. T. Institutions become partners with the STOP.THINK.CONNECT campaign to promote internet safety, increase access to online safety educational materials, and to foster a more resilient U. T. community.

**Recommendation No.2:** Collect, measure, and distribute the best practices pertaining to employee mentoring, DEI, and the future of hybrid work.

In an effort to recruit and retain employee talent, the EAC recommends the U. T. System collect, measure, and distribute the best practices pertaining to employee mentoring, DEI, and the future of hybrid work. To facilitate the creation of the *best practices*, the EAC offers 3 documents: 1) *Mentoring Program Roadmap*, 2) *DEI Toolkit*, and 3) *Future of Telework Guide*.

Council officers are:

Chair: Mr. Peter James Ehimika, Program Manager, Student Success, U. T. Rio Grande Valley

Vice Chair: Ms. Brittany Kruse, Director, Office of the Chief Nursing Officer, U. T. M. D. Anderson Cancer Center

Secretary: Ms. Trudy Jacobs, Senior Development Coordinator, U. T. Health Science Center - Houston

Historian: Ms. Tilly Clark, Assistant Director for the Office of the President, U. T. Medical Branch - Galveston



**TO:** James B. Milliken, Chancellor, The University of Texas System

**FROM:** Peter-James (PJ) Ehimika - Chair, 2021-2022 U. T. System Employee Advisory Council (EAC)

**DATE:** March 14, 2022

**RE:** 2021-2022 U. T. System Employee Advisory Council Executive Summary

---

On behalf the 90,000+ employees across the U. T. System, it is my honor to present the research and recommendations of the 2021-2022 U. T. System Employee Advisory Council (EAC). Universities are interconnected epicenters consisting of students, faculty, and staff. Improvements regarding issues of importance for staff will consequently result in improvements for students, faculty, and other members of our communities. Therefore, the EAC convened and researched targeted topics and best practices that we hope will result in advancement, not just for employees, but for all stakeholders.

Over the past two years the EAC has focused on 4 primary areas: 1) employee mentoring and coaching, 2) the future of work, 3) diversity, equity, and inclusion, and 4) campus safety, risk mitigation, and resiliency. Below is a curated list of what we have learned over the past few years. We would like to share the recommendations on how to proceed forward to best support employees across all U. T. institutions and the campus communities:

1. The **Mentoring and Coaching Subcommittee** was charged with sharing employee mentoring program best practices across the U. T. institutions and supporting the implementation of formal employee mentoring programs at institutions that do not have them. During the discovery period, we learned that seven of the U. T. institutions have formal mentoring programs while others do not. The Mentoring Program Roadmap was developed using best practices from those institutions with mentoring programs to help the other institutions formally build out their own. Recommendations have been made regarding how we can support the development of institutional mentoring programs along with how we can use future adoption and utilization data to determine the impacts this could have across the U. T. System.
2. The **Future of Work Subcommittee** was designed as a response to the COVID-19 pandemic to share best practices across U. T. institutions regarding flexible work arrangements and how to maintain high employee engagement

and productivity in remote environments. Our discovery revealed the advantages to organizations offering flexible work arrangements, as this has now become a strategy that employers use to recruit top talent. Due to this, the committee put together a guide called *Future of Telework*, which delineates best practices for flexible work arrangements that could be used at the various U. T. institutions. Our recommendations include the distribution of this document at the institutional level and adoption of the recommended metrics to measure the success of this strategy.

3. The **Diversity, Equity, and Inclusion (DEI) Subcommittee** aims to support the mission of the U. T. System to improve the human condition in Texas, the nation and the world. Shifts in culture have brought DEI issues into light, which has demonstrated the importance of further integrating this body of work into organizational cultures across the nation. While the U. T. institutions on their own have various initiatives and efforts related to diversity, equity, and inclusion, the EAC aims to make a *DEI Toolkit* on the council website available for members of our community who would like to build upon their knowledge of DEI efforts. Our recommendation also includes unification of terminology across the System to further align our institutional DEI efforts with one another.
4. The **Campus Safety, Risk Mitigation, and Resiliency Subcommittee** comes at a time where campus safety is at the forefront, given the COVID-19 pandemic. However, the EAC acknowledges the various Systemwide committees and councils dedicated to ensuring that safety across the U. T. System is top priority. Given this, efforts have turned towards more nontraditional aspects of campus safety not covered by traditional safety audits and reviews, such as privacy considerations and risk mitigation based on infrastructure of personal use facilities, as well as expanding the knowledge base of our U. T. community members as it pertains to cybersecurity.

The EAC would like to thank the U. T. System Board of Regents, the U. T. System Chancellor, and all the U. T. System and institutional administrators who took the time to connect with us during our discovery phases. We are excited about the opportunity we have been given to truly demonstrate our commitment to staff by making recommendations to the Board of Regents over topics that impact our staff and fellow community members. We thank you for your time and consideration and look forward to presenting, should we be given this opportunity.

Respectfully,



Peter-James (PJ) Ehimika, MBA, MA  
Director of Student Success Initiatives, U. T. Rio Grande Valley Chair, 2021-22  
The University of Texas System Employee Advisory Council  
[peterjames.ehimika@utrgv.edu](mailto:peterjames.ehimika@utrgv.edu)



1. **U. T. System Board of Regents: Approval of Consent Agenda and consideration of any item referred to the full Board**

RECOMMENDATION

The Board will be asked to approve the Consent Agenda beginning on [Page 150](#).

2. **U. T. System Board of Regents: Discussion and appropriate action regarding proposed revision to Regents' *Rules and Regulations*, Rule 40311 (Graduate Education), Sections 2, 3, and 4 regarding graduate program requirements and policies**

**RECOMMENDATION**

The Chancellor, the Executive Vice Chancellor for Academic Affairs, and the Vice Chancellor and General Counsel recommend that the U. T. System Board of Regents delete Regents' *Rules and Regulations*, Rule 40311 (Graduate Education), Sections 2, 3, and 4, as shown on the following pages.

**BACKGROUND INFORMATION**

Regents' Rule 40311, Sections 2 and 3, which took effect in 1969, prescribe the circumstances under which an institution's graduate program will be designated as a "Graduate School" as opposed to a "Division of Graduate Studies" and provide an exception to that prescription only with approval by the Board of Regents. Section 4 requires certain staffing procedures be included in an institution's Handbook of Operating Procedures. The proposed revisions would allow an institution more latitude to designate a graduate program and draft operating procedures in a way that is most appropriate for that program.

This revision does not impact the full-time equivalent (FTE) employee count Systemwide and is budget neutral. The proposed Rules change was reviewed by the institutional presidents and representatives of the Student Advisory Council, the Faculty Advisory Council, and the Employee Advisory Council.

**The University of Texas System  
Rules and Regulations of the Board of Regents**

**Rule: 40311**

**1. Title**

Graduate Education

**2. Rule and Regulation**

Sec. 1 Responsibility for Graduate Programs. The academic and health institutions of the U. T. System authorized to offer graduate degrees shall provide and maintain an appropriate faculty and administrative organization for such graduate degrees. The president of each institution of the U. T. System shall be responsible through the appropriate Executive Vice Chancellor to the Chancellor, and through him or her, to the Board of Regents for policies and administration of the graduate programs.

~~Sec. 2 — Program Requirements. Within the academic institutions, the designation "Graduate School" will be used if (a) there is a minimum of three distinct programs approved for doctoral degrees and 30 such doctoral degrees have been awarded; or (b) there is a minimum of 10 distinct programs approved for master's degrees and 50 master's degrees have been awarded. In institutions that do not meet these requirements, graduate study will be in a "Division of Graduate Studies."~~

~~Sec. 3 — Exceptions. Institutions which offer graduate degrees and elect an administrative organization and designations different from those authorized above may do so only upon the recommendation of the president, the concurrence of the appropriate Executive Vice Chancellor, and the Chancellor, and the approval of the Board of Regents.~~

~~Sec. 4 — Establishment of Policies and Procedures. The policies and procedures for staffing and administering the graduate programs at all institutions shall be set forth in the institutional *Handbook of Operating Procedures*. These policies and procedures shall include qualifications for faculty members assigned to teach graduate courses, supervise graduate programs, and advise graduate students.~~

Sec. 52 Joint or Cooperative Degree Programs. Where two or more institutions of the U. T. System are authorized to conduct joint or cooperative degree programs, the presidents of the cooperating institutions shall be authorized to establish, subject to the approval of the appropriate Executive Vice Chancellor, special procedures and organizations for the administration of such programs.

Sec. 63 Milestone Agreement Form. Academic departments of institutions within the U. T. System must provide all Ph.D. students with an individualized Milestone Agreement Form. This form should be in an electronic format consistent with [Family Educational Rights and Privacy Act \(FERPA\)](#) policies and shall be provided for the purpose of informing students about the milestones that they

**The University of Texas System**  
**Rules and Regulations of the Board of Regents**

**Rule: 40311**

will be expected to reach to earn a Ph.D. degree. Students are expected to reach each milestone within the specified time period to make satisfactory progress through the program.

- 63.1 Required Template. The Office of Academic Affairs and the Office of Health Affairs shall provide to the institutions a template of those elements of information that must be contained in every form. Departments may add information to the form to fit unique program requirements.
- 63.2 Implementation Timeline. Beginning in Fall 2013, a Milestone Agreement Form is to be provided annually to all Ph.D. students.

3. **U. T. System Board of Regents: Discussion and appropriate action regarding University Lands Advisory Board (ULAB) including potential Board appointment**

RECOMMENDATION

Chairman Eltife may recommend action concerning proposed appointments to the University Lands Advisory Board (ULAB).

BACKGROUND INFORMATION

On March 19, 2018, the Board of Regents approved changes to the membership structure for the University Lands Advisory Board (ULAB), effective immediately, as follows:

- five members appointed by The University of Texas System Board of Regents;
- three members appointed by The Texas A&M University System Board of Regents; and
- the Commissioner of the General Land Office.

Further, at least two of the members appointed by the U. T. System Board and at least one of the members appointed by the A&M System Board must be current Regents, with the ULAB Chairman to be named by the U. T. System Board. In addition, at least three of the members appointed by the U. T. System Board and at least two of the members appointed by the A&M System Board must have industry experience.

4. **U. T. System: Update on the U. T. System Historically Underutilized Business (HUB) program**

INTRODUCTION

Mr. Hopeton Hay, Executive Director, HUB Programs, will report on the HUB program for the U. T. Institutions, the highlights of which are set forth in the PowerPoint on the following pages and the FY 2021 U. T. System Key Best Practices and Accomplishments, which follows the PowerPoint.

# Fiscal Year 2021 HUB Program Update

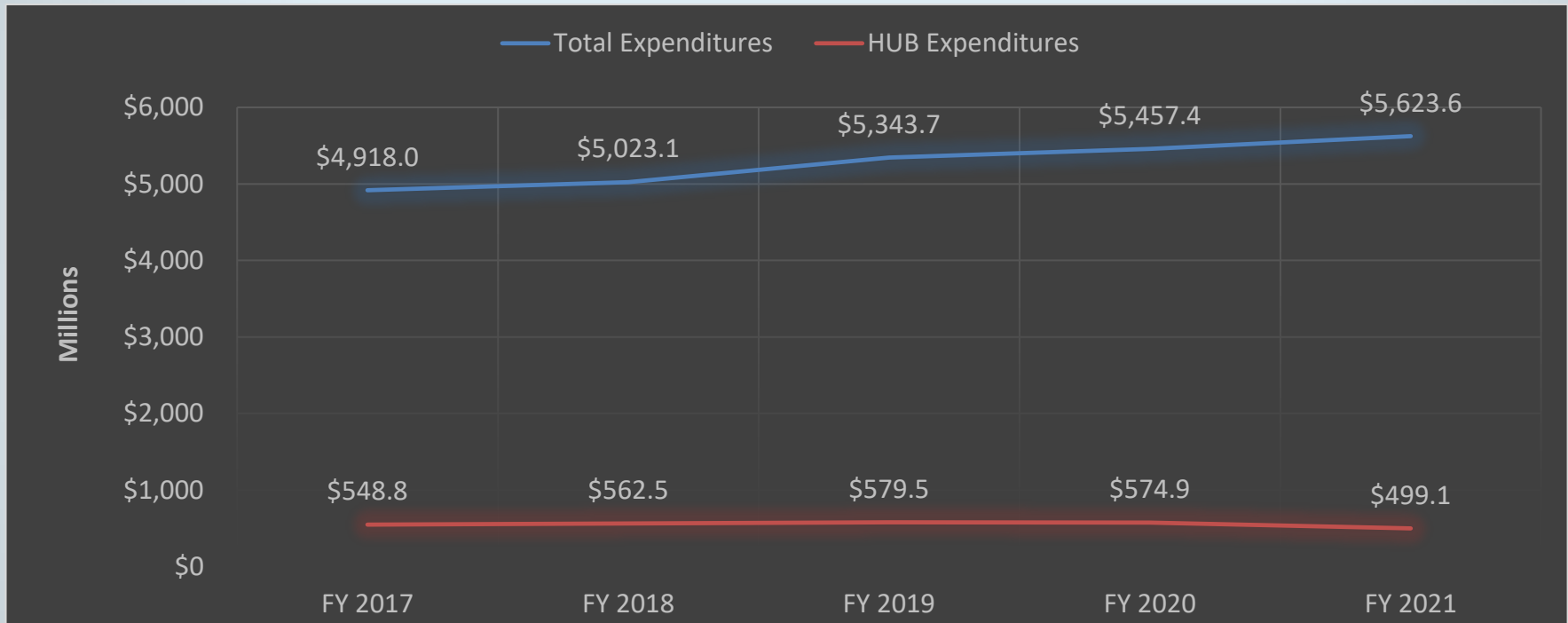
Hopeton Hay  
Executive Director, HUB Programs

U. T. System Board of Regents Meeting  
May 2022



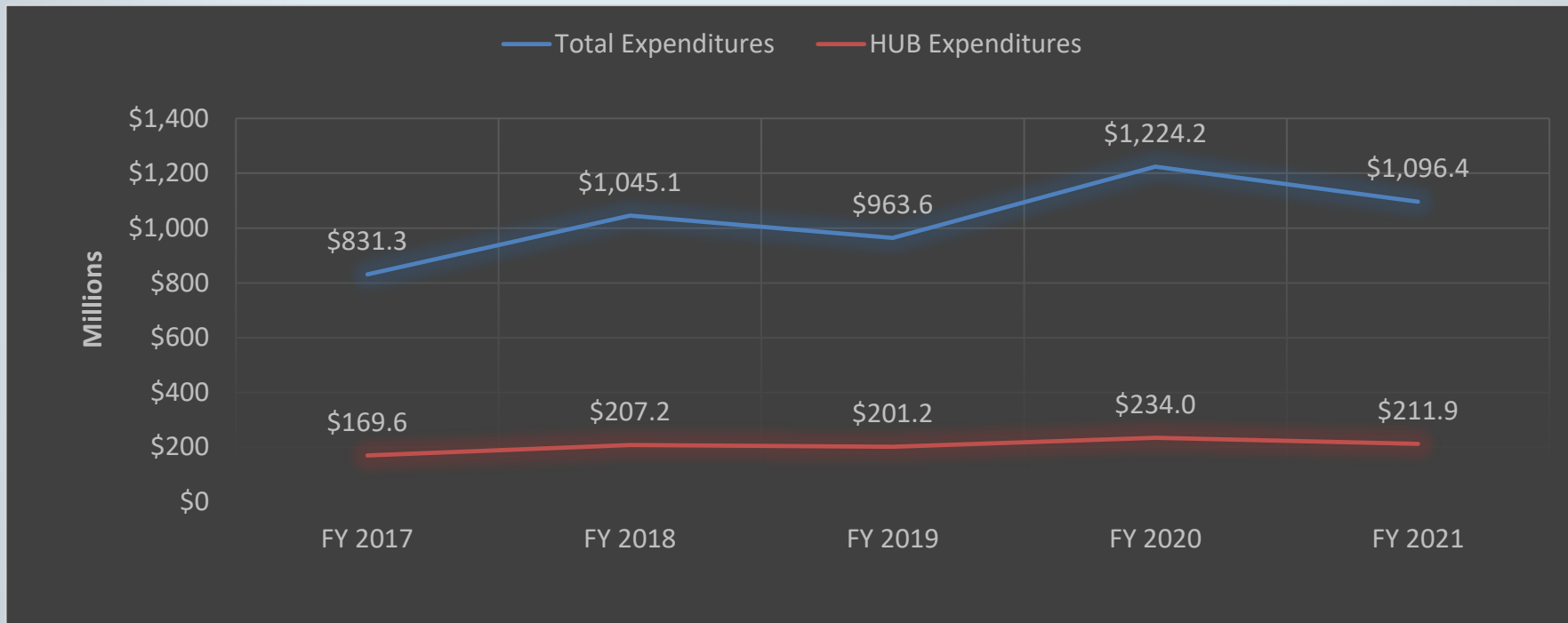
THE UNIVERSITY of TEXAS SYSTEM  
THIRTEEN INSTITUTIONS. UNLIMITED POSSIBILITIES.

# Systemwide HUB Expenditures

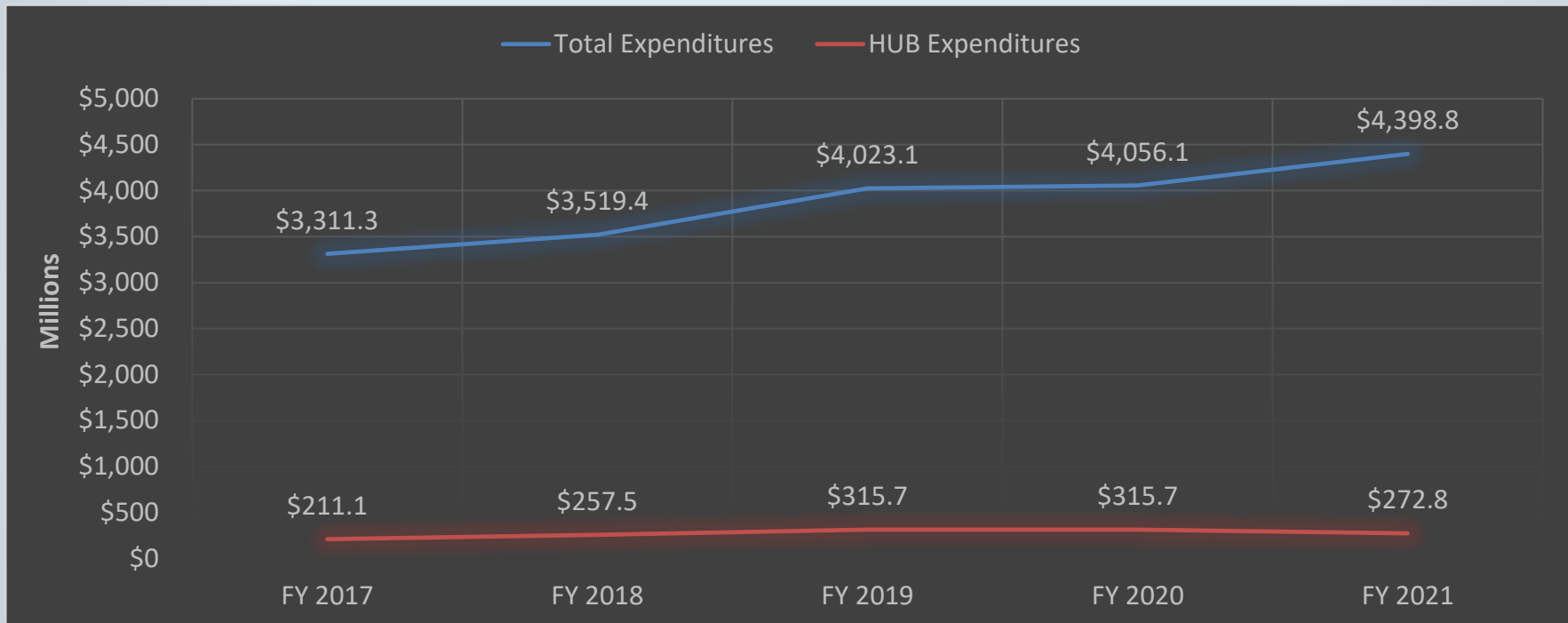




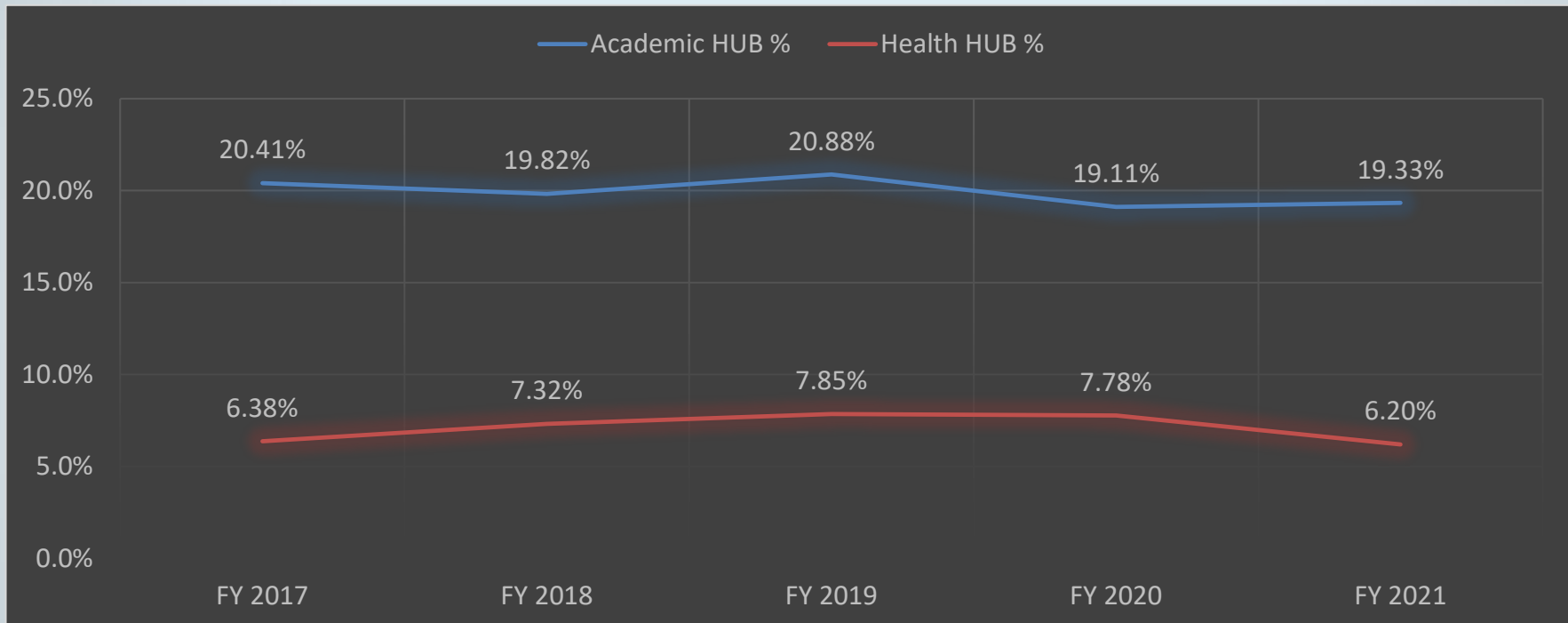
# Academic Institutions



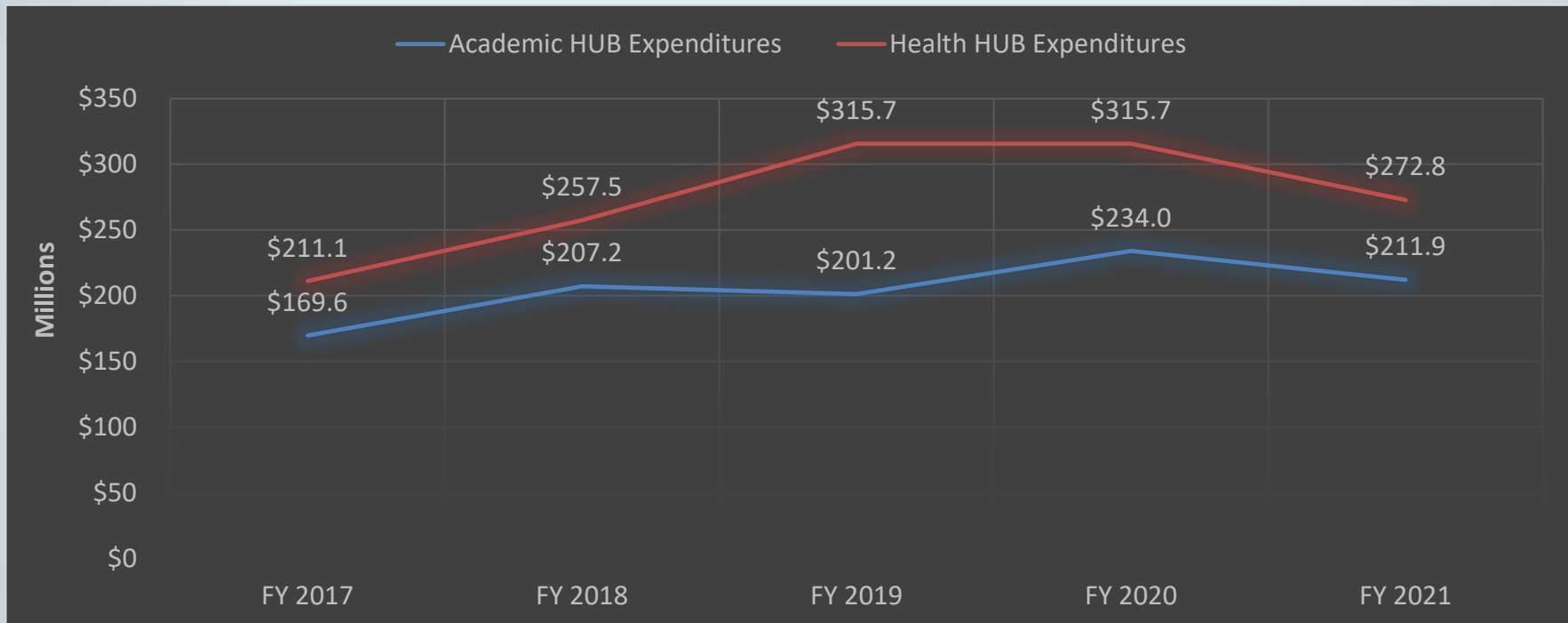
# Health Institutions



# HUB Percentage Academic and Health



# HUB Expenditures Academic and Health



# HUB Percentages and Expenditures – FY 2020-2021

<b>U. T. Systemwide</b>				
<b>HUB Percentages and Expenditures FY 2020 and FY 2021</b>				
<b><i>Institution &amp; Administration</i></b>	<b><i>FY 2020</i></b>		<b><i>FY 2021</i></b>	
U. T. Arlington	16.42%	\$30,067,341	15.03%	\$25,001,048
U. T. Austin	16.22%	\$108,585,456	17.43%	\$100,259,661
U. T. Dallas	27.15%	\$24,576,612	28.61%	\$23,285,055
U. T. El Paso	23.49%	\$15,135,919	26.19%	\$14,094,118
U. T. Health Science Center - Tyler	9.28%	\$3,659,627	4.76%	\$3,823,303
U. T. Health Science Center - Houston	10.93%	\$26,441,363	10.49%	\$29,272,219
U. T. Health Science Center - San Antonio	10.60%	\$22,144,768	8.77%	\$22,275,451
U. T. M. D. Anderson Cancer Center	3.71%	\$63,076,256	3.87%	\$69,316,266
U. T. Medical Branch – Galveston	5.47%	\$31,566,034	6.39%	\$36,192,383
U. T. Permian Basin	12.88%	\$3,700,146	11.78%	\$3,416,790
U. T. Rio Grande Valley	30.24%	\$13,939,030	25.52%	\$14,333,377
U. T. San Antonio	29.17%	\$32,196,485	27.55%	\$29,563,387
U. T. Southwestern Medical Center	13.10%	\$168,764,847	7.85%	\$111,962,513
U. T. System Administration	14.25%	\$25,249,484	11.16%	\$14,330,803
U. T. Tyler	18.45%	\$5,785,052	7.36%	\$1,992,250
<b>U. T. Systemwide</b>	<b>10.53%</b>	<b>\$574,888,420</b>	<b>8.88%</b>	<b>\$499,118,624</b>
<b>State of Texas</b>	<b>11.74%</b>	<b>\$2,940,956,356</b>	<b>10.48%</b>	<b>\$3,285,127,701</b>

Source: Fiscal Year 2020 and 2021 Annual HUB Report - Consolidated Report By Agency  
 Link: <https://comptroller.texas.gov/purchasing/vendor/hub/reporting.php>

Note: Six U. T. Institutions increased HUB expenditures in Fiscal Year 2021



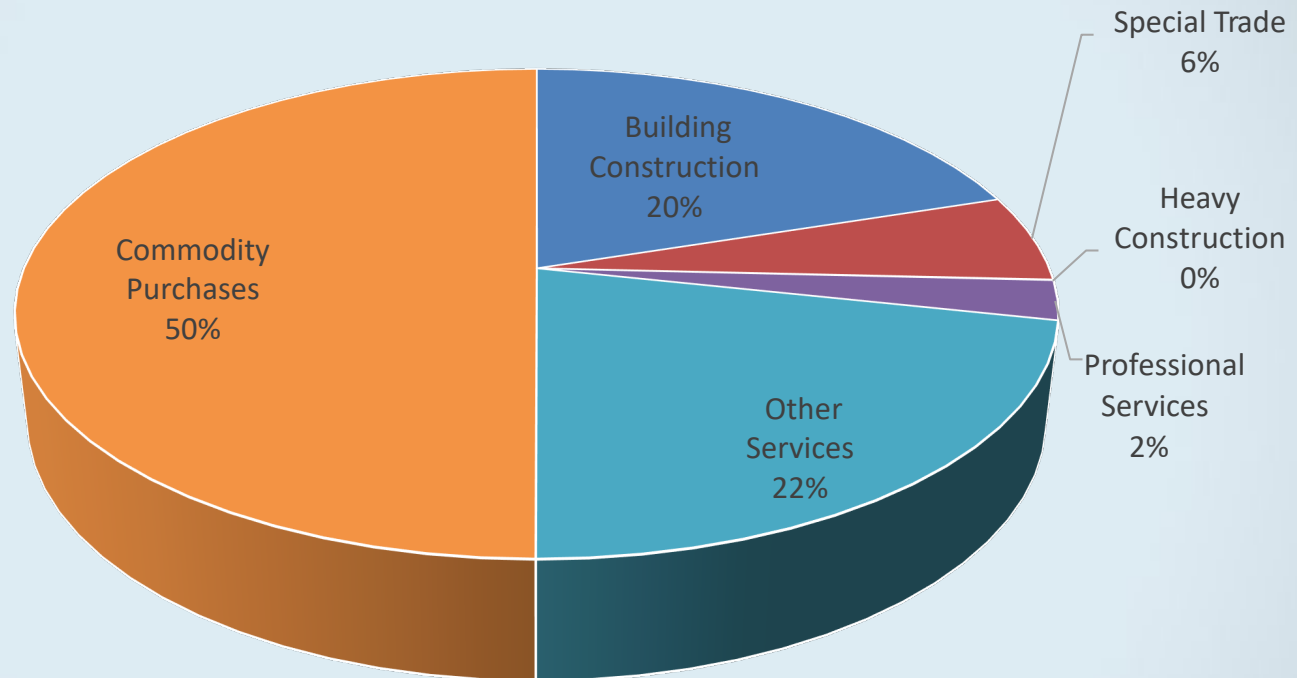
## Key Expenditures Trends - FY 2017-2021

- Total U. T. Systemwide reportable expenditures grew by 12% from \$4.9 billion to \$5.6 billion
- Total building construction expenditures declined by 32% from \$984 million to \$665 million
- HUB expenditures in building construction declined by 41% from \$161 million to \$107 million - building construction contracts provide great HUB subcontracting opportunities, especially when the Capital Improvement Program (CIP) is growing



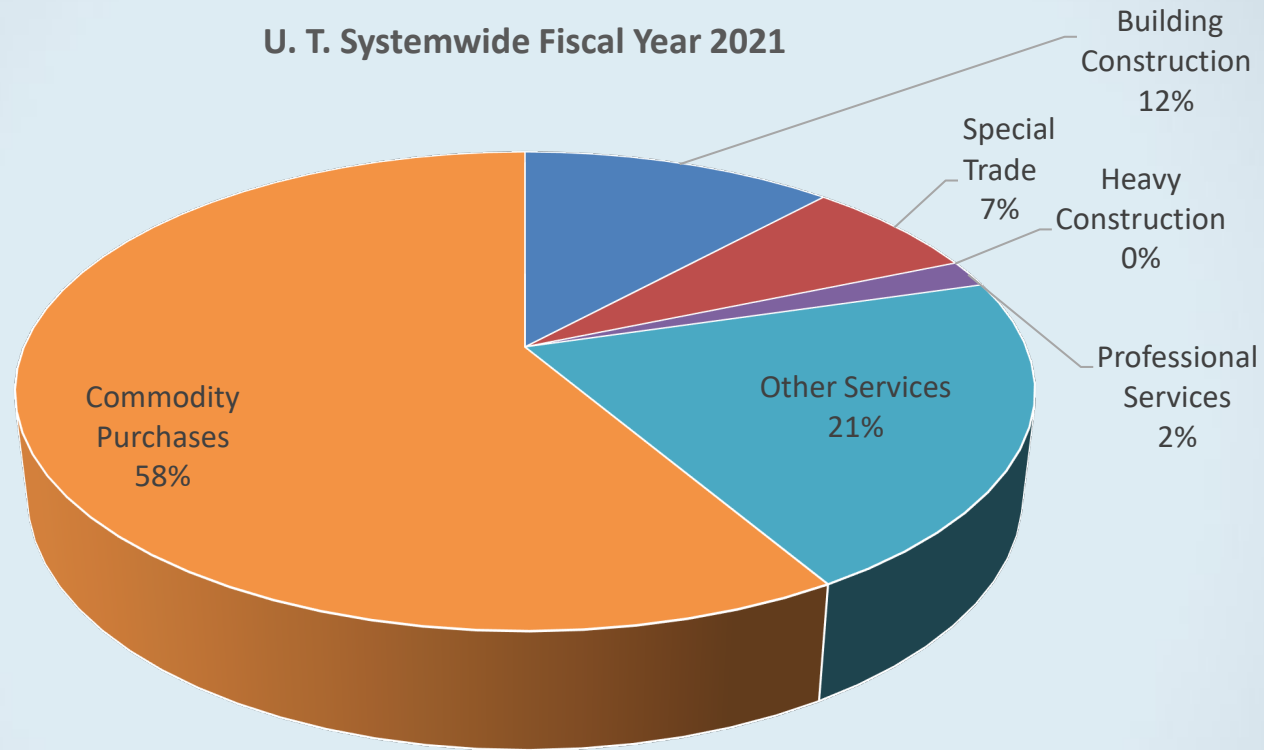
# Key Expenditures Trends - FY 2017

U. T. Systemwide Fiscal Year 2017



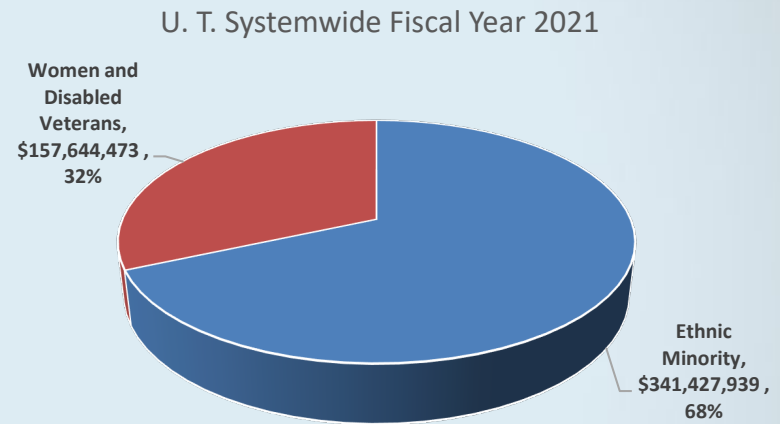
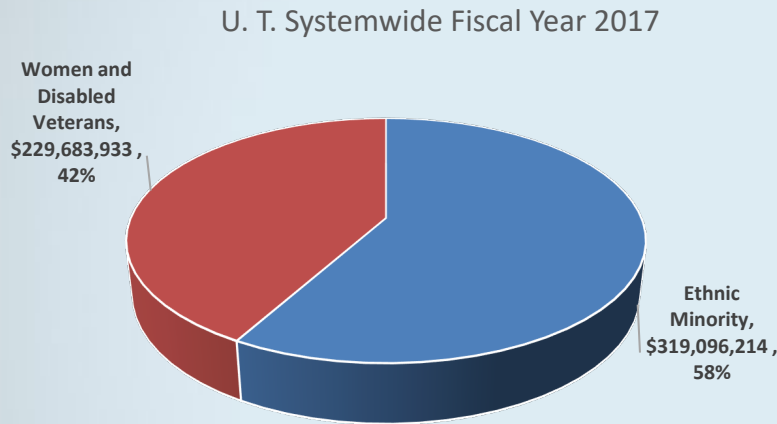
# Key Expenditures Trends - FY 2021

U. T. Systemwide Fiscal Year 2021





# Key Expenditures Trends - FY 2017 and FY 2021



# HUB Coordinators Focus Group Meetings

- Meetings with U. T. institutions in February and March
  - Challenges
  - Best Practices
  - New Initiatives



# Challenges

- COVID impact over last two fiscal years
  - Major capital improvement projects delayed
  - Refocus of expenditures due to COVID
  - Limited in-person HUB outreach opportunities
- Academic institutions spend related to research
  - Research-related expenditures often in categories with limited HUB availability
- Health institutions spend on pharmaceuticals and other health related commodities
  - Categories with limited HUB availability



## HUB Best Practices and New Initiatives

- Shifted to virtual outreach and meetings especially with HUB organizations
- Enhanced training of internal staff
- Developing and strengthening of collaborations and partnerships with internal departments
- Training series for HUB firms
- Developing HUB Contractor Guide to provide valuable information on major capital projects requirements for U. T. System



## U. T. Systemwide Collaborations

- U. T. Systemwide virtual HUB outreach events – Goods and Services (April 19) and Construction (June)
- Working with U. T. System Supply Chain Alliance (Alliance) to grow U. T. Systemwide contracts with HUB firms – over \$160 million spent with HUB firms with Alliance contracts in FY 2021
- Development and enhancement of collaborative mentor-protégé relationships - U. T. institutions and System Administration are currently sponsoring mentor-protégé relationships involving 11 HUB firms
- Developing a U. T. Systemwide HUB Coordinator training program in collaboration with institutions



## HUB FY 2021 Notable Achievements

Four U. T. institutions made the Fiscal Year 2021 list of the Twenty-five (25) Agencies Spending More than \$5 Million with Largest Percentage Spent with HUBs.

- U. T. Dallas (28.61%)
- U. T. San Antonio (27.55%)
- U. T. El Paso (26.19%) and
- U. T. Rio Grande Valley (25.52%)



## U. T. System HUB Program Key Best Practices and Accomplishments FY 2021

Institution	HUB Program Key Best Practices/Accomplishments
<b>U. T. Arlington</b>	UTA President ad interim re-affirmed commitment of the HUB Program for campuswide accountability and reorganized program to report to Assistant Vice President for Business Affairs.
<b>U. T. Austin</b>	UTAUS has begun to lay a foundation to move toward a category management approach toward procurement. This approach will focus on opportunities to improve practice around the procure-to-process, including HUB policy and procedure.
<b>U. T. Dallas</b>	Robust dashboards and analytics provide visibility into HUB spend and fuel conversations with departments and senior leadership.
<b>U. T. El Paso</b>	UTEP continues to support the HUB program, averaging a 22.17% spend on HUBs for the last three fiscal years.
<b>U. T. Permian Basin</b>	HUB Vendor Series provided monthly to the UTPB community. It has been great for the HUBs and UTPB audience to see what they do and how they can help University goals.
<b>U. T. Rio Grande Valley</b>	HUB staff play dual roles at UTRGV as both buyers and HUB coordinators. When in buyer capacity, HUB staff is able to ensure that HUBs are included in solicitations along with the rest of the purchasing team and are available throughout the entire solicitation process, not just the HUB Subcontracting Plan. The joint effort of staff helps ensure that HUB requirements are met.
<b>U. T. San Antonio</b>	UTSA HUB Program, in partnership with local agencies, organized a series of quarterly workshops designed to assist businesses that are HUB or Small, Minority, Woman-Owned, Disabled-Veteran owned on how to develop/recover their business post COVID-19, prepare them to do business with local agencies and other State entities, and improve skills or get insight and tips on RFPs, contracts, and writing proposals.
<b>U. T. Tyler</b>	UTT has added, and is continuing to add, more HUB vendors to the eProcurement system to encourage the campus to use a familiar online shopping experience while utilizing HUB vendors.
<b>U. T. Southwestern Medical Center</b>	UTSWMC is developing and implementing campuswide training for requesters, shoppers, and leadership.
<b>U. T. Medical Branch - Galveston</b>	Overall UTMB's HUB spend increased from 5.47% in FY 2020 to 6.39% in FY 2021. UTMB's challenges continue to be in the areas of pharmaceuticals, and other medical and research supplies.
<b>U. T. Health Science Center - Houston</b>	Focus on Native American, Black, Hispanic owned businesses while increasing the opportunities to HUB vendors for all services and commodities by increasing internal and external awareness.
<b>U. T. Health Science Center - San Antonio</b>	UTHSCSA is partnering with affiliated health systems to aggregate HUB engagement and opportunities between institutions, cultivating relationships with capital projects contractors, and engaging in HUB awareness and training programs.
<b>U. T. M. D. Anderson Cancer Center</b>	In FY 2021, overall UTMDACC HUB spend increased 9.2% from FY 2020 to FY 2021, from \$64M to \$69M; total FY 2021 expenditures include \$800M in pharmaceutical drugs, which traditionally have limited HUB contracting opportunities.
<b>U. T. System Administration</b>	Collaborating with the institutions to develop the HUB Coordinators Best Practices Template and currently developing the HUB Coordinator Training Program.

**5. U. T. Austin: Approval of authorization for an additional investment of \$45 million for participation in the Giant Magellan Telescope project**

RECOMMENDATION

The Chancellor concurs in the recommendation of the Executive Vice Chancellor for Academic Affairs, the Executive Vice Chancellor for Business Affairs, and the institutional president that the U. T. System Board of Regents authorize an additional investment of \$45 million of Designated Funds and donor gifts for participation by U. T. Austin in the Giant Magellan Telescope project.

BACKGROUND INFORMATION

During the March 7, 2014 Special Called Meeting, the U. T. System Board of Regents approved the request for U. T. Austin to invest as a partner in the Giant Magellan Telescope (GMT) Project. This approval resulted in the current investment of \$65.3 million in the GMT, with \$50 million from Designated Funds and \$15.3 million in gifts. U. T. Austin seeks approval to commit an additional investment of \$45 million, which would bring the total U. T. Austin investment in GMT to \$110.3 million. This commitment would be a continuation of the agreement for U. T. Austin to acquire a percentage of ownership interest in the GMT. U. T. Austin has contributed enough to have a 10.96% interest based on present investments. At the current total cost, this translates, when diluted, to a 3-4% interest. With the additional \$45 million, the diluted interest will be 6-8%. The exact numbers depend on the final cost and the order of contributions.

U. T. Austin has partnered with other institutions to develop the GMT. Under construction at Las Campanas Observatory in Chile, it will be the world's largest telescope, with a resolution ten times that of the Hubble Space Telescope. The GMT will have a minimum productive life of 50 years once it completes construction, in approximately 2029.

The telescope will be an enormous advancement over existing telescopes located anywhere on earth or in space. The advanced optics will give GMT an unprecedented capability for a ground-based telescope. When built, it will be the largest of its kind in the world and will address questions beyond the reach of currently existing telescopes. In particular, it will help astronomers detect and describe the first stars and galaxies, and image and analyze planets around nearby stars. The GMT will have a primary mirror composed of seven 8.4-meter individual mirror segments working together as one will together provide a powerful view into the universe to uncover the cosmic mysteries of dark matter, investigate the origins of chemical elements, and search for signs of life on distant exoplanets.

The GMT will serve as a beacon for students throughout all fields of science and engineering, and participation in this project will assure U. T. Austin a leading role in the exciting discoveries throughout the 21st century. Through the GMT, the U. T. Austin Astronomy program will be assured of a premier position among U.S. institutions. International recognition as a Founding partner will also serve to advance the university's scientific and educational mission. The GMT will be the centerpiece with which to attract and retain top faculty, research scientists, and students – both undergraduate and graduate. In addition, the GMT will facilitate significant extramural funding from federal and private sources in the coming decades.



6. **U. T. System: Annual Meeting with Officers of the U. T. System Student Advisory Council**

**INTRODUCTION**

The U. T. System Student Advisory Council will discuss recommendations with the Board of Regents. The Council's recommendations are set forth on the following page.

**BACKGROUND INFORMATION**

The U. T. System Student Advisory Council was established in 1989 to provide input to the U. T. System Board of Regents working through and with the Chancellor and U. T. System Administration on issues of student concern. The operating guidelines of the Council require that recommendations have a multi-institutional focus and that the Council explore individual campus issues with institutional administrators prior to any consideration thereof. The Student Advisory Council consists of two student representatives from each U. T. System institution in addition to three elected officers and meets three times a year in Austin.

Council officers are:

**Chair:** Ms. Blaize LaFleur, U. T. Arlington, Political Science

**Vice Chair:** Ms. Savannah Seely, U. T. Medical Branch - Galveston, Biochemistry and Molecular Biology

**Secretary:** Mr. Austin Stephens, U. T. El Paso, History

**Undergraduate Committee:** Ms. Katherine ("KC") Jennings, U. T. Tyler, Accounting/Economics

**Graduate Committee:** Ms. Rhiannon Morrissey, U. T. M. D. Anderson Cancer Center, Genetics and Epigenetics

**2021-2022 Student Advisory Council: Summary of Priorities and Issues**

<b>Priority/Issue</b>	<b>Outcome</b>
Undergraduate Academic Advising	Provided feedback to U. T. System and institutional leaders on quality academic advising strategies and tools.
Campus Safety	Provided feedback to U. T. System Director of Police regarding student safety and police relations concerns.
Mental Health	Provided feedback and a letter of support for Systemwide mental health and well-being initiatives.
Continuation of Pandemic-Related Academic Policies and Course Modalities	Provided feedback to U. T. System and institutional leaders about students' desire for continuation of academic policies adopted because of the pandemic, including continued flexibility in course modalities, including hybrid models.
Mental Health	Provided a letter of support for the continued funding of Systemwide mental health initiatives and recommending the establishment of a task force to assess the effectiveness of existing programs and identify new potential services.

7. **U. T. System Board of Regents: Presentation of Certificate of Appreciation to Student Regent Thuy Dan “Mimi” Nguyen**



## TABLE OF CONTENTS FOR AUDIT, COMPLIANCE, AND RISK MANAGEMENT COMMITTEE

**Committee Meeting: 5/4/2022**

**Board Meeting: 5/5/2022**  
Austin, Texas

*Nolan Perez, Chairman*  
*Christina Melton Crain*  
*Jodie Lee Jiles*  
*Janiece Longoria*  
*Kelcy L. Warren*  
*Rad Weaver*

	<b>Committee Meeting</b>	<b>Board Meeting</b>	<b>Page</b>
<b>Convene</b>	<i>2:15 p.m.</i> <i>Chairman Perez</i>		
1. <b>U. T. System Board of Regents: Discussion and appropriate action regarding Consent Agenda items, if any, assigned for Committee consideration</b>	<b>Discussion</b>	<b>Action</b>	<b>37</b>
2. <b>U. T. System: Discussion and Appropriate Action regarding institutional Audit Committee chair changes; Report on the State Auditor’s Office Statewide Single Audit Report for FY 2021 and Systemwide internal audit administrative items, including Required Communications and Annual Audit Plan Status</b>	<b>Action</b> <i>Mr. Peppers</i>	Not on Agenda	<b>38</b>
3. <b>U. T. System Board of Regents: Approval to hire auditor to provide financial auditing services for Fiscal Year 2022</b>	<b>Action</b> <i>Chairman Perez</i> <i>Mr. Peppers</i>	<b>Action</b> <i>Chairman Perez</i>	<b>40</b>
4. <b>U. T. System: Discussion and appropriate action regarding transfer of \$22,000,000 to rebate to institutions surplus premium contributions paid in Phase V and Phase VI of the Rolling Owner Controlled Insurance Program (ROCIP)</b>	<b>Action</b> <i>Mr. Dendy</i>	<b>Action</b>	<b>41</b>
<b>Adjourn</b>	<i>2:45 p.m.</i>		

1. **U. T. System Board of Regents: Discussion and appropriate action regarding Consent Agenda items, if any, assigned for Committee consideration**

RECOMMENDATION

No [Consent Agenda](#) items are assigned for review by this Committee.

**2. U. T. System: Discussion and Appropriate Action regarding institutional Audit Committee chair changes; Report on the State Auditor's Office Statewide Single Audit Report for FY 2021 and Systemwide internal audit administrative items, including Required Communications and Annual Audit Plan and Status**

RECOMMENDATION

Chief Audit Executive Peppers, on behalf of the Presidents at U. T. Dallas, U. T. El Paso, U. T. Permian Basin, U. T. Rio Grande Valley, U. T. Medical Branch, U. T. M. D. Anderson, and on behalf of the Chancellor at U. T. System Administration recommends formal approval by the ACRMC of the appointment of the following individuals to serve as Chairs of the Institutional Audit Committees:

- John Cullins, Part-Time Consultant at J Cullins Advisors, LLC and Retired Partner with Ernst & Young, at U. T. Dallas;
- J. Stephen DeGroat, Retired Owner of Lincoln Financial Advisors, El Paso Branch, at U. T. El Paso;
- Christi Brown, Chief Financial Officer at Onyx Contractors, at U. T. Permian Basin (reappointment);
- Elias Longoria, Jr., First Vice President and Loan Officer at Texas Regional Bank, at U. T. Rio Grande Valley;
- Keith W. McFatrige, Jr., Owner and Attorney at McFatrige & Associates, PC, at U. T. Medical Branch (reappointment);
- Randall Wright, Retired Executive Vice President and Chief Operating Officer with Texas Children's Hospital, at U. T. MD Anderson; and
- Sue Gove, President of Excelsior Advisors, LLC, at U. T. System Administration.

Details on the qualifications of the new Chair candidates were provided to the ACRMC members prior to the meeting.

REPORT

Mr. Peppers will:

- 1) provide a report on the State Auditor's Office (SAO) State of Texas Federal and Financial Portions of the Statewide Single Audit for Fiscal Year 2021;
- 2) discuss required communications to the Committee, including independence of the Chief Audit Executives;

- 3) discuss development of the Systemwide Internal Audit annual risk-based plan, which incorporates feedback from senior management and the board; and
- 4) provide an update on the Fiscal Year 2022 Annual Audit Plan status as of February 28, 2022.

Details on the SAO audit results, required communications, and Audit Plan status were provided to the Audit, Compliance, and Risk Management Committee (ACRMC) members prior to the meeting.

### BACKGROUND INFORMATION

The ACRMC annually reviews and approves nominations from all the institutional presidents for external member chairs of their institutional audit committees. Delegated approval was provided by the ACRMC Chairman and the Chancellor for those candidates with terms beginning between May ACRMC meetings.

The Texas State Auditor's Office performs the Statewide Single Audit annually. The audit includes a federal portion, which is an audit of compliance and controls over the State's federal awards, and a financial portion, which includes an audit of the basic financial statements for the State of Texas. These reports are submitted to the federal government.

Required communications to the Committee include the discussion of internal auditing professional standards and confirmation of the organizational independence of the internal audit activity. Through their annual certification process, all institutional chief audit executives confirmed they are receiving adequate support to conduct the necessary audit services and there are institutional internal audit departmental processes to ensure compliance with professional standards.

**3. U. T. System Board of Regents: Approval to hire auditor to provide financial auditing services for Fiscal Year 2022**

RECOMMENDATION

Chairman Perez recommends to the Audit, Compliance, and Risk Management Committee (ACRMC) that he, as Chairman of the ACRMC and working with the Chancellor and appropriate U. T. System staff and pursuant to the request for qualifications (RFQ), be authorized to select an external firm to provide independent auditing services for the U. T. System based on input from the selection committee and appropriate U. T. System staff.

It is further recommended that the Chancellor be authorized to approve the allocation of funding in a reasonable amount, as he determines necessary, and negotiate and enter into an auditing services contract with the selected firm.

BACKGROUND INFORMATION

On February 11, 2016, the Board of Regents authorized U. T. System staff to negotiate and enter into an auditing services contract with an external firm to perform independent auditing services. Effective June 30, 2016, U. T. System entered into a two-year contract with Deloitte & Touche for these services, which included an option to renew for four additional years that was exercised. The current contract expires on May 30, 2022.

U. T. System issued a RFQ for independent auditing services on February 25, 2022.



**4. U. T. System: Discussion and appropriate action regarding transfer of \$22,000,000 to rebate to institutions surplus premium contributions paid in Phase V and Phase VI of the Rolling Owner Controlled Insurance Program (ROCIP)**

**RECOMMENDATION**

The Chancellor concurs in the recommendation of the Chief Compliance and Risk Officer and the Risk Management Executive Committee, chaired by the Executive Vice Chancellor for Business Affairs and comprised of the Executive Vice Chancellor for Health Affairs, the Executive Vice Chancellor for Academic Affairs, and the Vice Chancellor and General Counsel, to rebate to the U. T. institutions the surplus premium contributions paid in Phase V and Phase VI of the U. T. System Rolling Owner Controlled Insurance Program (ROCIP) as set forth below.

<b>Institution</b>	<b>ROCIP V 60% Premiums/ 40% Loss- Weighted</b>	<b>ROCIP VI 50% Premiums/ 50% Loss- Weighted</b>	<b>Total</b>
U. T. Arlington	\$ 345,360	\$ 1,403,220	\$ 1,748,580
U. T. Austin	\$ 1,246,025	\$ 4,201,612	\$ 5,447,637
U. T. Dallas	\$ 364,142	\$ 1,325,894	\$ 1,690,036
U. T. El Paso	\$ 198,616	\$ 327,233	\$ 525,849
U. T. Permian Basin	\$ 166,684	\$ 257,756	\$ 424,440
U. T. Rio Grande Valley	\$ 81,441	\$ 607,912	\$ 689,353
U. T. San Antonio	\$ 193,926	\$ 421,690	\$ 615,616
U. T. Tyler	\$ 24,789	\$ 358,408	\$ 383,197
U. T. Southwestern Medical Center	\$ 784,552	\$ 1,724,488	\$ 2,509,040
U. T. Medical Branch Galveston	\$ 979,965	\$ 2,615,477	\$ 3,595,442
U. T. Health Science Center - Houston	\$ 230,514	\$ -	\$ 230,514
U. T. Health Science Center - San Antonio	\$ 221,893	\$ 263,472	\$ 485,365
U. T. M. D. Anderson Cancer Center	\$ 1,112,143	\$ 1,525,665	\$ 2,637,808
U. T. Health Science Center - Tyler	\$ 49,950	\$ -	\$ 49,950
U. T. System Administration	\$ -	\$ 967,173	\$ 967,173
<b>Total</b>	<b>\$ 6,000,000</b>	<b>\$ 16,000,000</b>	<b>\$ 22,000,000</b>

**BACKGROUND INFORMATION**

The ROCIP, which is described more fully in the PowerPoint on the following pages, provides workers' compensation, general liability, and excess liability coverage for contractors working on designated U. T. System construction projects, under one master program. The program ensures consistent, vetted coverage, and creates economies of scale by purchasing insurance in bulk rather than in the bids of individual contractors.

This is the second rebate made for ROCIP Phase V. An initial rebate of \$24,000,000 was paid to the participating institutions following approval by the Board on May 1, 2018. Funds are held in reserve following the end of each Phase, since workers' compensation claims are open for many years and construction defect claims can be reported for 10 years following a project's completion. This is the first rebate paid for ROCIP Phase VI. A supplemental rebate will be considered in the future if claim activity remains favorable.

The rebate amounts were actuarially determined and reflect better than expected claim experience, largely driven by a robust safety framework imbedded in the ROCIP program. The allocation to each institution was agreed to by a task force of institutional representatives and considers premiums paid into the fund as well as the individual institution's losses in the phase. For Phase V, 60% of the rebate is based on premiums paid on construction values and 40% is based on the individual institution's losses in the phase. For Phase VI, the task force approved an increase in the loss-weighted allocation to 50% to encourage continued emphasis and engagement regarding project safety and equipment management.

# Rolling Owner Controlled Insurance Program Benefits and Rebate Recommendations

Phillip Dendy, Chief Compliance and Risk Officer

U. T. System Board of Regents Meeting  
Audit, Compliance, and Risk Management Committee  
May 2022



THE UNIVERSITY of TEXAS SYSTEM  
THIRTEEN INSTITUTIONS. UNLIMITED POSSIBILITIES.

# Rolling Owner Controlled Insurance Program (ROCIP)

- ROCIP provides Workers' Compensation, General Liability, and Excess Liability insurance for all enrolled contractors on U. T. System major Capital Improvement Projects (CIP)
- Initially began as a pilot on the U. T. M. D. Anderson Bertner Project in 1994
- ROCIP Phase I began in 1997
- Currently in Phase VII
- \$13.5 billion total construction values enrolled – all phases
- \$126.5 million estimated total saving – all phases



# Benefits

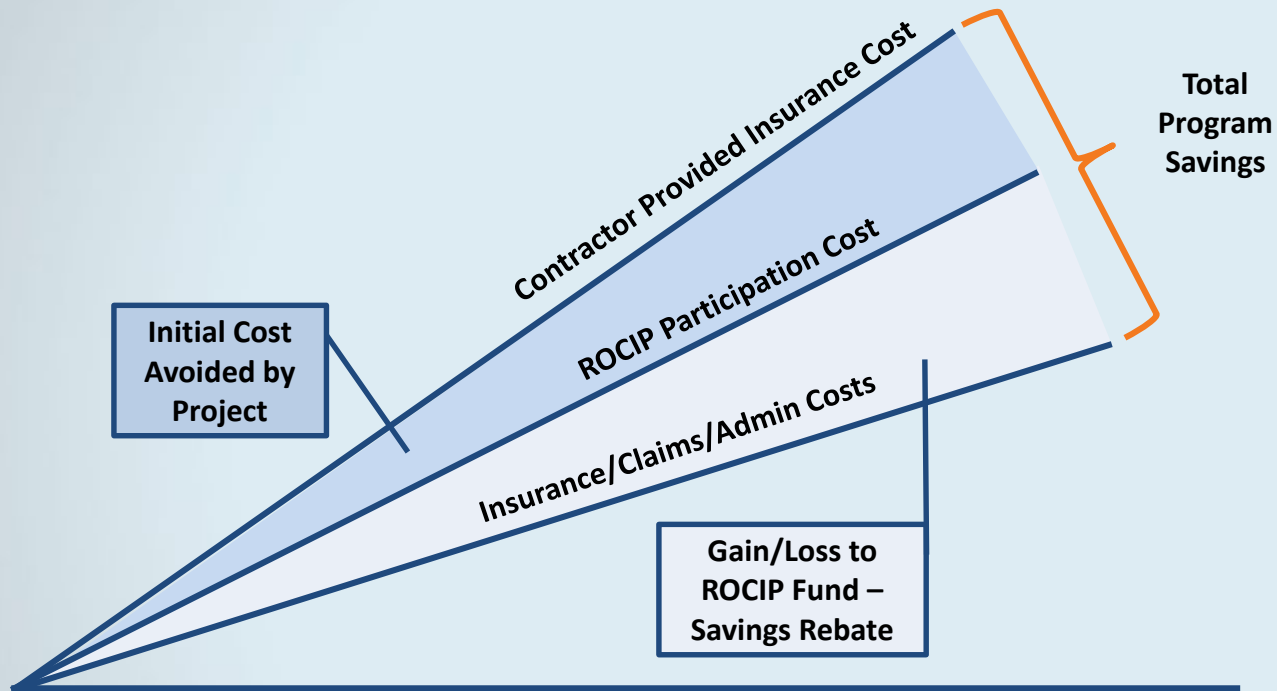
- Significant cost savings to the U. T. institutions – over \$110 million since 2004 (Phase IV)
- Uniform and enhanced insurance coverages and limits with known/single insurer
- Standardized and enhanced claim and safety management programs across all projects

Superior OSHA Recordable Incident Rate (RIR): U. T. System average 0.7 vs. OSHA average 2.5 (rolling 12-month RIR)

- Increased Historically Underutilized Business (HUB) participation
- Eliminates cross claims among contractors (mutual waiver of subrogation)



# ROCIP Financial Process/Buckets



- **Cost Avoided** – Difference between contractor’s insurance cost left out of bid and cost to participate in ROCIP
- **Gain/Loss to Fund** – Amount of contributions remaining in Fund after costs of ROCIP program are paid
- **Total Program Savings** – Cost Avoided + Gain/Loss to Fund



## Current Rebate Recommendations

- Rebate Phase V - \$6 million recommended additional rebate (\$24 million distributed May 2018)  
Allocation: 60% premium / 40% loss weighted for claims activity
- Rebate Phase VI - \$16 million recommended initial rebate  
Allocation: 50% premium paid / 50% loss weighted for claims activity



## Total Estimated ROCIP Savings – Costs Avoided and Rebates to date

ROCIP Phase	Construction Values	Number of Projects	Costs Avoided	Rebates	Total Savings
ROCIP I	\$205,146,369	17	\$1,807,957	Incl in ROCIP III	\$1,807,957
ROCIP II	\$297,504,000	23	\$1,072,652	Incl in ROCIP III	\$1,072,652
ROCIP III	\$1,115,936,997	28	\$2,313,207	\$3,355,055	\$5,668,262
ROCIP IV	\$2,115,233,830	59	\$11,143,909	\$15,000,000	\$26,143,909
ROCIP V	\$4,272,918,292	130	\$18,373,549	<sup>1</sup> \$30,000,000	\$48,373,549
ROCIP VI	\$3,387,155,189	90	\$17,951,923	<sup>2</sup> \$16,000,000	\$33,951,923
ROCIP VII	\$2,128,262,154	37	\$9,577,180	TBD	\$9,577,180
	<b>\$13,522,156,831</b>	<b>384</b>	<b>\$62,240,377</b>	<b>\$64,355,055</b>	<b>\$126,595,432</b>

<sup>1</sup> ROCIP Phase V rebate of \$24,000,000 distributed 5-20-2018; \$6,000,000 additional rebate recommended

<sup>2</sup> ROCIP Phase VI rebate of \$16,000,000 initial rebate recommended



# Phase V & Phase VI Rebates

Institution	FY 2018 <sup>1</sup>	FY 2022 <sup>2</sup>	FY 2022 <sup>2</sup>	Recommended Rebate 2022
	ROCIP V	ROCIP V	ROCIP VI	ROCIP V & VI
UTA	\$1,286,643	\$345,360	\$1,403,220	\$1,748,580
UTAUS	\$5,377,053	\$1,246,025	\$4,201,613	\$5,447,638
UTD	\$1,535,445	\$364,142	\$1,325,894	\$1,690,036
UTEP	\$808,691	\$198,616	\$327,233	\$525,849
UTPB	\$664,975	\$979,965	\$257,756	\$1,237,721
UTRGV	\$322,825	\$166,684	\$607,912	\$774,596
UTSA	\$761,935	\$81,441	\$421,690	\$503,131
UTT	\$97,167	\$193,926	\$358,408	\$552,334
UTSWMC	\$3,058,042	\$24,789	\$1,724,488	\$1,749,277
UTMB	\$4,166,775	\$1,112,143	\$2,615,477	\$3,727,620
UTHSC-Houston	\$894,432	\$49,950	\$0	\$49,950
UTHSC-San Antonio	\$879,536	\$784,552	\$263,472	\$1,048,024
UTMDACC	\$3,948,976	\$221,893	\$1,525,665	\$1,747,558
UTHSC-Tyler	\$197,505	\$230,514	\$0	\$230,514
UT System	\$0	\$0	\$967,172	\$967,172
<b>Systemwide Total</b>	<b>\$24,000,000</b>	<b>\$6,000,000</b>	<b>\$16,000,000</b>	<b>\$22,000,000</b>

<sup>1</sup> ROCIP V Initial Rebate distributed 5-10-2018

<sup>2</sup> ROCIP V additional rebate and ROCIP VI initial rebate recommendation for Board approval





## TABLE OF CONTENTS FOR FINANCE AND PLANNING COMMITTEE

**Committee Meeting:** 5/4/2022

**Board Meeting:** 5/5/2022  
Austin, Texas

*Janiece Longoria, Chairman*  
*R. Steven Hicks*  
*Jodie Lee Jiles*  
*Stuart W. Stedman*  
*Kelcy L. Warren*  
*Rad Weaver*

	<b>Committee Meeting</b>	<b>Board Meeting</b>	<b>Page</b>
<b>Convene</b>	<i>Chairman Longoria 2:45 p.m.</i>		
1. <b>U. T. System Board of Regents: Discussion and appropriate action regarding Consent Agenda items, if any, assigned for Committee consideration</b>	<b>Discussion</b>	<b>Action</b>	<b>51</b>
2. <b>U. T. System: Financial Status Presentation and Monthly Financial Report</b>	<b>Report/Discussion</b> <i>Mr. Pruitt</i>	Not on Agenda	<b>52</b>
3. <b>U. T. System Board of Regents: Approval of annual distributions from the Permanent University Fund, the Permanent Health Fund, the Long Term Fund, and the Intermediate Term Fund</b>	<b>Action</b> <i>Mr. Pruitt</i>	<b>Action</b>	<b>77</b>
4. <b>U. T. System Board of Regents: University Lands Update</b>	<b>Report/Discussion</b> <i>Mr. Murphy</i>	Not on Agenda	<b>80</b>
<b>Adjourn</b>	<i>3:15 p.m.</i>		

1. **U. T. System Board of Regents: Discussion and appropriate action regarding Consent Agenda items, if any, assigned for Committee consideration**

RECOMMENDATION

No [Consent Agenda](#) items are assigned for review by this Committee.

**2. U. T. System: Financial Status Presentation and Monthly Financial Report**

Mr. Jonathan Pruitt, Executive Vice Chancellor for Business Affairs, will discuss the Financial Status Presentation, the highlights of which are set forth in the PowerPoint on the following pages and the February Monthly Financial Report, which follows the PowerPoint. The monthly financial report represents the consolidated and individual operating detail of the U. T. institutions.

# U. T. System

## *Fiscal Year-to-Date Actuals and Projected Fiscal Year-End*

Jonathan Pruitt  
Executive Vice Chancellor for Business Affairs

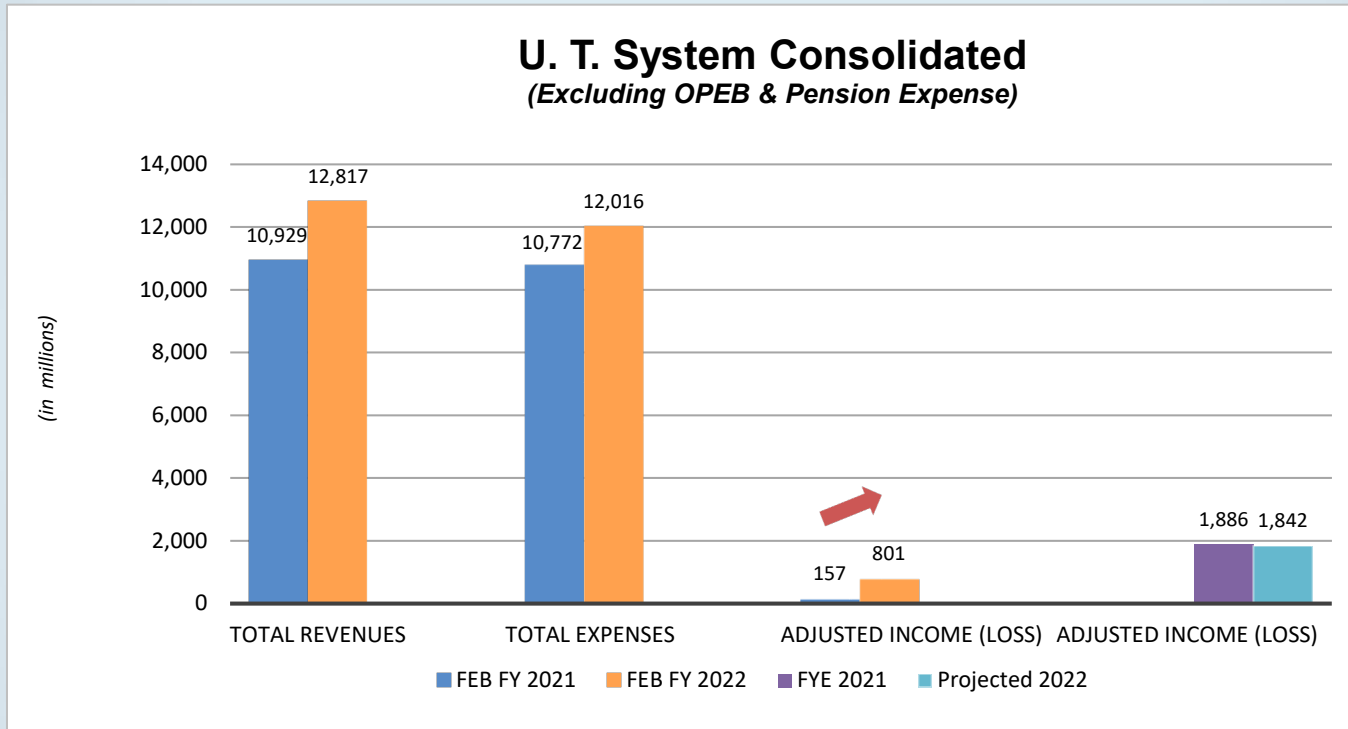
U. T. System Board of Regents Meeting  
Finance and Planning Committee  
May 2022



THE UNIVERSITY of TEXAS SYSTEM  
THIRTEEN INSTITUTIONS. UNLIMITED POSSIBILITIES.

## U. T. System Consolidated Landscape

*For the Period Ending February 28, 2022 and Projected Fiscal Year-End*



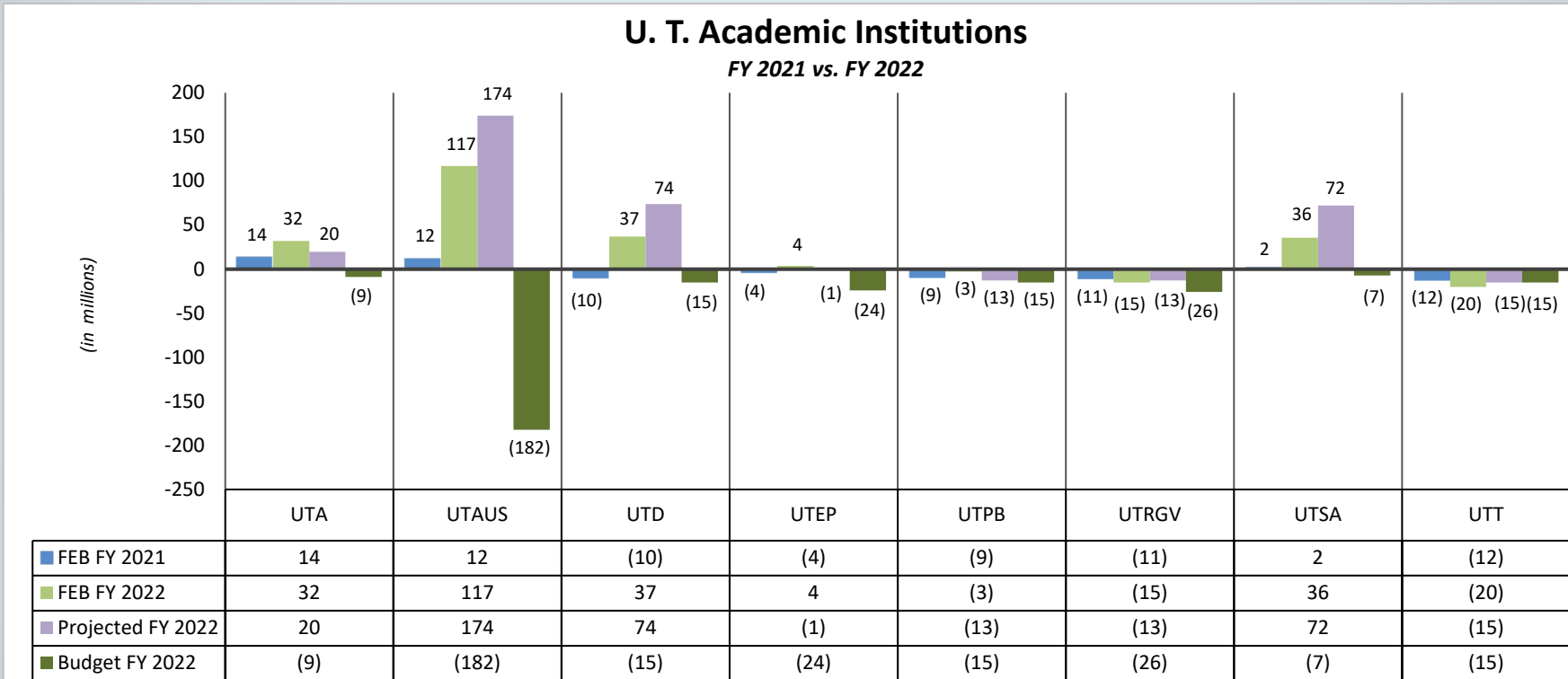
Source: February 2022 Monthly Financial Report



THE UNIVERSITY of TEXAS SYSTEM  
THIRTEEN INSTITUTIONS. UNLIMITED POSSIBILITIES.

## Academic Adjusted Income (Loss) Comparison

For the Period Ending February 28, 2022 and Projected Fiscal Year-End



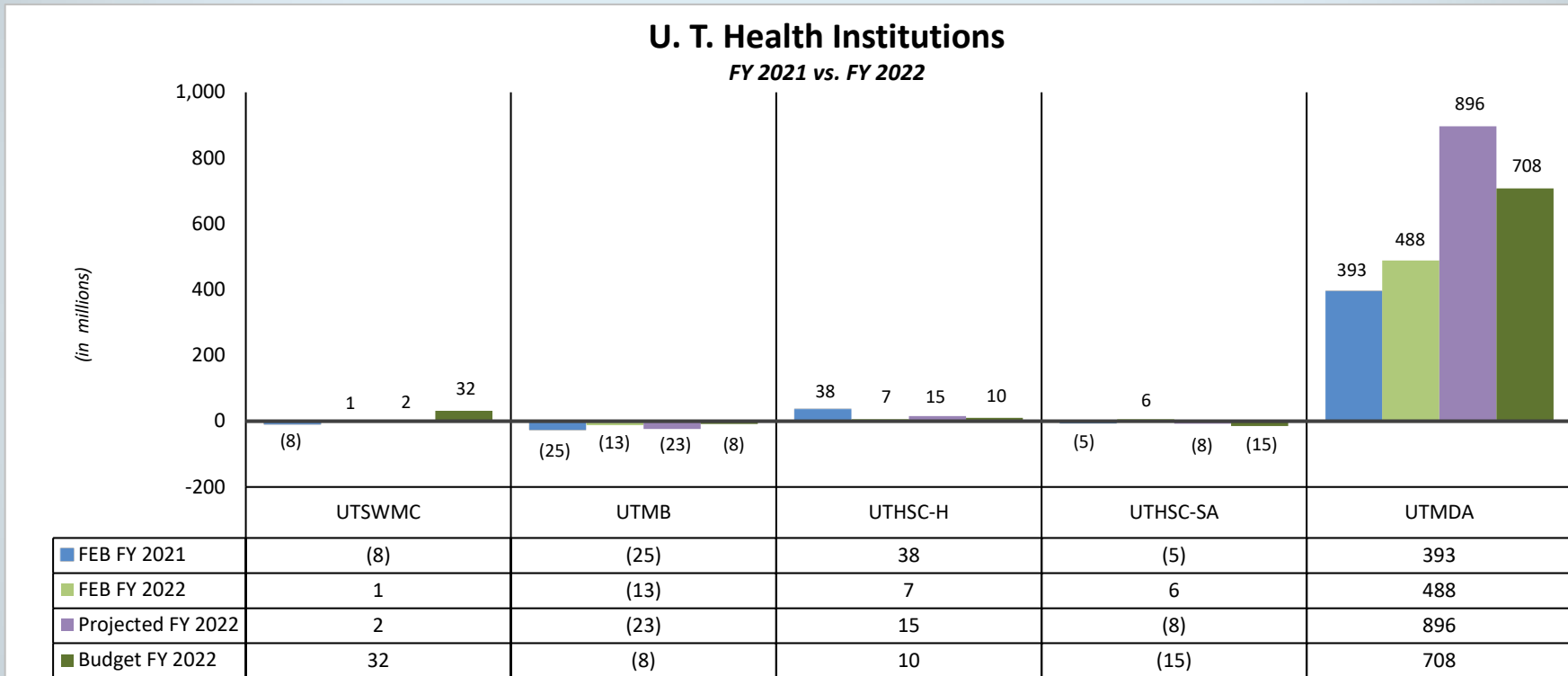
Source: February 2022 Monthly Financial Report



THE UNIVERSITY of TEXAS SYSTEM  
THIRTEEN INSTITUTIONS. UNLIMITED POSSIBILITIES.

## Health Adjusted Income (Loss) Comparison

*For the Period Ending February 28, 2022 and Projected Fiscal Year-End*



Source: February 2022 Monthly Financial Report



THE UNIVERSITY of TEXAS SYSTEM  
THIRTEEN INSTITUTIONS. UNLIMITED POSSIBILITIES.



# Systemwide Operations Financial Summary

	FY 2022 Budget	FYTD Actual (February 2022)	% of Budget
U. T. System Administration (AUF)	\$ 55,405,440	\$ 28,638,778	52%
Direct Campus Support (AUF)	41,459,566	21,141,836	51%
Other Operations Funded with AUF Reserves	50,000	29,273	59%
Service Departments and Other Non-AUF*	58,719,378	24,283,061	41%
<b>Total – U. T. System Administration and Campus Support</b>	<b>\$ 155,634,384</b>	<b>\$ 74,092,948</b>	<b>48%</b>

*\*The Board of Regents has approved the budget related to University Lands. 2/3 of the overall University Lands budget and February YTD actuals are represented in the above amounts. The Board of Regents has also approved the portion (1/3 of the overall University Lands budget) that supports Texas A&M University.*



**THE UNIVERSITY OF TEXAS SYSTEM  
OFFICE OF THE CONTROLLER**

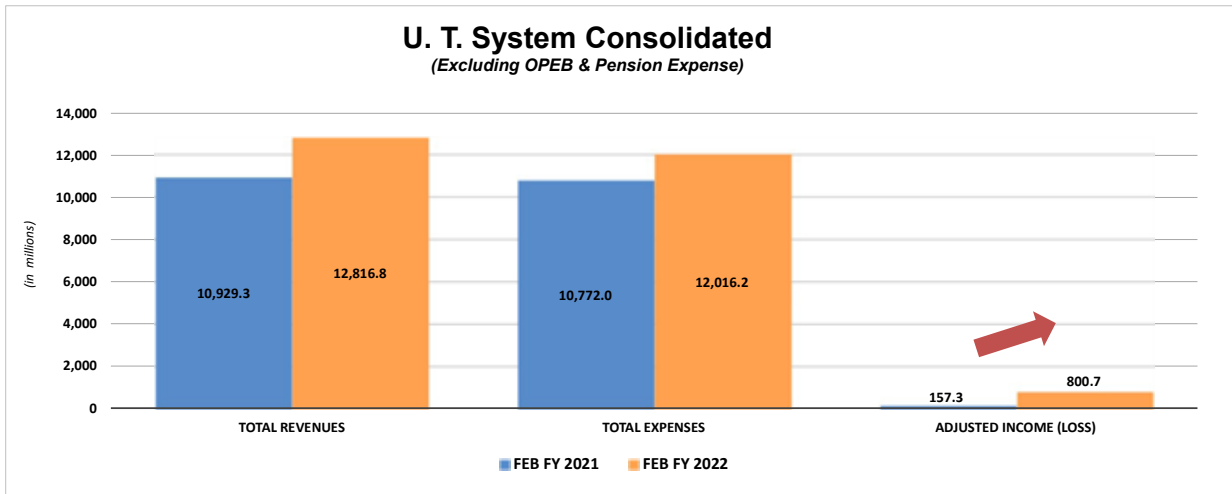
**MONTHLY FINANCIAL REPORT**  
*(unaudited)*

**February 2022  
FY 2022**



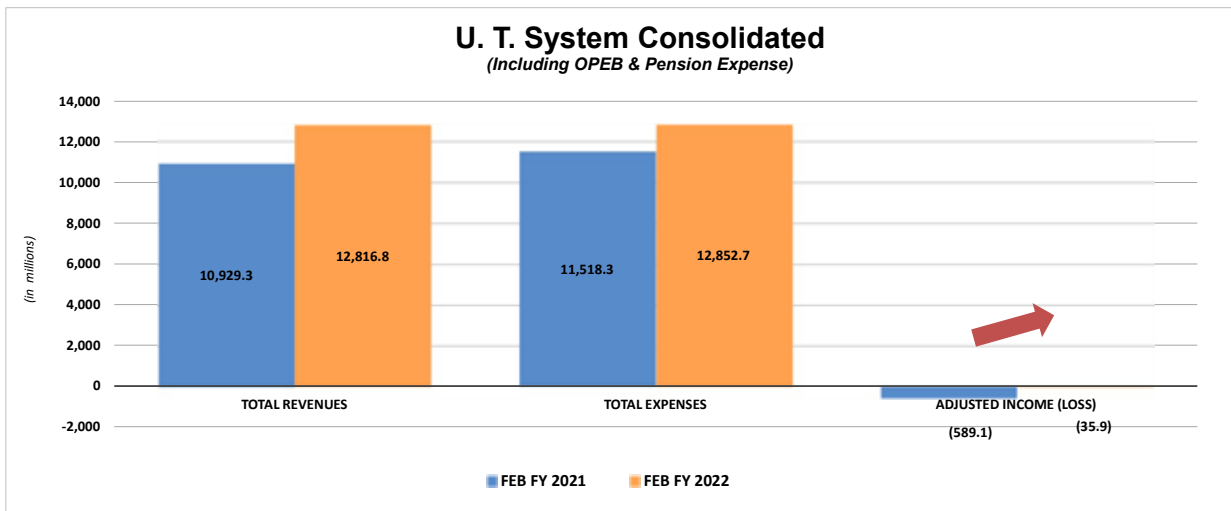
210 West Seventh Street  
Austin, Texas 78701  
512.499.4527  
[www.utsystem.edu/cont](http://www.utsystem.edu/cont)

## Monthly Financial Report Comparison of Operating Results, Margin and Projected Year-End For the Period Ending February 28, 2022

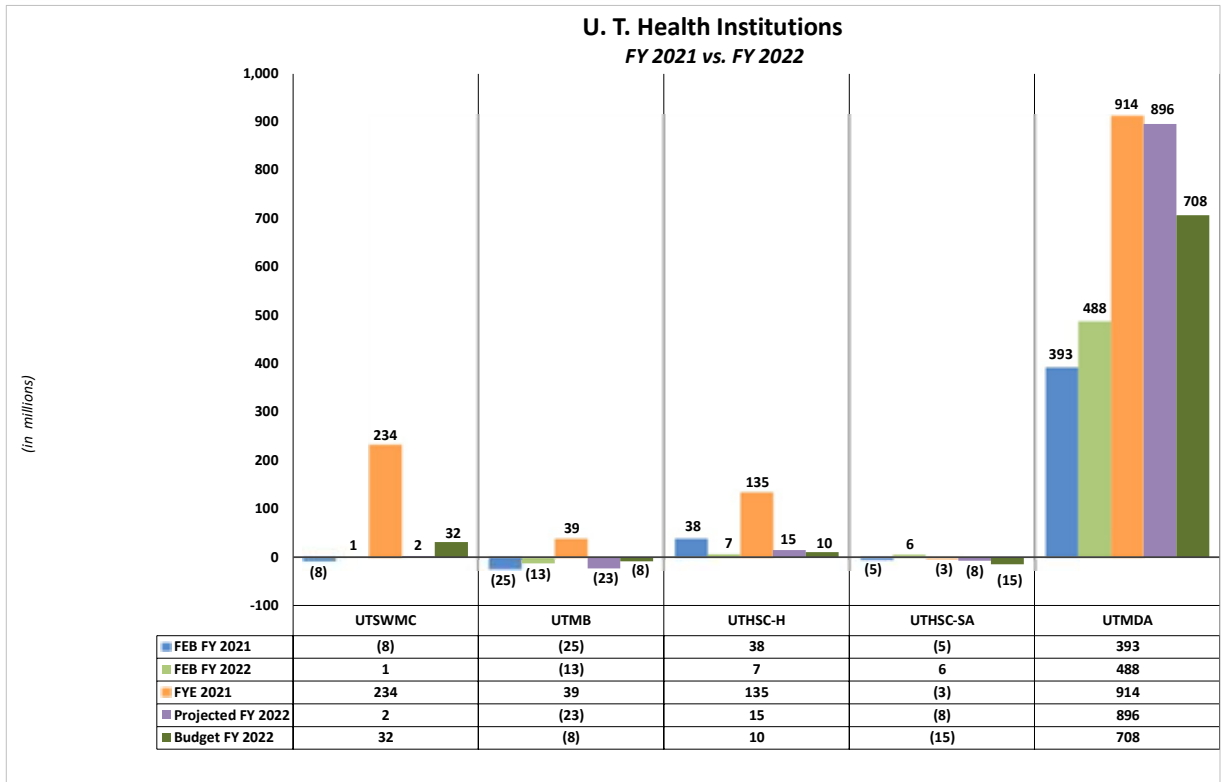
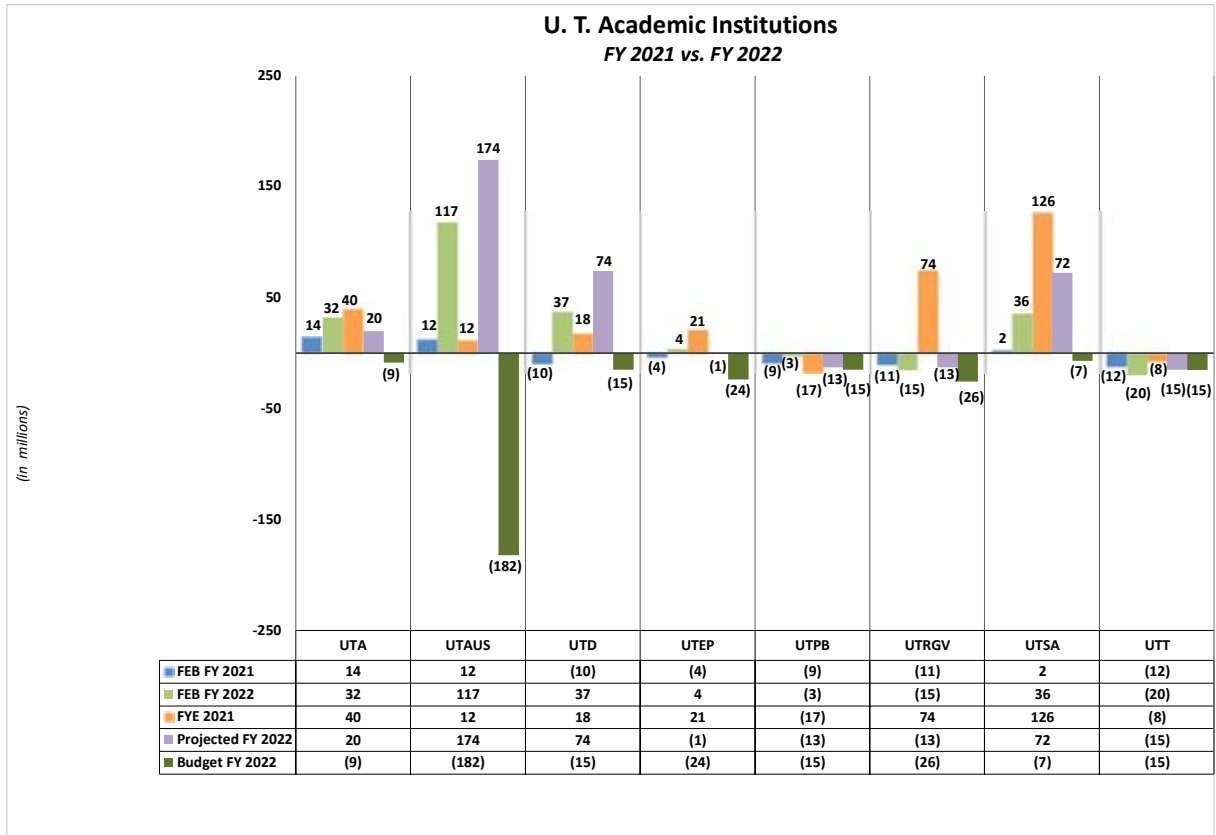


Excluding other postemployment benefits (OPEB) and pension expense, *U. T. System Consolidated* shows year-to-date adjusted income of \$800.7 million, an increase in adjusted income of \$643.3 million (409%) from the prior year. The increase was primarily due to increases in clinical revenues and net investment income.

(in millions)	February YTD FY 2021	February YTD FY 2022	Variance	Annual Projected FY 2022
Clinical Revenues	\$ 4,717.8	5,382.1	664.4	10,927.3
Sponsored Programs/Nonexchange Sponsored Programs	2,444.0	2,676.6	232.6	5,347.4
State Appropriations	1,086.0	1,172.4	86.4	2,342.9
Net Tuition and Fees	977.3	1,046.1	68.8	2,096.7
Auxiliary Revenues/Sales & Services of Educational Activities	500.4	718.8	218.4	1,130.5
Net Investment Income	724.8	1,271.5	546.7	2,486.9
Other Operating Revenues/Gift Contributions for Operations	479.0	549.2	70.2	1,151.4
<b>Total Revenues</b>	<b>10,929.3</b>	<b>12,816.8</b>	<b>1,887.6</b>	<b>25,483.2</b>
Salaries and Wages/Payroll Related Costs	6,577.6	7,051.3	473.7	13,932.2
Materials and Supplies/Cost of Goods Sold	1,403.1	1,638.1	235.0	3,111.3
Depreciation and Amortization	816.2	887.0	70.8	1,795.1
Other Contracted Services/Professional Fees & Services	692.9	844.6	151.7	1,675.1
All Other Operating Expenses	1,282.1	1,595.2	313.1	3,127.5
<b>Total Expenses (Excluding OPEB &amp; Pension Exp)</b>	<b>\$ 10,772.0</b>	<b>12,016.2</b>	<b>1,244.2</b>	<b>23,641.1</b>
<b>Adjusted Income (Loss) Excluding OPEB &amp; Pension Exp</b>	<b>157.3</b>	<b>800.7</b>	<b>643.3</b>	<b>1,842.0</b>
OPEB Expense	343.2	498.0	154.8	996.0
Pension Expense	403.2	338.5	(64.6)	677.1
<b>Adjusted Income (Loss)</b>	<b>(589.1)</b>	<b>(35.9)</b>	<b>553.2</b>	<b>169.0</b>
<b>Adjusted Income (Loss) Excluding Depr &amp; Amort Exp</b>	<b>227.1</b>	<b>851.2</b>	<b>624.0</b>	<b>1,964.1</b>



## Monthly Financial Report Comparison of Adjusted Income (Loss) For the Period Ending February 28, 2022



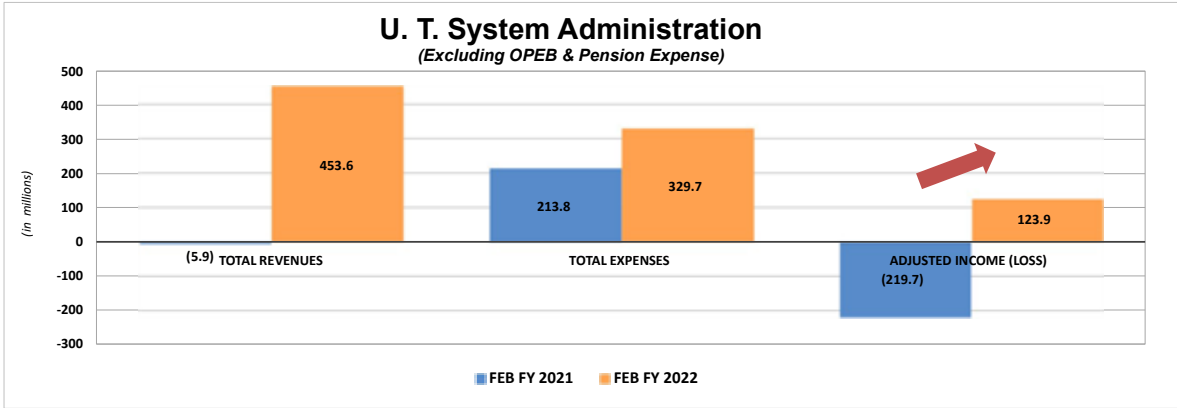
**Monthly Financial Report  
Comparison of Adjusted Income (Loss)  
For the Period Ending February 28, 2022**

**Executive Summary of Adjusted Income (Loss)\***

	February FYTD 2021 <i>(millions)</i>	February FYTD 2022 <i>(millions)</i>	Variance %	Comments
U. T. System Administration (excluding OPEB & Pension Expense) \$	(219.7)	123.9	156%	Increase in Net Investment Income <b>Projected income of \$661.2 million for the FY</b>
U. T. Arlington	14.2	31.9	125%	Increases in Other Operating Revenues, Auxiliary Revenues <b>Projected income of \$19.8 million for the FY</b>
U. T. Austin	12.3	117.1	852%	Increases in Auxiliary Revenues/Sales & Services of Educational Activities <b>Projected income of \$174.1 million for the FY</b>
U. T. Dallas	(10.0)	36.9	470%	Increases in Net Tuition and Fees, Auxiliary Revenues/Sales & Services of Educational Activities <b>Projected income of \$73.8 million for the FY</b>
U. T. El Paso	(3.9)	3.8	196%	Increase in Auxiliary Revenues <b>Projected loss of (\$1.0) million for the FY</b>
U. T. Permian Basin	(9.3)	(2.8)	70%	Increase in Gift Contributions for Operations <b>Projected loss of (\$12.8) million for the FY</b>
U. T. Rio Grande Valley	(10.8)	(15.1)	-40%	Increase in Salaries & Wages/Payroll Related Costs <b>Projected loss of (\$12.9) million for the FY</b>
U. T. San Antonio	2.4	35.5	1,366%	Increases in Gift Contributions for Operations, Auxiliary Revenues <b>Projected income of \$72.2 million for the FY</b>
U. T. Tyler	(12.4)	(20.0)	-61%	Increase in Salaries & Wages/Payroll Related Costs <b>Projected loss of (\$15.1) million for the FY</b>
Southwestern	(7.7)	1.0	113%	Increase in Clinical Revenues <b>Projected income of \$2.4 million for the FY</b>
UTMB	(24.5)	(12.6)	49%	Increase in Clinical Revenues <b>Projected loss of (\$23.4) million for the FY</b>
UTHSC-Houston	38.5	6.8	-82%	Increase in Salaries & Wages/Payroll Related Costs <b>Projected income of \$15.0 million for the FY</b>
UTHSC-San Antonio	(4.9)	6.0	223%	Increases in Clinical Revenues, Sales & Services of Educational Activities <b>Projected loss of (\$7.6) million for the FY</b>
M. D. Anderson	393.1	488.2	24%	Increase in Clinical Revenues <b>Projected income of \$896.2 million for the FY</b>
<b>Total Adjusted Income (Loss)</b>	<b>\$ 157.3</b>	<b>800.7</b>	<b>409%</b>	

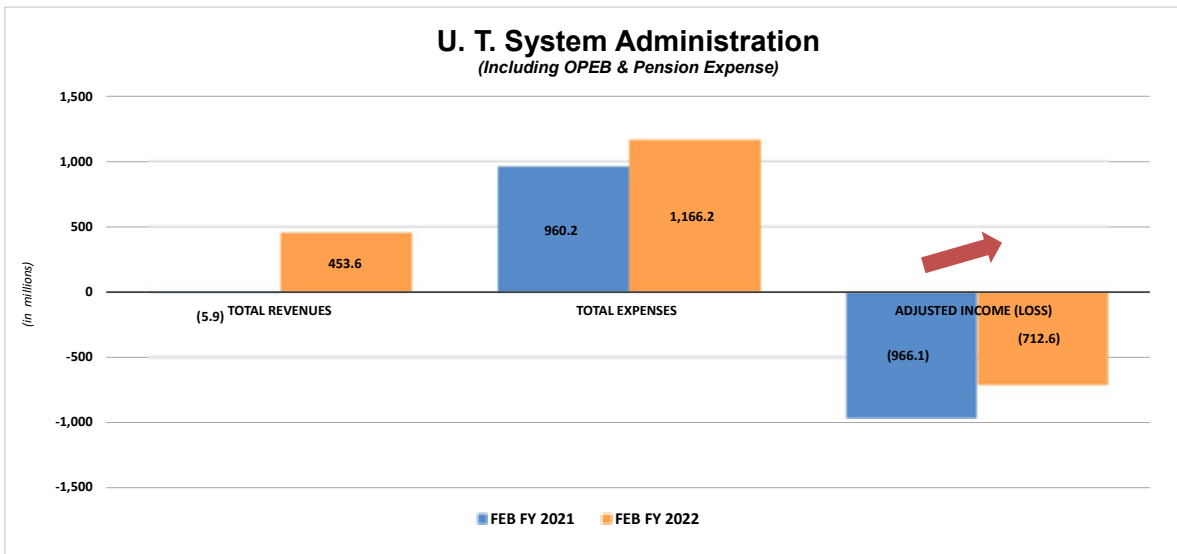
\* For additional details on the variances, please see pages 4 through 18.

**Monthly Financial Report  
Comparison of Operating Results, Margin and Projected Year-End  
For the Period Ending February 28, 2022**



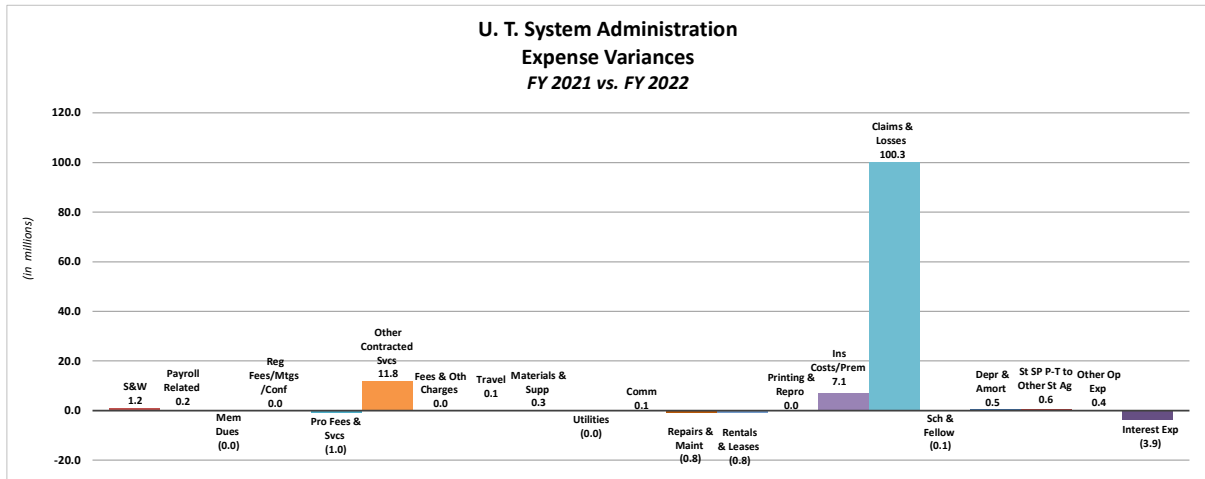
Excluding OPEB and pension expense, *U. T. System Administration* reported year-to-date adjusted income of \$123.9 million, an increase of \$343.6 million (156%) from the prior year. The increase was primarily attributable to an increase in net investment income due to increases in oil and gas royalties and mineral lease bonuses, as well as an increase in investment income in the Permanent University Fund and Long Term Fund. The most current projection, excluding OPEB and pension expense, reflects income of \$661.2 million for the year.

<i>(in millions)</i>	February YTD FY 2021	February YTD FY 2022	Variance	Annual Projected FY 2022
Sponsored Programs/Nonexchange Sponsored Programs	\$ 23.9	29.8	5.9	50.3
State Appropriations	1.3	4.0	2.6	7.9
Auxiliary Revenues/Sales & Services of Educational Activities	3.6	8.4	4.8	16.8
Net Investment Income/Available University Fund (AUF)	(53.8)	394.3	448.0	788.5
Other Operating Revenues/Gift Contributions for Operations	19.0	17.2	(1.9)	34.1
<b>Total Revenues</b>	<b>(5.9)</b>	<b>453.6</b>	<b>459.5</b>	<b>897.7</b>
Salaries and Wages/Payroll Related Costs	26.9	28.3	1.4	(328.8)
Materials and Supplies/Cost of Goods Sold	17.2	17.5	0.3	9.8
Depreciation and Amortization	7.8	8.4	0.5	16.8
Other Contracted Services/Professional Fees & Services	25.7	36.5	10.7	64.6
All Other Operating Expenses	136.1	239.0	102.9	474.0
<b>Total Expenses (Excluding OPEB &amp; Pension Exp)</b>	<b>\$ 213.8</b>	<b>329.7</b>	<b>115.9</b>	<b>236.5</b>
<b>Adjusted Income (Loss) Excluding OPEB &amp; Pension Exp</b>	<b>(219.7)</b>	<b>123.9</b>	<b>343.6</b>	<b>661.2</b>
OPEB Expense	343.2	498.0	154.8	996.0
Pension Expense	403.2	338.5	(64.6)	677.1
<b>Adjusted Income (Loss)</b>	<b>(966.1)</b>	<b>(712.6)</b>	<b>253.5</b>	<b>(1,011.8)</b>
<b>Adjusted Income (Loss) Excluding Depr &amp; Amort Exp</b>	<b>(958.2)</b>	<b>(704.2)</b>	<b>254.0</b>	<b>(995.0)</b>



## Monthly Financial Report Detailed Expense Break-out for U. T. System Administration For the Period Ending February 28, 2022

<i>(in millions)</i>	February YTD FY 2021	February YTD FY 2022	Actual Year-End FY 2021	Annual Projected FY 2022
Salaries and Wages	\$ 21.1	22.3	41.6	44.6
Payroll Related Costs	5.8	6.0	(374.0)	(373.3) *
Membership Dues	0.3	0.3	0.3	0.6
Registration Fees, Meetings, Conferences	0.1	0.1	0.1	0.2
Professional Fees and Services	3.8	2.7	7.9	5.5
Other Contracted Services	22.0	33.7	39.2	59.2
Fees and Other Charges	0.5	0.6	0.0	1.1
Travel	0.0	0.1	0.1	0.3
Materials and Supplies	17.2	17.5	11.2	9.8
Utilities	0.2	0.2	0.3	0.4
Communications	3.3	3.3	3.4	3.9
Repairs and Maintenance	7.3	6.5	7.6	12.9
Rentals and Leases	0.9	0.1	0.0	0.1
Printing and Reproduction	0.0	0.1	0.1	0.1
Insurance Costs/Premiums	32.8	39.9	13.6	79.7
Claims and Losses	74.8	175.1	112.8	350.2
Scholarships and Fellowships	0.2	0.0	0.8	0.1
Depreciation and Amortization	7.8	8.4	17.1	16.8
State Sponsored Program Pass-Through to Other State Agencies	2.0	2.6	4.6	3.9
Other Operating Expenses	0.3	0.7	0.6	1.4
Interest Expense	13.5	9.6	44.3	19.2
<b>Total Expenses (Excluding OPEB &amp; Pension Expense)</b>	<b>213.8</b>	<b>329.7</b>	<b>(68.1)</b>	<b>236.5</b>
OPEB Expense	343.2	498.0	996.0	996.0
Pension Expense	403.2	338.5	677.1	677.1
<b>Total Expenses (Including OPEB &amp; Pension Expense)</b>	<b>\$ 960.2</b>	<b>1,166.2</b>	<b>1,604.9</b>	<b>1,909.5</b>



Brief explanations for U. T. System Administration's largest expense variances are provided below:

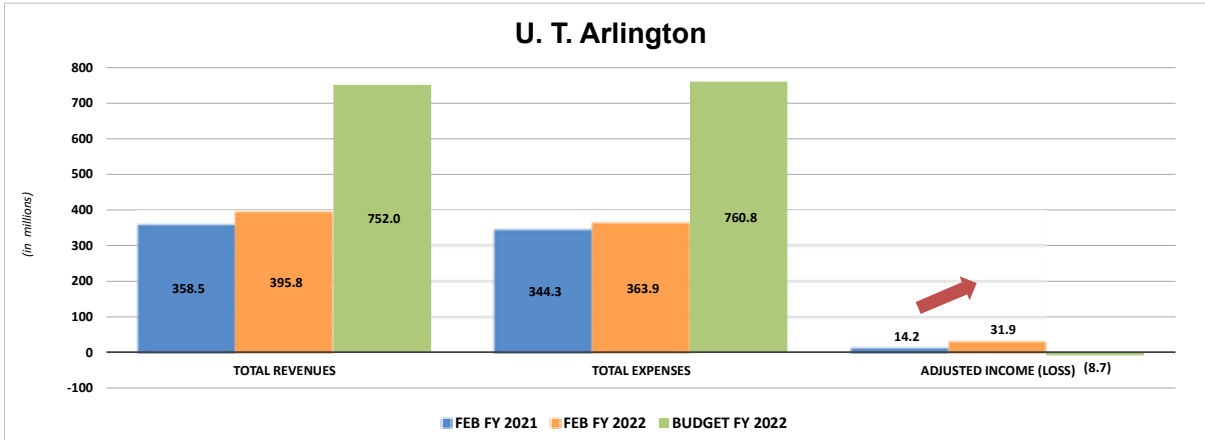
**\*Payroll Related Costs** - the negative payroll related costs at year-end relate to the pension entry to defer pension contributions made after the measurement date for the entire System.

**Other Contracted Services** - increase of \$11.8 million primarily due to payments made to Shared Information Services (SIS) for the hardware replacement project. Increases in expenses for SIS, the Arlington Regional Data Center and the Clinical Data Network initiative, as well as a payment to McKinsey and Company for organizational consulting services also contributed to the increase.

**Insurance Costs/Premiums** - increase of \$7.1 million primarily attributable to a timing difference in Life and Accident insurance payments, as well as increases in Comprehensive Property Protection Plan (CPPP) Wind & Flood insurance and the medical self-insurance plan.

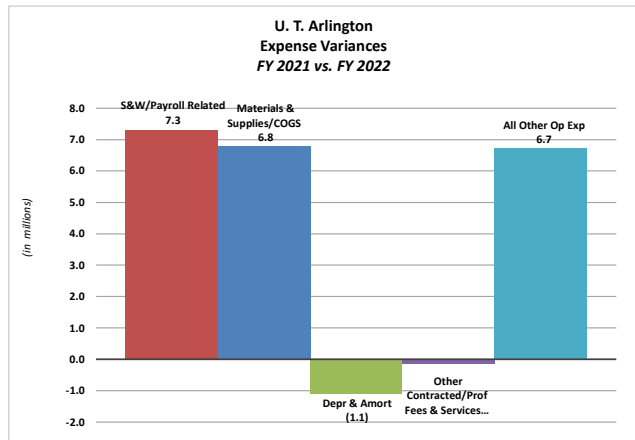
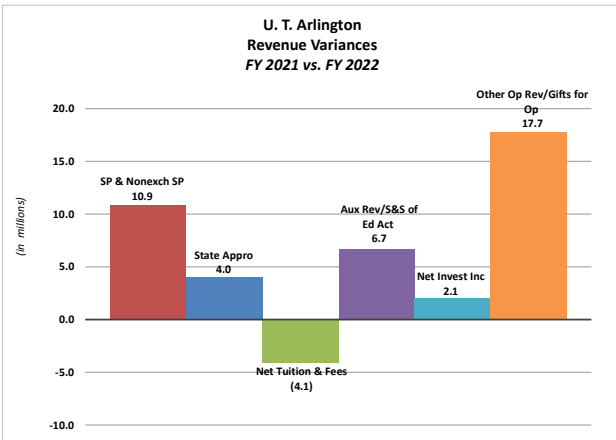
**Claims and Losses** - increase of \$100.3 million due to the medical self-insurance plan, as well as an increase in CPPP Fire and All Other Perils (AOP) claims attributable to a U. T. Permian Basin hailstorm settlement.

## Monthly Financial Report Comparison of Operating Results, Margin, Projected Year-End and Budget For the Period Ending February 28, 2022



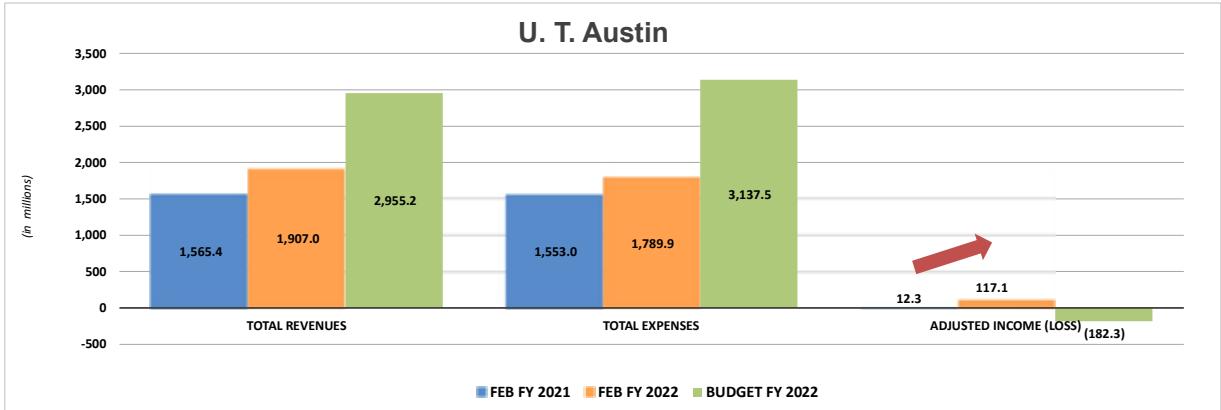
U. T. Arlington reported year-to-date adjusted income of \$31.9 million, an increase in adjusted income of \$17.7 million (125%) from the prior year. The increase was primarily attributable to the following: an increase in other operating revenues primarily due to alternative loans and revenue from the financial aid program Post-9/11 G.I. Bill benefits, which were not included in the MFR in the prior year; and an increase in auxiliary enterprises revenues attributable to an increase in on-campus activities. The most current projection received from U. T. Arlington reflects income of \$19.8 million for the year.

(in millions)	February YTD FY 2021	February YTD FY 2022	Variance	Annual Projected FY 2022	FY 2022 Budget
Sponsored Programs/Nonexchange Sponsored Programs	\$ 73.8	84.7	10.9	155.7	
State Appropriations	64.0	68.0	4.0	148.9	
Net Tuition and Fees	170.0	165.9	(4.1)	345.2	
Auxiliary Revenues/Sales & Services of Educational Activities	27.1	33.8	6.7	74.7	
Net Investment Income	14.4	16.4	2.1	33.7	
Other Operating Revenues/Gift Contributions for Operations	9.2	26.9	17.7	30.5	
<b>Total Revenues</b>	<b>358.5</b>	<b>395.8</b>	<b>37.3</b>	<b>788.6</b>	<b>752.0</b>
Salaries and Wages/Payroll Related Costs	208.8	216.1	7.3	444.7	
Materials and Supplies/Cost of Goods Sold	18.7	25.5	6.8	35.1	
Depreciation and Amortization	29.1	28.1	(1.1)	58.9	
Other Contracted Services/Professional Fees & Services	35.4	35.3	(0.1)	78.2	
All Other Operating Expenses	52.2	59.0	6.7	151.9	
<b>Total Expenses</b>	<b>\$ 344.3</b>	<b>363.9</b>	<b>19.6</b>	<b>768.8</b>	<b>760.8</b>
<b>Adjusted Income (Loss)</b>	<b>14.2</b>	<b>31.9</b>	<b>17.7</b>	<b>19.8</b>	<b>(8.7)</b>
<b>Adjusted Income (Loss) Excluding Depr &amp; Amort Exp</b>	<b>43.3</b>	<b>60.0</b>	<b>16.6</b>	<b>78.7</b>	<b>50.1</b>



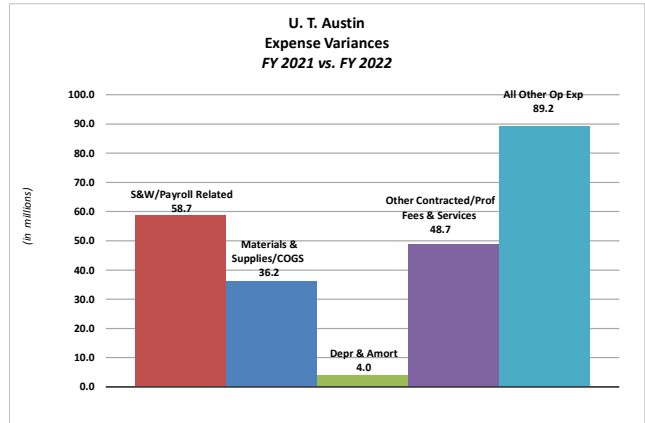
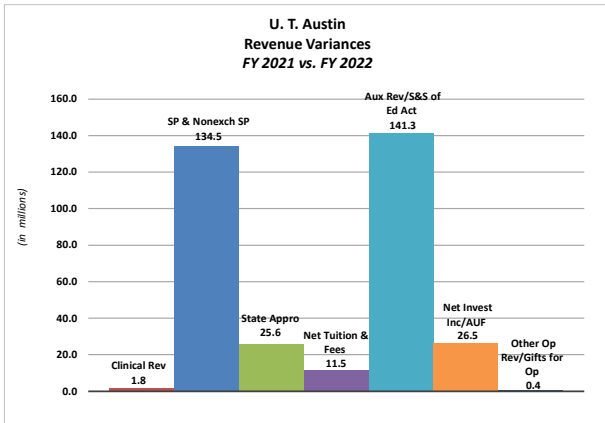


## Monthly Financial Report Comparison of Operating Results, Margin, Projected Year-End and Budget For the Period Ending February 28, 2022

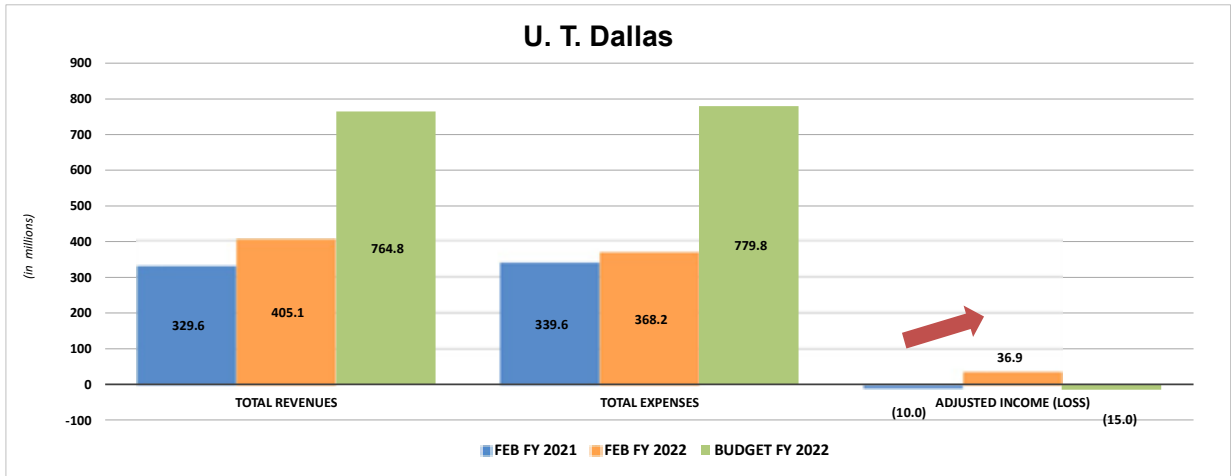


U. T. Austin reported year-to-date adjusted income of \$117.1 million, an increase in adjusted income of \$104.8 million (852%) from the prior year. The increase was primarily due to an increase in auxiliary enterprises and sales and services of educational activities revenues attributable to an increase in on-campus activities. The most current projection received from U. T. Austin reflects income of \$174.1 million for the year.

(in millions)	February YTD FY 2021	February YTD FY 2022	Variance	Annual Projected FY 2022	FY 2022 Budget
<b>Clinical Revenues</b>	\$ 4.7	6.5	1.8	14.7	
<b>Sponsored Programs/Nonexchange Sponsored Programs</b>	360.0	494.6	134.5	1,032.3	
<b>State Appropriations</b>	158.6	184.2	25.6	368.4	
<b>Net Tuition and Fees</b>	259.0	270.5	11.5	541.0	
<b>Auxiliary Revenues/Sales &amp; Services of Educational Activities</b>	299.4	440.8	141.3	579.7	
<b>Net Investment Income/Available University Fund (AUF)</b>	387.3	413.8	26.5	787.9	
<b>Other Operating Revenues/Gift Contributions for Operations</b>	96.3	96.7	0.4	232.0	
<b>Total Revenues</b>	<u>1,565.4</u>	<u>1,907.0</u>	<u>341.6</u>	<u>3,556.0</u>	<u>2,955.2</u>
<b>Salaries and Wages/Payroll Related Costs</b>	972.0	1,030.7	58.7	2,009.3	
<b>Materials and Supplies/Cost of Goods Sold</b>	61.1	97.4	36.2	158.3	
<b>Depreciation and Amortization</b>	182.3	186.3	4.0	372.6	
<b>Other Contracted Services/Professional Fees &amp; Services</b>	78.1	126.9	48.7	205.1	
<b>All Other Operating Expenses</b>	259.5	348.7	89.2	636.6	
<b>Total Expenses</b>	<u>\$ 1,553.0</u>	<u>1,789.9</u>	<u>236.8</u>	<u>3,381.9</u>	<u>3,137.5</u>
<b>Adjusted Income (Loss)</b>	12.3	117.1	104.8	174.1	(182.3)
<b>Adjusted Income (Loss) Excluding Depr &amp; Amort Exp</b>	194.6	303.3	108.8	546.7	198.4

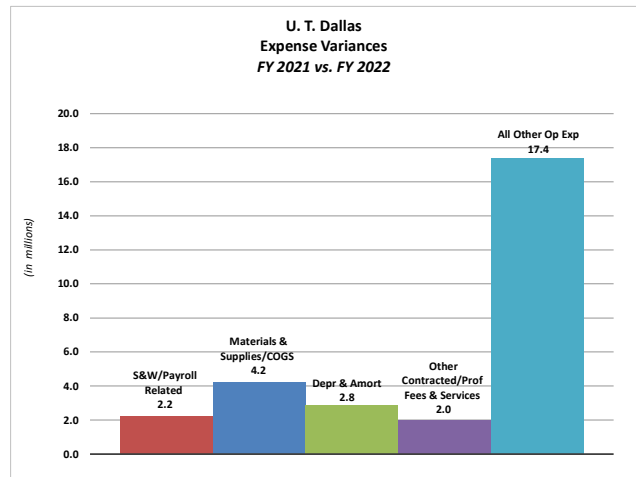
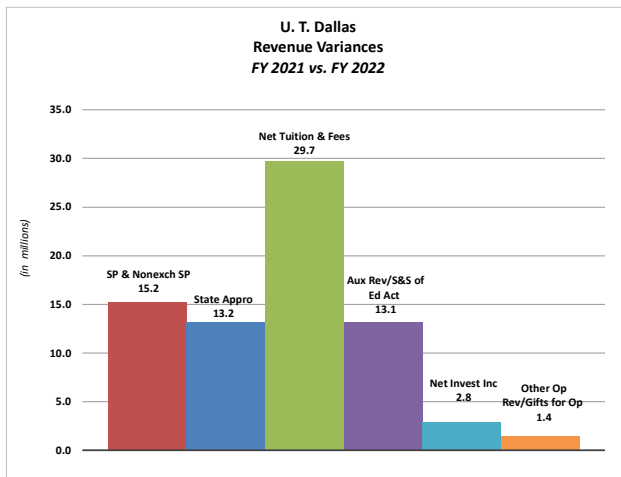


## Monthly Financial Report Comparison of Operating Results, Margin, Projected Year-End and Budget For the Period Ending February 28, 2022

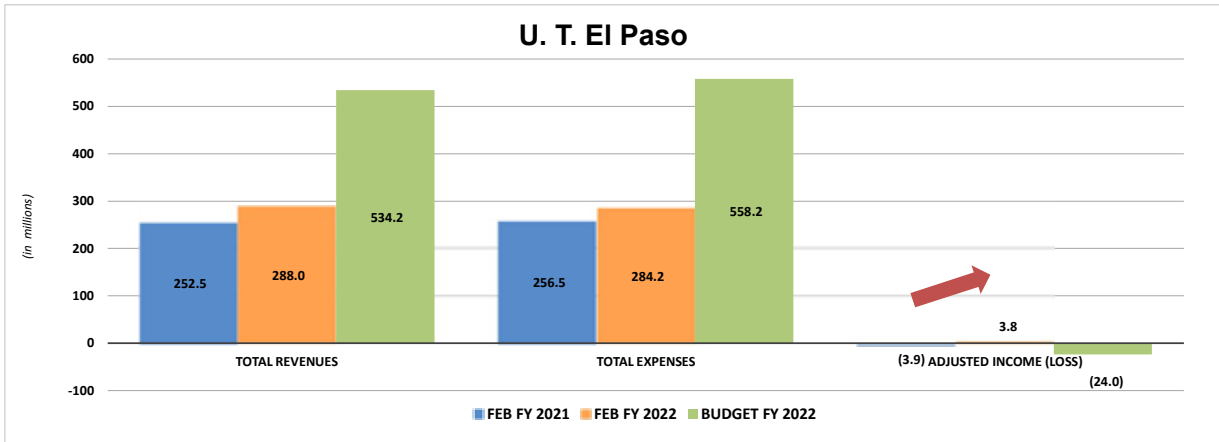


U. T. Dallas reported year-to-date adjusted income of \$36.9 million, an increase of \$46.9 million (470%) from the prior year. The increase was primarily attributable to the following: an increase in net student tuition and fees due to increased enrollment; and an increase in auxiliary enterprises and sales and services of educational activities revenues primarily attributable to an increase in on-campus activities. The most current projection received from U. T. Dallas reflects income of \$73.8 million for the year.

(in millions)	February YTD FY 2021	February YTD FY 2022	Variance	Annual Projected FY 2022	FY 2022 Budget
Sponsored Programs/Nonexchange Sponsored Programs	\$ 70.7	85.9	15.2	171.8	
State Appropriations	55.8	69.0	13.2	137.9	
Net Tuition and Fees	147.0	176.7	29.7	353.4	
Auxiliary Revenues/Sales & Services of Educational Activities	28.7	41.8	13.1	83.7	
Net Investment Income	18.4	21.2	2.8	42.4	
Other Operating Revenues/Gift Contributions for Operations	9.1	10.5	1.4	21.0	
<b>Total Revenues</b>	<b>329.6</b>	<b>405.1</b>	<b>75.5</b>	<b>810.3</b>	<b>764.8</b>
Salaries and Wages/Payroll Related Costs	202.7	204.8	2.2	409.7	
Materials and Supplies/Cost of Goods Sold	13.8	18.0	4.2	36.1	
Depreciation and Amortization	43.4	46.3	2.8	92.5	
Other Contracted Services/Professional Fees & Services	16.4	18.4	2.0	36.8	
All Other Operating Expenses	63.3	80.6	17.4	161.3	
<b>Total Expenses</b>	<b>\$ 339.6</b>	<b>368.2</b>	<b>28.6</b>	<b>736.4</b>	<b>779.8</b>
<b>Adjusted Income (Loss)</b>	<b>(10.0)</b>	<b>36.9</b>	<b>46.9</b>	<b>73.8</b>	<b>(15.0)</b>
<b>Adjusted Income (Loss) Excluding Depr &amp; Amort Exp</b>	<b>33.4</b>	<b>83.2</b>	<b>49.7</b>	<b>166.4</b>	<b>76.8</b>

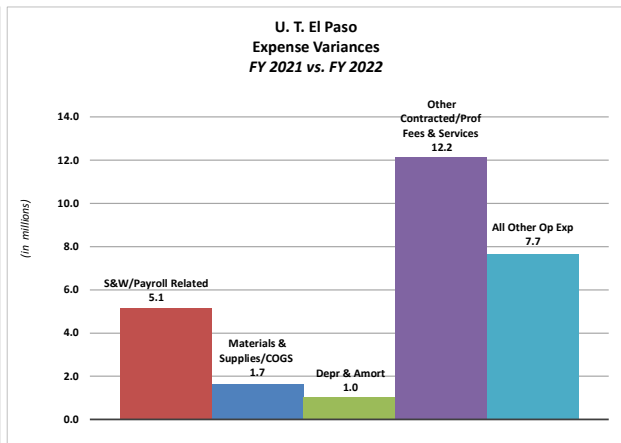
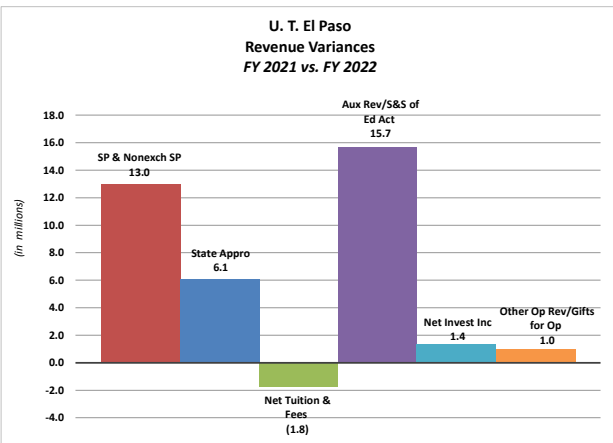


## Monthly Financial Report Comparison of Operating Results, Margin, Projected Year-End and Budget For the Period Ending February 28, 2022

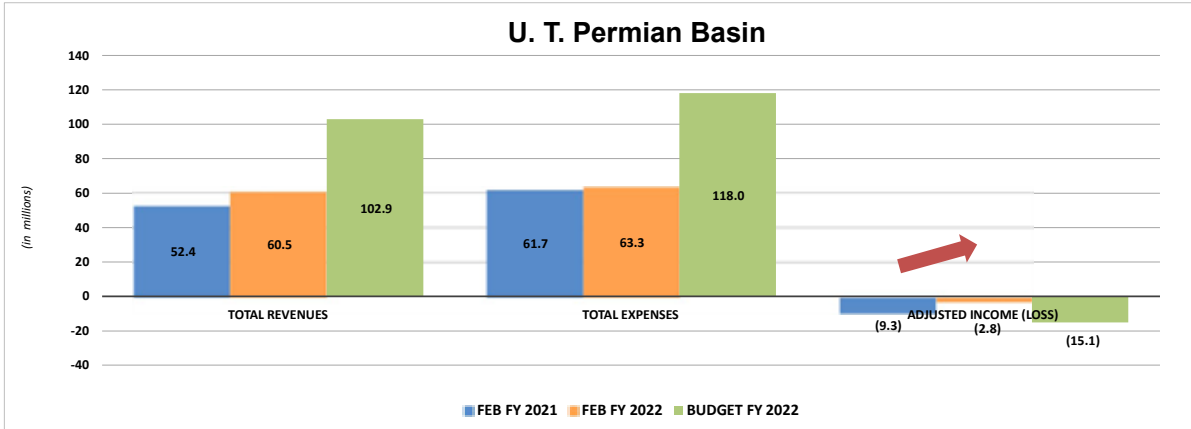


U. T. El Paso reported year-to-date adjusted income of \$3.8 million, an increase of \$7.7 million (196%) from the prior year. The increase was primarily due to an increase in auxiliary enterprises revenues as a result of an increase in on-campus activities. The most current projection received from U. T. El Paso reflects a loss of \$1.0 million for the year.

(in millions)	February YTD FY 2021	February YTD FY 2022	Variance	Annual Projected FY 2022	FY 2022 Budget
Sponsored Programs/Nonexchange Sponsored Programs	\$ 102.3	115.3	13.0	203.7	
State Appropriations	49.7	55.8	6.1	106.9	
Net Tuition and Fees	78.6	76.8	(1.8)	146.9	
Auxiliary Revenues/Sales & Services of Educational Activities	8.9	24.6	15.7	41.6	
Net Investment Income	9.2	10.6	1.4	18.6	
Other Operating Revenues/Gift Contributions for Operations	3.9	4.9	1.0	8.4	
<b>Total Revenues</b>	<b>252.5</b>	<b>288.0</b>	<b>35.4</b>	<b>526.1</b>	<b>534.2</b>
Salaries and Wages/Payroll Related Costs	137.4	142.6	5.1	268.6	
Materials and Supplies/Cost of Goods Sold	11.6	13.2	1.7	22.8	
Depreciation and Amortization	16.2	17.3	1.0	34.5	
Other Contracted Services/Professional Fees & Services	8.4	20.6	12.2	28.3	
All Other Operating Expenses	82.8	90.5	7.7	172.8	
<b>Total Expenses</b>	<b>\$ 256.5</b>	<b>284.2</b>	<b>27.7</b>	<b>527.1</b>	<b>558.2</b>
<b>Adjusted Income (Loss)</b>	<b>(3.9)</b>	<b>3.8</b>	<b>7.7</b>	<b>(1.0)</b>	<b>(24.0)</b>
<b>Adjusted Income (Loss) Excluding Depr &amp; Amort Exp</b>	<b>12.3</b>	<b>21.1</b>	<b>8.8</b>	<b>33.5</b>	<b>10.8</b>

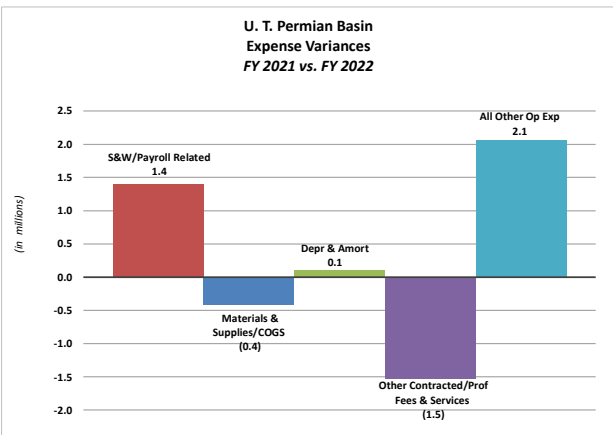
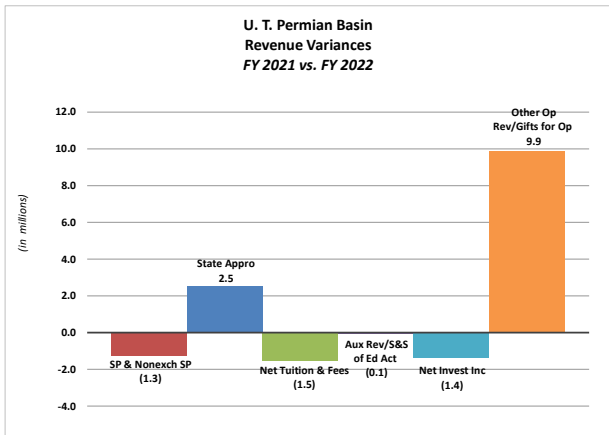


## Monthly Financial Report Comparison of Operating Results, Margin, Projected Year-End and Budget For the Period Ending February 28, 2022

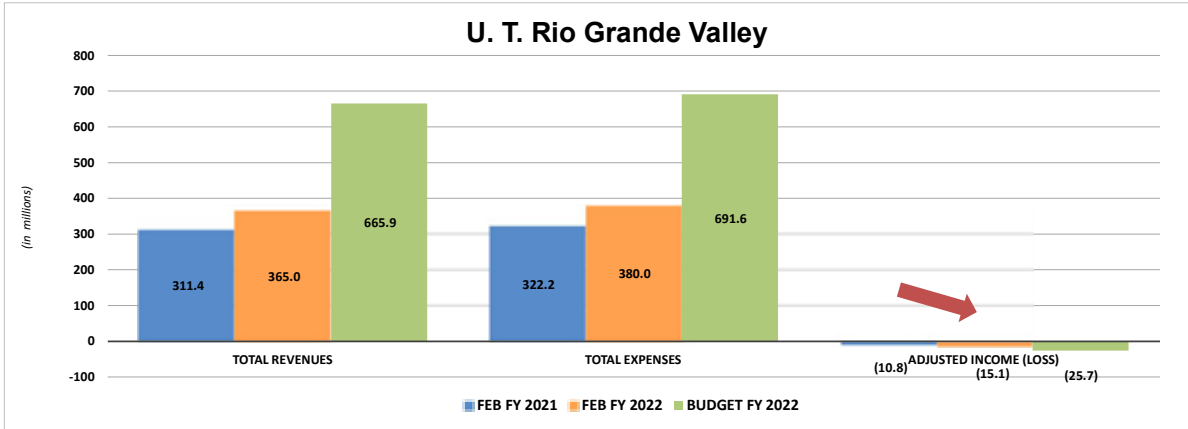


*U. T. Permian Basin* incurred a year-to-date adjusted loss of \$2.8 million, a decrease in adjusted loss of \$6.5 million (70%) from the prior year. The decrease was primarily attributable to an increase in gift contributions for operations due to a \$10.7 million gift received from Permian Strategic Partnership (PSP). The most current projection received from *U. T. Permian Basin* reflects a loss of \$12.8 million for the year.

(in millions)	February YTD FY 2021	February YTD FY 2022	Variance	Annual Projected FY 2022	FY 2022 Budget
Sponsored Programs/Nonexchange Sponsored Programs	\$ 15.9	14.6	(1.3)	27.8	
State Appropriations	10.0	12.5	2.5	25.0	
Net Tuition and Fees	17.9	16.4	(1.5)	32.8	
Auxiliary Revenues/Sales & Services of Educational Activities	3.4	3.4	(0.1)	7.8	
Net Investment Income	3.2	1.9	(1.4)	3.3	
Other Operating Revenues/Gift Contributions for Operations	1.9	11.8	9.9	13.1	
<b>Total Revenues</b>	<b>52.4</b>	<b>60.5</b>	<b>8.1</b>	<b>109.7</b>	<b>102.9</b>
Salaries and Wages/Payroll Related Costs	29.8	31.2	1.4	58.8	
Materials and Supplies/Cost of Goods Sold	3.3	2.9	(0.4)	7.3	
Depreciation and Amortization	10.4	10.5	0.1	20.8	
Other Contracted Services/Professional Fees & Services	7.1	5.5	(1.5)	9.6	
All Other Operating Expenses	11.2	13.3	2.1	26.0	
<b>Total Expenses</b>	<b>\$ 61.7</b>	<b>63.3</b>	<b>1.6</b>	<b>122.5</b>	<b>118.0</b>
<b>Adjusted Income (Loss)</b>	<b>(9.3)</b>	<b>(2.8)</b>	<b>6.5</b>	<b>(12.8)</b>	<b>(15.1)</b>
<b>Adjusted Income (Loss) Excluding Depr &amp; Amort Exp</b>	<b>1.0</b>	<b>7.7</b>	<b>6.6</b>	<b>8.0</b>	<b>5.7</b>

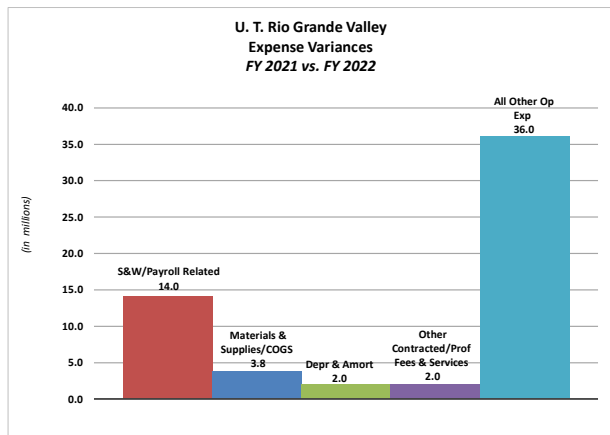
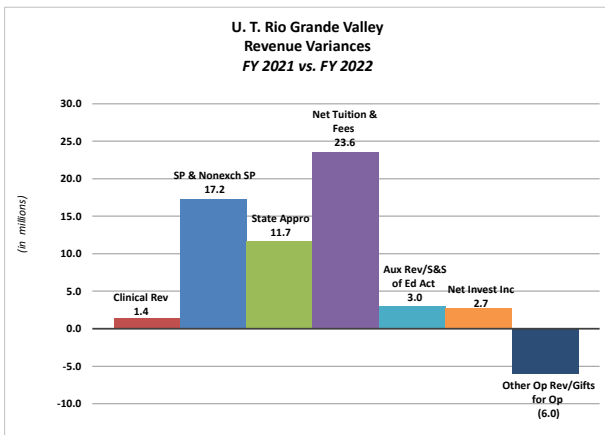


## Monthly Financial Report Comparison of Operating Results, Margin, Projected Year-End and Budget For the Period Ending February 28, 2022

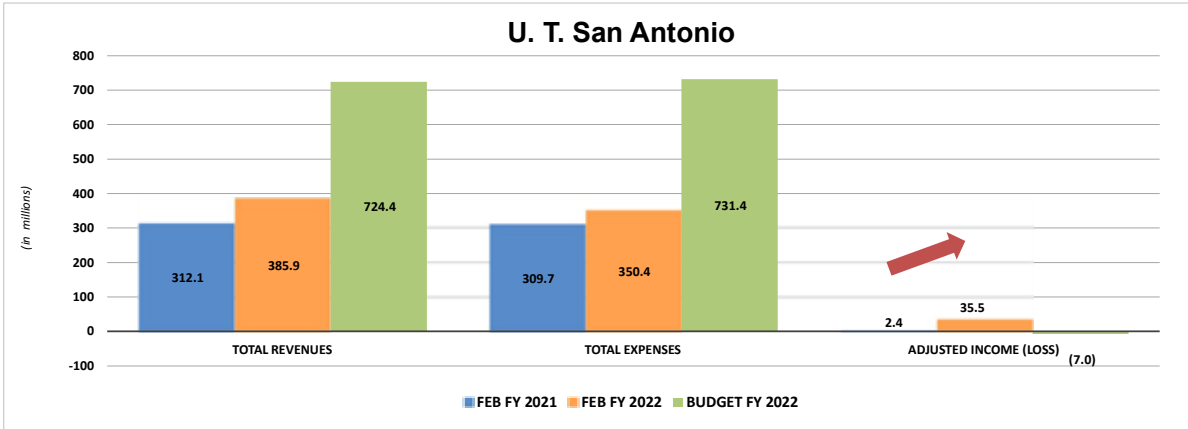


U. T. Rio Grande Valley incurred a year-to-date adjusted loss of \$15.1 million, an increase in adjusted loss of \$4.3 million (40%) from the prior year. The increase was primarily due to an increase in salaries and wages and payroll related costs as a result of increased staff and faculty positions. The most current projection received from U. T. Rio Grande Valley reflects a loss of \$12.9 million for the year.

(in millions)	February YTD FY 2021	February YTD FY 2022	Variance	Annual Projected FY 2022	FY 2022 Budget
Clinical Revenues	\$ 9.8	11.2	1.4	23.4	
Sponsored Programs/Nonexchange Sponsored Programs	150.7	168.0	17.2	310.2	
State Appropriations	76.8	88.5	11.7	162.0	
Net Tuition and Fees	50.3	73.9	23.6	147.8	
Auxiliary Revenues/Sales & Services of Educational Activities	5.7	8.7	3.0	17.1	
Net Investment Income	4.6	7.3	2.7	14.8	
Other Operating Revenues/Gift Contributions for Operations	13.4	7.4	(6.0)	22.9	
<b>Total Revenues</b>	<b>311.4</b>	<b>365.0</b>	<b>53.6</b>	<b>698.3</b>	<b>665.9</b>
Salaries and Wages/Payroll Related Costs	195.7	209.7	14.0	411.4	
Materials and Supplies/Cost of Goods Sold	12.0	15.8	3.8	38.2	
Depreciation and Amortization	26.0	28.0	2.0	58.3	
Other Contracted Services/Professional Fees & Services	8.9	10.9	2.0	25.9	
All Other Operating Expenses	79.6	115.7	36.0	177.4	
<b>Total Expenses</b>	<b>\$ 322.2</b>	<b>380.0</b>	<b>57.9</b>	<b>711.1</b>	<b>691.6</b>
<b>Adjusted Income (Loss)</b>	<b>(10.8)</b>	<b>(15.1)</b>	<b>(4.3)</b>	<b>(12.9)</b>	<b>(25.7)</b>
<b>Adjusted Income (Loss) Excluding Depr &amp; Amort Exp</b>	<b>15.2</b>	<b>12.9</b>	<b>(2.3)</b>	<b>45.4</b>	<b>33.6</b>

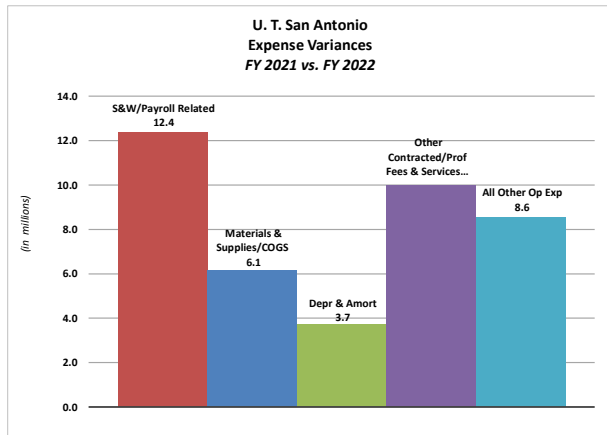
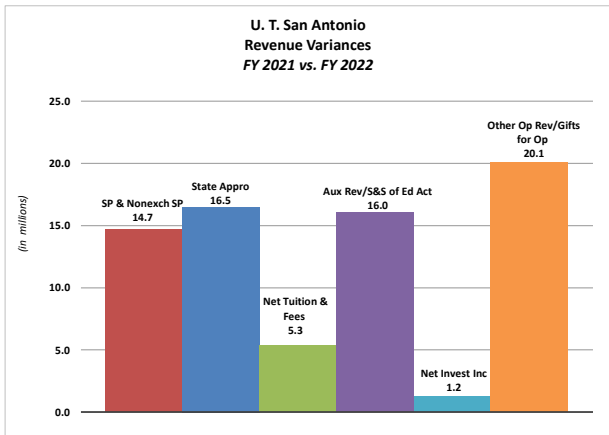


## Monthly Financial Report Comparison of Operating Results, Margin, Projected Year-End and Budget For the Period Ending February 28, 2022

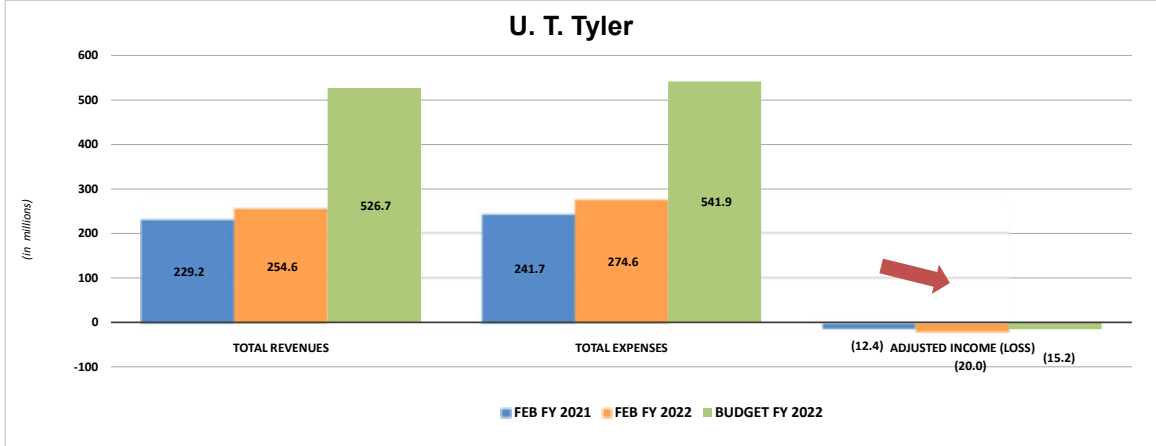


U. T. San Antonio reported year-to-date adjusted income of \$35.5 million, an increase in adjusted income of \$33.1 million (1,366%) from the prior year. The increase was primarily attributable to the following: an increase in gift contributions for operations due to increased fundraising activity; and an increase in auxiliary enterprises revenues as a result of an increase in on-campus activities. The most current projection received from U. T. San Antonio reflects income of \$72.2 million for the year.

(in millions)	February YTD FY 2021	February YTD FY 2022	Variance	Annual Projected FY 2022	FY 2022 Budget
Sponsored Programs/Nonexchange Sponsored Programs	\$ 99.2	113.9	14.7	227.7	
State Appropriations	59.7	76.2	16.5	152.4	
Net Tuition and Fees	124.0	129.4	5.3	258.8	
Auxiliary Revenues/Sales & Services of Educational Activities	15.0	31.0	16.0	61.9	
Net Investment Income	10.7	11.9	1.2	24.5	
Other Operating Revenues/Gift Contributions for Operations	3.5	23.6	20.1	47.8	
<b>Total Revenues</b>	<b>312.1</b>	<b>385.9</b>	<b>73.8</b>	<b>773.2</b>	<b>724.4</b>
Salaries and Wages/Payroll Related Costs	175.4	187.8	12.4	375.6	
Materials and Supplies/Cost of Goods Sold	13.5	19.6	6.1	38.5	
Depreciation and Amortization	28.9	32.6	3.7	65.2	
Other Contracted Services/Professional Fees & Services	12.4	22.4	10.0	44.7	
All Other Operating Expenses	79.4	88.0	8.6	176.9	
<b>Total Expenses</b>	<b>\$ 309.7</b>	<b>350.4</b>	<b>40.7</b>	<b>701.0</b>	<b>731.4</b>
<b>Adjusted Income (Loss)</b>	<b>2.4</b>	<b>35.5</b>	<b>33.1</b>	<b>72.2</b>	<b>(7.0)</b>
<b>Adjusted Income (Loss) Excluding Depr &amp; Amort Exp</b>	<b>31.3</b>	<b>68.1</b>	<b>36.8</b>	<b>137.4</b>	<b>53.3</b>

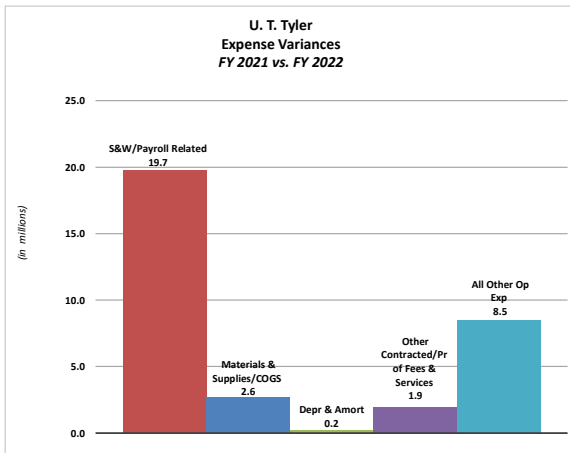
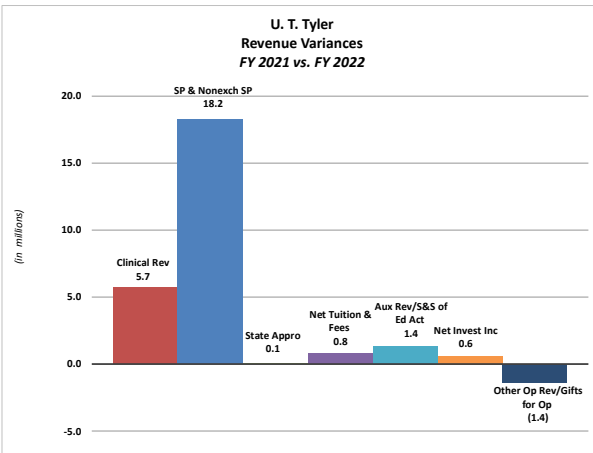


**Monthly Financial Report**  
**Comparison of Operating Results, Margin, Projected Year-End and Budget**  
**For the Period Ending February 28, 2022**



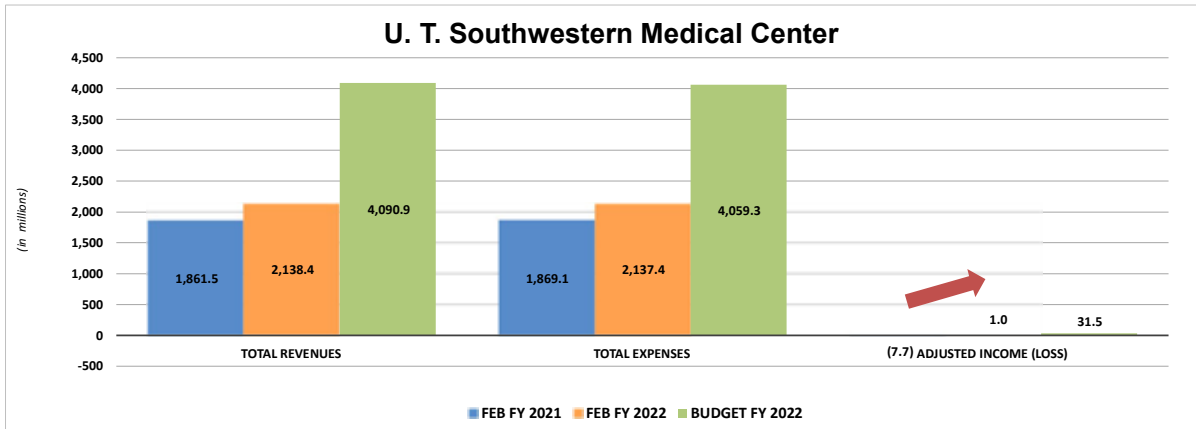
U. T. Tyler incurred a year-to-date adjusted loss of \$20.0 million, an increase in adjusted loss of \$7.6 million (61%) from the prior year. The increase was primarily due to an increase in salaries and wages and payroll related costs attributable to increases in faculty and staff positions as a result of growth in the physician management services agreement with UT Health East Texas (UTHET). The most current projection received from U. T. Tyler reflects a loss of \$15.1 million for the year.

(in millions)	February YTD FY 2021	February YTD FY 2022	Variance	Annual Projected FY 2022	FY 2022 Budget
Clinical Revenues	\$ 76.7	82.4	5.7	167.2	
Sponsored Programs/Nonexchange Sponsored Programs	41.8	60.0	18.2	127.7	
State Appropriations	43.0	43.1	0.1	86.2	
Net Tuition and Fees	30.1	30.9	0.8	60.7	
Auxiliary Revenues/Sales & Services of Educational Activities	17.4	18.8	1.4	29.1	
Net Investment Income	5.2	5.8	0.6	11.5	
Other Operating Revenues/Gift Contributions for Operations	15.1	13.6 *	(1.4)	36.8 *	
<b>Total Revenues</b>	<b>229.2</b>	<b>254.6</b>	<b>25.4</b>	<b>519.2</b>	<b>526.7</b>
Salaries and Wages/Payroll Related Costs	144.4	164.1	19.7	320.3	
Materials and Supplies/Cost of Goods Sold	36.1	38.7	2.6	76.2	
Depreciation and Amortization	17.3	17.5	0.2	34.9	
Other Contracted Services/Professional Fees & Services	23.3	25.2	1.9	47.7	
All Other Operating Expenses	20.6	29.1	8.5	55.2	
<b>Total Expenses</b>	<b>\$ 241.7</b>	<b>274.6</b>	<b>32.9</b>	<b>534.3</b>	<b>541.9</b>
<b>Adjusted Income (Loss)</b>	<b>(12.4)</b>	<b>(20.0)</b>	<b>(7.6)</b>	<b>(15.1)</b>	<b>(15.2)</b>
<b>Adjusted Income (Loss) Excluding Depr &amp; Amort Exp</b>	<b>4.9</b>	<b>(2.5)</b>	<b>(7.4)</b>	<b>19.8</b>	<b>22.3</b>



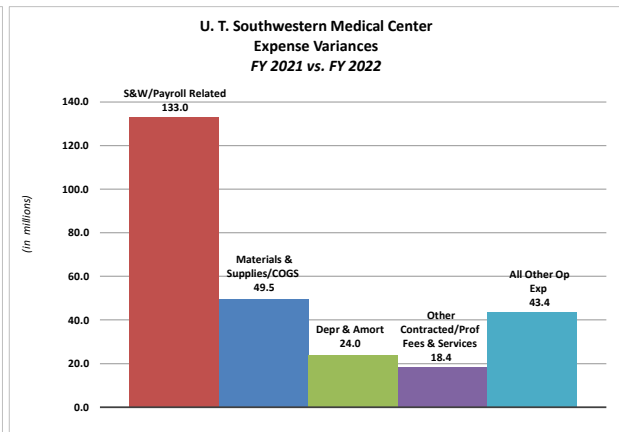
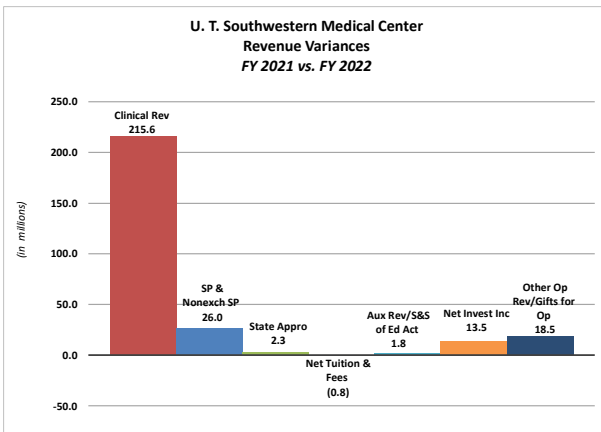
\*Other Operating Income includes 30% of UTHET's net adjusted loss which was \$2.8 million through February. The projected loss of \$15.1 million includes \$3.2 million of UTHET's net adjusted income for the year.

## Monthly Financial Report Comparison of Operating Results, Margin, Projected Year-End and Budget For the Period Ending February 28, 2022



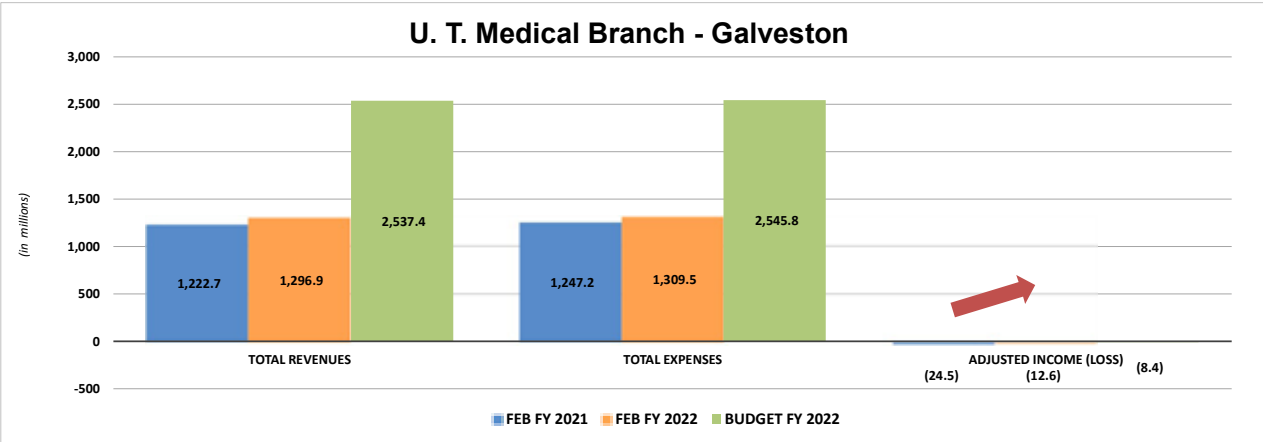
U. T. Southwestern Medical Center reported year-to-date adjusted income of \$1.0 million, an increase of \$8.6 million (113%) from the prior year. The increase was primarily due to an increase in clinical revenues as a result of increased inpatient and outpatient visits, as well as increased surgical volumes and admissions. The most current projection received from U. T. Southwestern Medical Center reflects income of \$2.4 million for the year.

(in millions)	February YTD FY 2021	February YTD FY 2022	Variance	Annual Projected FY 2022	FY 2022 Budget
Clinical Revenues	\$ 1,187.5	1,403.1	215.6	2,820.3	
Sponsored Programs/Nonexchange Sponsored Programs	373.5	399.5	26.0	814.8	
State Appropriations	90.4	92.7	2.3	188.3	
Net Tuition and Fees	13.1	12.3	(0.8)	26.0	
Auxiliary Revenues/Sales & Services of Educational Activities	17.1	18.9	1.8	38.4	
Net Investment Income	76.1	89.6	13.5	169.2	
Other Operating Revenues/Gift Contributions for Operations	103.8	122.3	18.5	228.9	
<b>Total Revenues</b>	<b>1,861.5</b>	<b>2,138.4</b>	<b>276.9</b>	<b>4,286.0</b>	<b>4,090.9</b>
Salaries and Wages/Payroll Related Costs	1,192.8	1,325.8	133.0	2,724.5	
Materials and Supplies/Cost of Goods Sold	362.1	411.6	49.5	826.7	
Depreciation and Amortization	100.1	124.1	24.0	244.0	
Other Contracted Services/Professional Fees & Services	104.9	123.3	18.4	194.2	
All Other Operating Expenses	109.2	152.7	43.4	294.1	
<b>Total Expenses</b>	<b>\$ 1,869.1</b>	<b>2,137.4</b>	<b>268.3</b>	<b>4,283.6</b>	<b>4,059.3</b>
<b>Adjusted Income (Loss)</b>	<b>(7.7)</b>	<b>1.0</b>	<b>8.6</b>	<b>2.4</b>	<b>31.5</b>
<b>Adjusted Income (Loss) Excluding Depr &amp; Amort Exp</b>	<b>92.5</b>	<b>125.1</b>	<b>32.6</b>	<b>246.5</b>	<b>279.0</b>



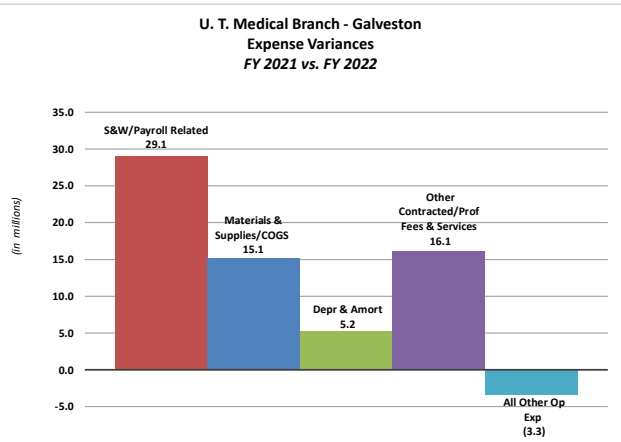
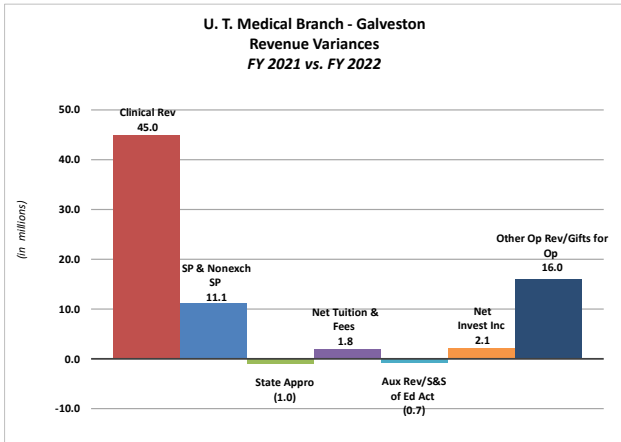


**Monthly Financial Report**  
**Comparison of Operating Results, Margin, Projected Year-End and Budget**  
**For the Period Ending February 28, 2022**

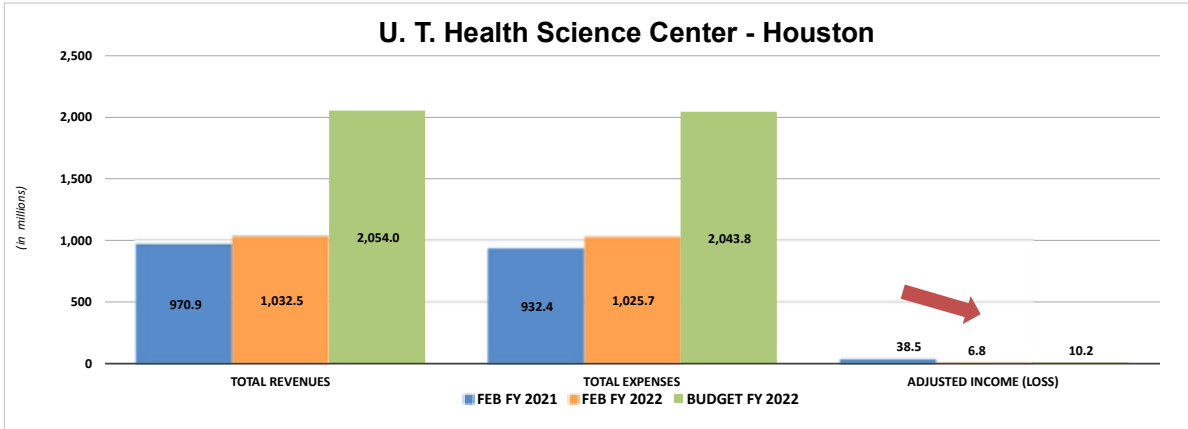


*U. T. Medical Branch - Galveston* incurred a year-to-date adjusted loss of \$12.6 million, a decrease in adjusted loss of \$11.9 million (49%) from the prior year. The decrease was primarily attributable to an increase in clinical revenues due to an increase in patient volume and a favorable rate/case mix. The most current projection received from *U. T. Medical Branch - Galveston* reflects a loss of \$23.4 million for the year as a result of the unanticipated Centers for Medicare and Medicaid Services denial of Texas' proposed state directed payments for Comprehensive Hospital Increase Reimbursement Program (CHIRP) and Texas Incentives for Physicians and Professional Services (TIPPS).

(in millions)	February YTD FY 2021	February YTD FY 2022	Variance	Annual Projected FY 2022	FY 2022 Budget
Clinical Revenues	\$ 830.5	875.5	45.0	1,785.6	
Sponsored Programs/Nonexchange Sponsored Programs	109.0	120.1	11.1	219.8	
State Appropriations	180.5	179.5	(1.0)	358.8	
Net Tuition and Fees	25.0	26.8	1.8	52.0	
Auxiliary Revenues/Sales & Services of Educational Activities	13.4	12.7	(0.7)	30.8	
Net Investment Income	33.4	35.5	2.1	65.4	
Other Operating Revenues/Gift Contributions for Operations	30.9	46.9	16.0	114.9	
<b>Total Revenues</b>	<b>1,222.7</b>	<b>1,296.9</b>	<b>74.2</b>	<b>2,627.3</b>	<b>2,537.4</b>
Salaries and Wages/Payroll Related Costs	751.0	780.0	29.1	1,579.2	
Materials and Supplies/Cost of Goods Sold	174.3	189.4	15.1	369.7	
Depreciation and Amortization	100.1	105.3	5.2	216.8	
Other Contracted Services/Professional Fees & Services	102.4	118.6	16.1	237.1	
All Other Operating Expenses	119.4	116.1	(3.3)	247.9	
<b>Total Expenses</b>	<b>\$ 1,247.2</b>	<b>1,309.5</b>	<b>62.2</b>	<b>2,650.7</b>	<b>2,545.8</b>
<b>Adjusted Income (Loss)</b>	<b>(24.5)</b>	<b>(12.6)</b>	<b>11.9</b>	<b>(23.4)</b>	<b>(8.4)</b>
<b>Adjusted Income (Loss) Excluding Depr &amp; Amort Exp</b>	<b>75.6</b>	<b>92.8</b>	<b>17.2</b>	<b>193.4</b>	<b>207.9</b>

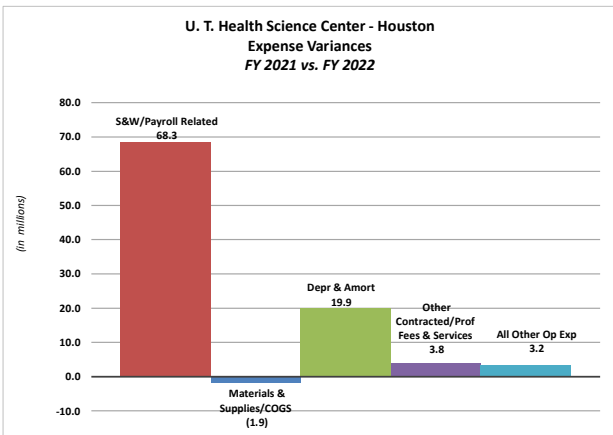
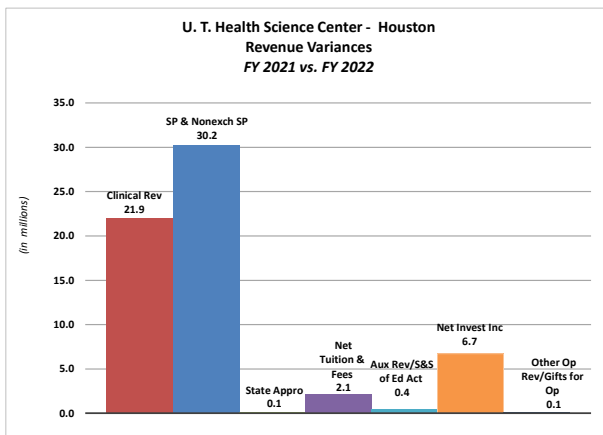


## Monthly Financial Report Comparison of Operating Results, Margin, Projected Year-End and Budget For the Period Ending February 28, 2022

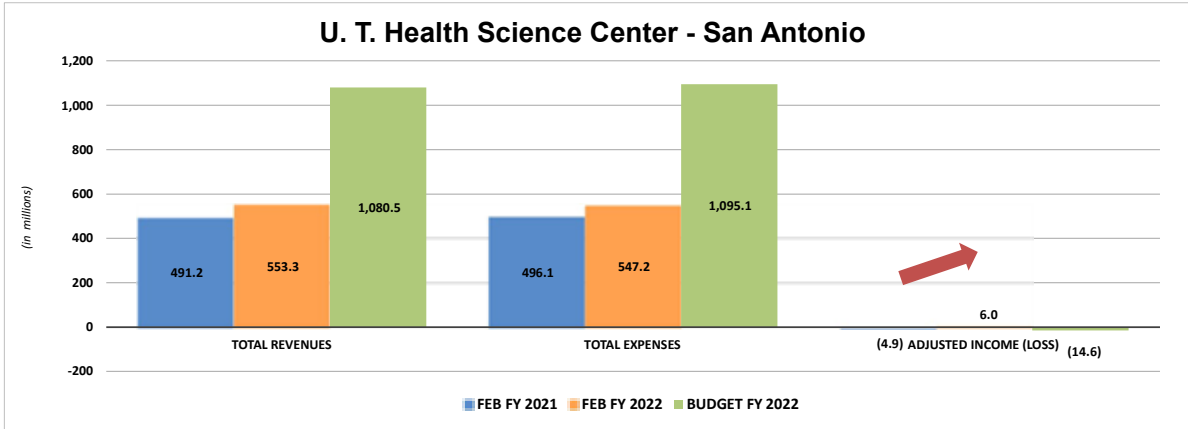


U. T. Health Science Center - Houston reported year-to-date adjusted income of \$6.8 million, a decrease in adjusted income of \$31.7 million (82%) from the prior year. The decrease was primarily due to an increase in salaries and wages and payroll related costs attributable to increases in staff and faculty positions, as well as clinical staff market adjustments. The most current projection received from U. T. Health Science Center - Houston reflects income of \$15.0 million for the year.

(in millions)	February YTD FY 2021	February YTD FY 2022	Variance	Annual Projected FY 2022	FY 2022 Budget
Clinical Revenues	\$ 249.2	271.1	21.9	548.2	
Sponsored Programs/Nonexchange Sponsored Programs	478.2	508.4	30.2	1,016.0	
State Appropriations	107.7	107.8	0.1	217.4	
Net Tuition and Fees	36.0	38.1	2.1	76.2	
Auxiliary Revenues/Sales & Services of Educational Activities	34.9	35.3	0.4	76.1	
Net Investment Income	37.3	44.1	6.7	85.1	
Other Operating Revenues/Gift Contributions for Operations	27.6	27.7	0.1	74.3	
<b>Total Revenues</b>	<b>970.9</b>	<b>1,032.5</b>	<b>61.6</b>	<b>2,093.3</b>	<b>2,054.0</b>
Salaries and Wages/Payroll Related Costs	721.3	789.6	68.3	1,584.1	
Materials and Supplies/Cost of Goods Sold	52.4	50.5	(1.9)	111.5	
Depreciation and Amortization	34.3	54.2	19.9	108.4	
Other Contracted Services/Professional Fees & Services	54.7	58.5	3.8	128.6	
All Other Operating Expenses	69.7	72.9	3.2	145.8	
<b>Total Expenses</b>	<b>\$ 932.4</b>	<b>1,025.7</b>	<b>93.3</b>	<b>2,078.3</b>	<b>2,043.8</b>
<b>Adjusted Income (Loss)</b>	<b>38.5</b>	<b>6.8</b>	<b>(31.7)</b>	<b>15.0</b>	<b>10.2</b>
<b>Adjusted Income (Loss) Excluding Depr &amp; Amort Exp</b>	<b>72.8</b>	<b>61.0</b>	<b>(11.8)</b>	<b>123.4</b>	<b>89.4</b>

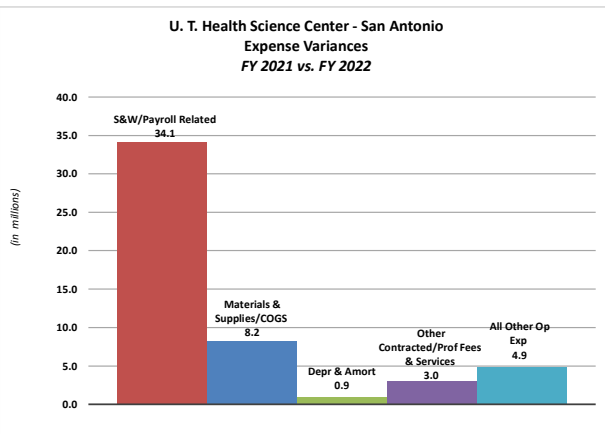
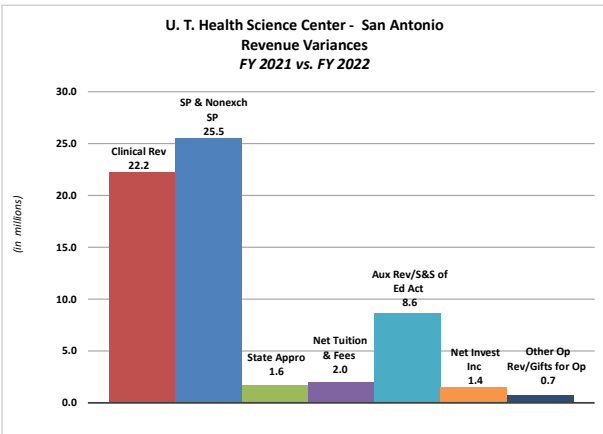


## Monthly Financial Report Comparison of Operating Results, Margin, Projected Year-End and Budget For the Period Ending February 28, 2022

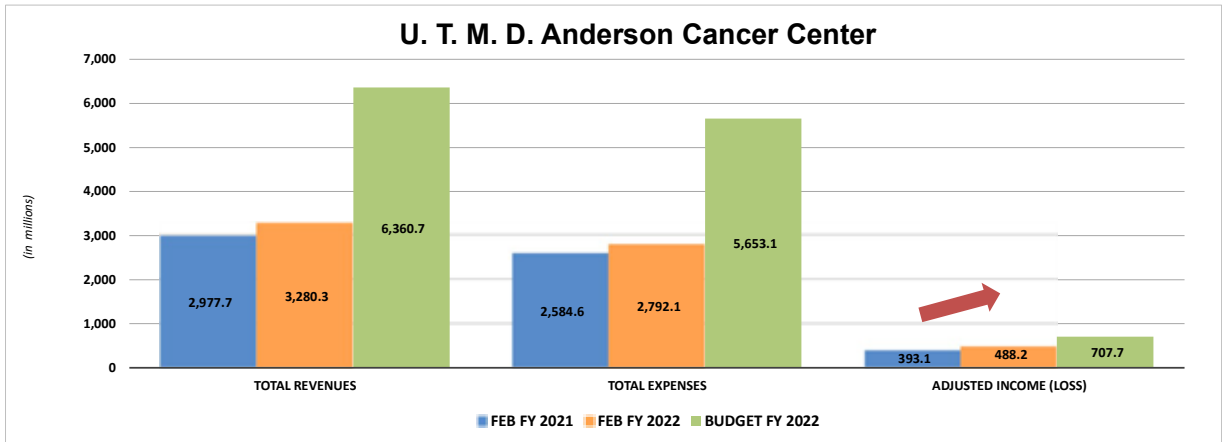


U. T. Health Science Center - San Antonio reported year-to-date adjusted income of \$6.0 million, an increase of \$10.9 million (223%) from the prior year. The increase was primarily attributable to the following: an increase in clinical revenues as a result of increased volume and clinical productivity at all UT Health Physicians sites; and an increase in sales and services of educational activities due to an increase in pediatric hematology-oncology revenue, as well as revenues received from the San Antonio Breast Cancer Symposium. The most current projection received from U. T. Health Science Center – San Antonio reflects a loss of \$7.6 million for the year, which represents a \$7.0 million improvement over the planned \$14.6 million operating deficit.

(in millions)	February YTD FY 2021	February YTD FY 2022	Variance	Annual Projected FY 2022	FY 2022 Budget
Clinical Revenues	\$ 135.8	158.0	22.2	320.4	
Sponsored Programs/Nonexchange Sponsored Programs	192.5	218.0	25.5	440.0	
State Appropriations	84.8	86.4	1.6	172.9	
Net Tuition and Fees	25.0	27.0	2.0	54.0	
Auxiliary Revenues/Sales & Services of Educational Activities	14.6	23.2	8.6	38.0	
Net Investment Income	28.1	29.6	1.4	50.0	
Other Operating Revenues/Gift Contributions for Operations	10.4	11.1	0.7	38.8	
<b>Total Revenues</b>	<b>491.2</b>	<b>553.3</b>	<b>62.1</b>	<b>1,114.1</b>	<b>1,080.5</b>
Salaries and Wages/Payroll Related Costs	334.3	368.4	34.1	761.1	
Materials and Supplies/Cost of Goods Sold	52.3	60.5	8.2	126.2	
Depreciation and Amortization	33.8	34.7	0.9	70.9	
Other Contracted Services/Professional Fees & Services	33.3	36.3	3.0	66.4	
All Other Operating Expenses	42.5	47.4	4.9	97.0	
<b>Total Expenses</b>	<b>\$ 496.1</b>	<b>547.2</b>	<b>51.2</b>	<b>1,121.7</b>	<b>1,095.1</b>
<b>Adjusted Income (Loss)</b>	<b>(4.9)</b>	<b>6.0</b>	<b>10.9</b>	<b>(7.6)</b>	<b>(14.6)</b>
<b>Adjusted Income (Loss) Excluding Depr &amp; Amort Exp</b>	<b>28.9</b>	<b>40.7</b>	<b>11.9</b>	<b>63.3</b>	<b>56.3</b>

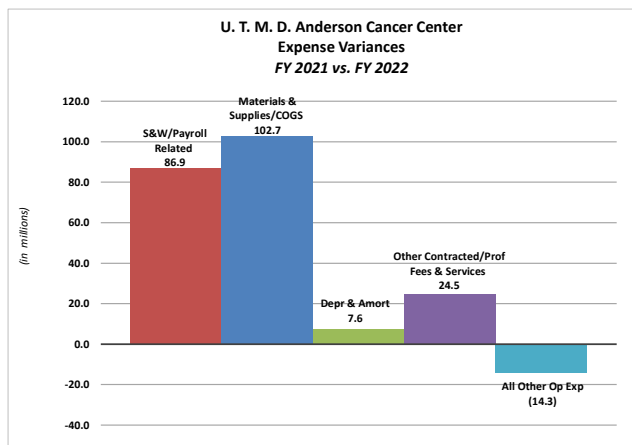
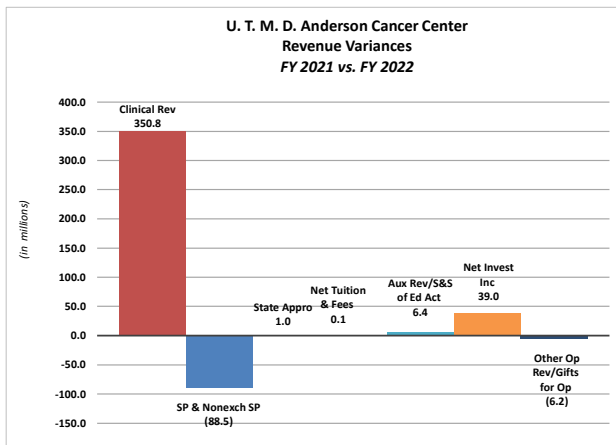


## Monthly Financial Report Comparison of Operating Results, Margin, Projected Year-End and Budget For the Period Ending February 28, 2022



U. T. M. D. Anderson Cancer Center reported year-to-date adjusted income of \$488.2 million, an increase in adjusted income of \$95.0 million (24%) from the prior year. The increase was primarily due to an increase in clinical revenues attributable to increased volume and clinical productivity. The most current projection received from U. T. M. D. Anderson Cancer Center reflects income of \$896.2 million for the year.

(in millions)	February YTD FY 2021	February YTD FY 2022	Variance	Annual Projected FY 2022	FY 2022 Budget
Clinical Revenues	\$ 2,223.5	2,574.3	350.8	5,247.5	
Sponsored Programs/Nonexchange Sponsored Programs	352.5	264.0	(88.5)	549.6	
State Appropriations	103.7	104.7	1.0	210.0	
Net Tuition and Fees	1.4	1.4	0.1	1.9	
Auxiliary Revenues/Sales & Services of Educational Activities	11.1	17.5	6.4	34.8	
Net Investment Income	150.7	189.7	39.0	391.9	
Other Operating Revenues/Gift Contributions for Operations	134.8	128.6	(6.2)	247.7	
<b>Total Revenues</b>	<b>2,977.7</b>	<b>3,280.3</b>	<b>302.6</b>	<b>6,683.4</b>	<b>6,360.7</b>
Salaries and Wages/Payroll Related Costs	1,485.2	1,572.1	86.9	3,313.7	
Materials and Supplies/Cost of Goods Sold	574.7	677.4	102.7	1,254.9	
Depreciation and Amortization	186.4	194.0	7.6	400.5	
Other Contracted Services/Professional Fees & Services	181.8	206.3	24.5	507.6	
All Other Operating Expenses	156.5	142.3	(14.3)	310.5	
<b>Total Expenses</b>	<b>\$ 2,584.6</b>	<b>2,792.1</b>	<b>207.5</b>	<b>5,787.2</b>	<b>5,653.1</b>
<b>Adjusted Income (Loss)</b>	<b>393.1</b>	<b>488.2</b>	<b>95.0</b>	<b>896.2</b>	<b>707.7</b>
<b>Adjusted Income (Loss) Excluding Depr &amp; Amort Exp</b>	<b>579.5</b>	<b>682.1</b>	<b>102.6</b>	<b>1,296.7</b>	<b>1,112.5</b>



**3. U. T. System Board of Regents: Approval of annual distributions from the Permanent University Fund, the Permanent Health Fund, the Long Term Fund, and the Intermediate Term Fund**

RECOMMENDATION

The Chancellor concurs with the Executive Vice Chancellor for Business Affairs in the recommendation that

- a. the Fiscal Year 2023 distribution from the Permanent University Fund (PUF) to the Available University Fund (AUF) be increased from \$1,161,760,000 to \$1,231,115,000 effective September 1, 2022;
- b. the distribution rate for the Permanent Health Fund (PHF) be increased from \$0.0667 per unit to \$0.0689 per unit for Fiscal Year 2023 (effective with November 30, 2022 distribution);
- c. the distribution rate for the U. T. System Long Term Fund (LTF) be increased from \$0.3642 per unit to \$0.3763 per unit for Fiscal Year 2023 (effective with November 30, 2022 distribution); and
- d. the distribution rate for the U. T. System Intermediate Term Fund (ITF) remain at 3.0% per annum (paid monthly) for Fiscal Year 2023.

BACKGROUND INFORMATION

Article VII, Section 18 of the Texas Constitution requires that the amount of distributions to the AUF be determined by the Board of Regents in a manner intended to provide the AUF with a stable and predictable stream of annual distributions and to maintain over time the purchasing power of PUF investments and annual distributions to the AUF. The recommendation will increase PUF distributions by the average rate of inflation for the trailing 12 quarters plus 2.65%.

The Constitution further limits the Board of Regents' discretion to set annual PUF distributions to the satisfaction of three tests:

- 1. The amount of PUF distributions to the AUF in a fiscal year must be not less than the amount needed to pay the principal and interest due and owing in that fiscal year on PUF bonds and notes. The proposed distribution of \$1,231,115,000 is substantially greater than PUF bond debt service of \$498,693,000 projected for Fiscal Year 2023.

<u>System</u>	<u>Debt Service</u>
U. T.	\$ 299,493,000
TAMU	199,200,000
Total:	\$ 498,693,000

Sources: U. T. System Office of Finance  
 Texas A&M University System Office of  
 Treasury Services

2. The Board of Regents may not increase annual PUF distributions to the AUF (except as necessary to pay PUF debt service) if the purchasing power of PUF investments for any rolling 10-year period has not been preserved. As the schedule below indicates, the average annual increase in the rate of growth of the value of PUF investments (net of expenses, inflation, and distributions) for the trailing 10-year period ended February 28, 2022, was 7.07%, which indicates that the purchasing power test was met.

<b>Average Annual</b>	<b>Percent</b>
Rate of Total Return, Net of Investment Manager Fees	9.43%
Mineral Interest Receipts	4.70%
Expense Rate	(0.20%) <sup>(1)</sup>
Inflation Rate	(2.23%)
Distribution Rate	(4.63%)
Net Real Return	<u>7.07%</u>

(1) The expense rate as shown is a 10-year annualized average and includes PUF Land Expenses and PUF investment management costs other than investment manager fees. Investment management fees are a reduction to the Rate of Total Return.

3. The annual distribution from the PUF to the AUF during any fiscal year made by the Board of Regents may not exceed an amount equal to 7% of the average net fair market value of PUF investment assets as determined by the Board of Regents (except as necessary to pay PUF bond debt service). The annual distribution rate calculated using the trailing 20-quarter average value of the PUF is within the 7% maximum allowable distribution rate.

<b>Value of PUF Investments <sup>(1)</sup></b>	<b>Proposed Distribution</b>	<b>Proposed Distribution as a % of Value of PUF Investments</b>	<b>Maximum Allowed Rate</b>
\$24,491,433,027	\$ 1,231,115,000	5.03%	7.00%

(1) Source: UTIMCO

The spending policy objectives of the PHF and LTF are to:

- a. provide a predictable stable stream of distributions over time;
- b. ensure that the inflation-adjusted value of the distributions is maintained over the long term; and
- c. ensure that the inflation-adjusted value of the assets of the PHF and the LTF, as appropriate after distributions, is maintained over the long term.

The increase in the consumer price index for the prior three years as of November 30, 2021, was 3.32%. The recommended 3.32% increase in the PHF distribution rate of \$0.0667 to \$0.0689 per unit will increase the distributions by the average rate of inflation for the trailing 12 quarters. The PHF's distribution rate calculated using the prior 12-quarter average value of the PHF is 4.26%.

On November 14, 2019, the Board of Regents authorized a maximum 0.80% allocation (80 basis points) from the market value of the LTF to provide additional funding for development operations at U. T. institutions to substantially increase philanthropic revenue. The proposed LTF distribution rate of \$0.3763 per unit or 4.45% of the market value of the LTF plus the 0.80% development allocation will result in a total LTF spending rate of 5.25% of the prior 12-quarter average value of the LTF.

The distribution rate for the ITF was originally set at 3.0% per annum for Fiscal Year 2007 by the U. T. Board on May 11, 2006, and has continued at that rate for each succeeding fiscal year. The recommendation for Fiscal Year 2023 is to continue a distribution rate of 3.0%.

**4. U. T. System Board of Regents: University Lands Update**

Mr. William R. "Billy" Murphy, Chief Executive Officer - University Lands, will report on matters related to University Lands using the PowerPoint presentation set forth on the following pages.



# University Lands Update

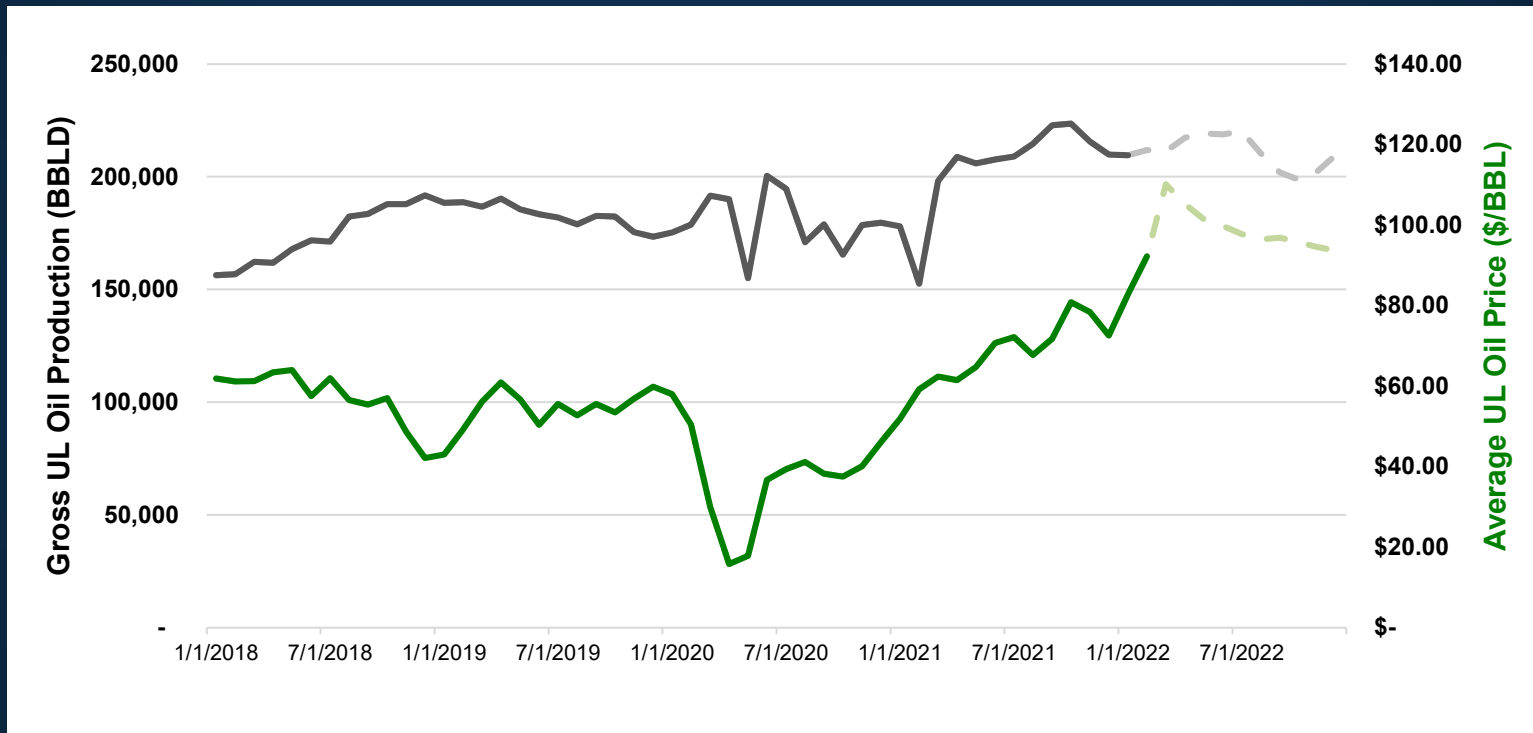
William R. “Billy” Murphy, Jr., Chief Executive Officer

U. T. System Board of Regents’ Meeting  
Finance and Planning Committee  
May 2022

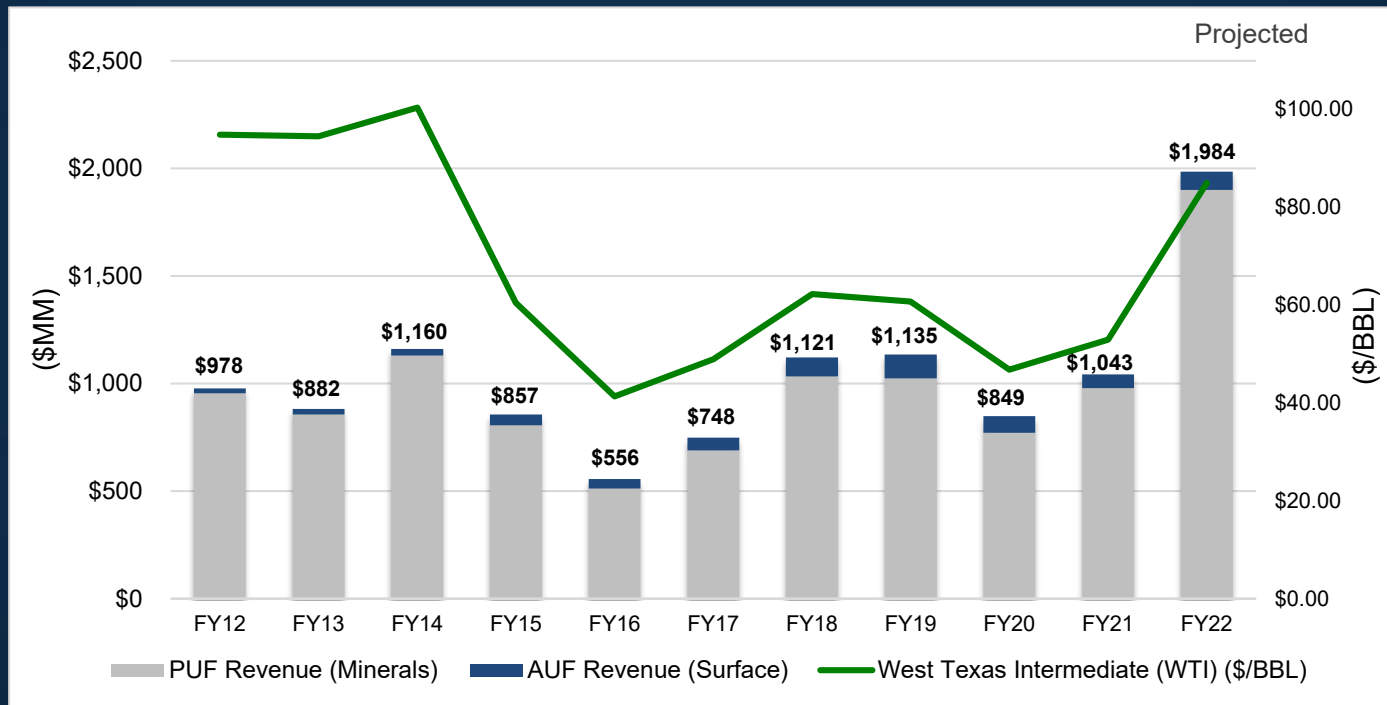


THE UNIVERSITY of TEXAS SYSTEM  
THIRTEEN INSTITUTIONS. UNLIMITED POSSIBILITIES.

# Gross Oil Production vs. Average Oil Price



# Permanent University Fund (PUF) & Available University Fund (AUF) Revenue vs. Average Oil Price



# Oil & Gas Market Environment

## Major Transactions *Last 12 months*

**New Contract for Development**

Shell → ConocoPhillips

PIONEER → Continental  
*(Assets transferred from Jagged Peak to Parsley to Pioneer to Continental)*

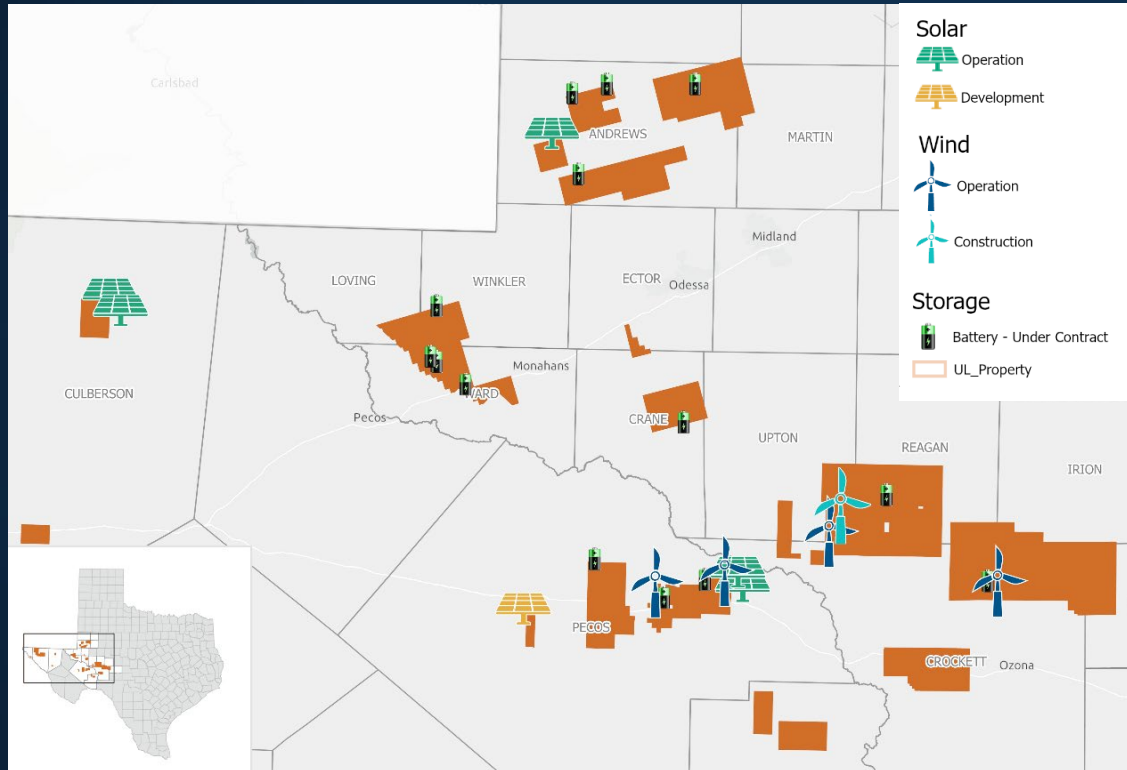
OASIS → PERCUSSION  
PETROLEUM PETROLEUM II LLC

## Market Environment Status

Pricing	
Supply Chain	
Sand	
ESG	
Consolidation	
Transactions	
Production Acceleration	



# Wind, Solar & Battery Leases



## In Operation or Under Construction

	Leases	Total Acres	Total Est. MW Capacity	Equivalent # of Houses Powered
Solar	5	7,047	1,007	214,000
Wind	5	67,070	561	125,000

## In Development or Pre-Lease

	Leases	Total Acres
Solar	3	17,244
Wind	2	102,000



## Environmental, Social & Governance (ESG)

- University Lands mission is built on a foundation of sustainability – of land, minerals, and revenue created for future generations
- Public oil and gas developers have a significant interest in ESG programs as a license to operate from shareholders, and are leading the way ahead of regulatory changes
- Privately funded operators are prioritizing ESG due to partner pressures
- University Lands is well-positioned to continue encouragement of ESG best practices
- University Lands management intends to build a comprehensive ESG strategy and plan





## TABLE OF CONTENTS FOR ACADEMIC AFFAIRS COMMITTEE

**Committee Meeting:** 5/4/2022

**Board Meeting:** 5/5/2022  
Austin, Texas

*Rad Weaver, Chairman*  
*Christina Melton Crain*  
*R. Steven Hicks*  
*Janiece Longoria*  
*Nolan Perez*  
*Stuart W. Stedman*

	<b>Committee Meeting</b>	<b>Board Meeting</b>	<b>Page</b>
<b>Convene</b>	<i>Chairman Weaver</i> <i>3:15 p.m.</i>		
1. <b>U. T. System Board of Regents: Discussion and appropriate action regarding Consent Agenda items, if any, assigned for Committee consideration</b>	<b>Discussion</b>	<b>Action</b>	<b>88</b>
2. <b>U. T. El Paso: Discussion and appropriate action regarding proposed changes to admission criteria for the Master of Business Administration degree program</b>	<b>Action</b> <i>President Wilson</i>	<b>Action</b>	<b>89</b>
3. <b>U. T. Tyler: Approval to establish a Bachelor of Science in Computer Engineering degree program</b>	<b>Action</b> <i>President Calhoun</i>	<b>Action</b>	<b>91</b>
4. <b>U. T. Arlington: Appointment of Dr. James D. Spaniolo as President Emeritus</b>	<b>Action</b> <i>Chancellor Milliken</i> <i>Dr. Holmes</i>	<b>Action</b>	<b>94</b>
<b>Adjourn</b>	<i>3:30 p.m.</i>		

1. **U. T. System Board of Regents: Discussion and appropriate action regarding Consent Agenda items, if any, assigned for Committee consideration**

RECOMMENDATION

The proposed Consent Agenda items assigned to this Committee are [Items 2 - 31](#).



**2. U. T. El Paso: Discussion and appropriate action regarding proposed changes to admission criteria for the Master of Business Administration degree program**

**RECOMMENDATION**

The Chancellor concurs in the recommendation of the Executive Vice Chancellor for Academic Affairs and the institutional president that the U. T. System Board of Regents approve changes to the criteria for admission to the Master of Business Administration (MBA) degree program at U. T. El Paso as described below.

**BACKGROUND INFORMATION**

U. T. El Paso requests approval to change the admission criteria for the MBA degree program within the College of Business Administration. The proposed changes provide prospective students the option to submit a standardized admission exam [Graduate Management Admission Test (GMAT) or Graduate Record Examination (GRE)] score, in addition to academic credentials. This request also proposes alignment of Test of English as a Foreign Language (TOEFL) requirements with those of the U. T. El Paso Graduate School.

During the 2021 admission cycle, professional MBA applicants were given the option to request a GMAT waiver for admission into the program. An analysis of Grade Point Averages (GPA) after 9 credit hours of MBA coursework was conducted and the MBA administration did not find a significant difference between cohorts admitted with and those without a GMAT requirement. The analysis suggests that a GMAT requirement provides limited to no additional value in predicting student success.

<b>Current Admission Criteria</b>	<b>Proposed Admission Criteria</b>
<ul style="list-style-type: none"> <li>• Online Application for Admission into a Graduate Degree Program.</li> </ul>	<ul style="list-style-type: none"> <li>• No change</li> </ul>
<ul style="list-style-type: none"> <li>• Official transcript from an accredited institution demonstrating completion of a four-year Bachelor's degree (or equivalent in the case of an international institution) and official transcripts from all colleges or universities attended.</li> </ul>	<ul style="list-style-type: none"> <li>• No change</li> </ul>
<ul style="list-style-type: none"> <li>• One-page Statement of Purpose</li> </ul>	<ul style="list-style-type: none"> <li>• No change</li> </ul>
<ul style="list-style-type: none"> <li>• Resume</li> </ul>	<ul style="list-style-type: none"> <li>• No change</li> </ul>
<ul style="list-style-type: none"> <li>• Two letters of reference from professional and/or academic sources.</li> </ul>	<ul style="list-style-type: none"> <li>• No change</li> </ul>

<ul style="list-style-type: none"> <li>• Official GMAT score required for AMBA and Full-Time MBA.</li> </ul>	<ul style="list-style-type: none"> <li>• <del>Official GMAT score required for AMBA and Full-Time MBA.</del> <u>GMAT (or GRE) scores (optional).</u></li> </ul>
<ul style="list-style-type: none"> <li>• Applicants who submit a transcript demonstrating a conferred graduate degree may request a GMAT waiver.</li> </ul>	<ul style="list-style-type: none"> <li>• <del>Applicants who submit a transcript demonstrating a conferred graduate degree may request a GMAT waiver.</del></li> </ul>
<ul style="list-style-type: none"> <li>• Applicants with a cumulative undergraduate GPA of 3.50 or better from UTEP or a comparably accredited University may request a GMAT waiver.</li> </ul>	<ul style="list-style-type: none"> <li>• <del>Applicants with a cumulative undergraduate GPA of 3.50 or better from UTEP or a comparably accredited University may request a GMAT waiver.</del></li> </ul>
<ul style="list-style-type: none"> <li>• Official TOEFL score of at least 550 (paper based) for international students. Evidence demonstrating English proficiency (for non- native English speakers). See UTEP Graduate School website for information and requirements (click here).</li> </ul>	<ul style="list-style-type: none"> <li>• <del>Official TOEFL score</del> <u>as set forth by the Graduate School</u> of at least 550 (paper based) for international students. Evidence demonstrating English proficiency (for non- native English speakers). See UTEP Graduate School website for information and requirements (click here).</li> </ul>

3. **U. T. Tyler: Approval to establish a Bachelor of Science in Computer Engineering degree program**

**RECOMMENDATION**

The Chancellor concurs in the recommendation of the Executive Vice Chancellor for Academic Affairs and the institutional president that authorization, pursuant to Regents' *Rules and Regulations*, Rule 40307, related to academic program approval standards, be granted to

- a. establish a Bachelor of Science in Computer Engineering degree program at U. T. Tyler; and
- b. submit the proposal to the Texas Higher Education Coordinating Board for review and appropriate action.

**BACKGROUND INFORMATION**

**Program Description**

U. T. Tyler proposes to establish a Bachelor of Science (B.S.) degree program in Computer Engineering. The degree program is designed to prepare individuals who will be involved in the design of microcontrollers, microprocessors, networking equipment, firmware for embedded systems, VLSI (very large-scale integration) chips, analog sensors, mixed signal circuit boards, and operating systems. Graduates will also be suited for robotics and control applications, as these use digital circuits to control and monitor electrical systems like motors, communications, and sensors. In this area of study, students can pursue advanced coursework in computer security, artificial intelligence, computer graphics, networks, operating systems, and compilers.

The program will consist of 128 semester credit hours (SCH), with requirements including a general education core, general sciences (including physics and chemistry), advanced mathematics (including calculus up to differential equation, discrete structures, and matrix methods), and major specific course sequences in programming, circuits, electronics and microprocessors, signals and communications, and computer architecture.

**Need and Student Demand**

The computer engineering occupation has positive employment growth projections ranging from 1.6% to 15.4% over the next decade (U.S. Department of Labor). There is projected to be a 5.34% overall growth in the profession by 2029. The data show that the mean annual salary for computer engineering occupations is in the range of \$115,110 to \$127,460. The State of Texas has the third highest employment level for computer hardware engineers in the country, the second highest employment level for computer network architects, and the fifth highest employment level for computer and information research scientists. The Texas Workforce Commission (TWC) estimates that employment for computer engineers in the State of Texas is projected to increase over the next decade by 15.5%.

There are numerous engineering firms in East Texas that require computer engineering graduates. A recently conducted poll of the College of Engineering Advisory Board (which consists of industry leaders from throughout the region) cited the growing need to hire graduates from East Texas who are ready to live and work in the region.

Computer Engineering enrollment in the State of Texas has been steadily increasing in recent years. Based on enrollments reported to the Texas Higher Education Coordinating Board (THECB), the total number of undergraduate computer engineering majors increased by 39% from Fall 2014 to Fall 2019, and the number of degrees awarded increased by 136% from Academic Year 2014-2015 to the most recently completed Academic Year 2018-2019.

Based on enrollments in other engineering programs at U. T. Tyler, the proposed program anticipates a cumulative headcount enrollment of 22 in year one and reaching 120 by year five.

Program Quality

The computer engineering program will be housed in the Department of Electrical Engineering (Department), which will be renamed the Department of Electrical and Computer Engineering. Current faculty in the Department will support the program by teaching existing courses. It is anticipated that new courses in computer networking and other areas will be added by the hired faculty.

U. T. Tyler plans to hire three new faculty with 100% of their time dedicated to delivering the program (two tenure-track faculty with Ph.D.'s in computer engineering and one senior lecturer). In addition to the new faculty hires, one computer engineering technician will be required to set up the specialized equipment and software for the program. Four existing support faculty will also support the program with 50% of their time.

Revenue and Expenses

Expenses	5-Year Total
<i>Faculty</i>	
Salaries	\$1,867,581
Benefits	\$466,895
<i>Staff &amp; Administration</i>	
Administrative Staff Salaries	\$50,000
Staff Benefits	\$12,500
<i>Other Expenses</i>	
Equipment, Travel, M&O, Consumables	\$194,000
Total Expenses	\$2,590,976

Revenue	5-Year Total
<i>From Student Enrollment</i>	
Formula Funding	\$1,139,401
Tuition and Fees	\$2,594,914
Total Revenue	\$3,734,315

Coordinating Board Criteria

The proposed program meets all applicable Coordinating Board criteria for new bachelor's degree programs.

**4. U. T. Arlington: Appointment of Dr. James D. Spaniolo as President Emeritus**

**RECOMMENDATION**

The Chancellor and the Executive Vice Chancellor for Academic Affairs recommend that the U. T. System Board of Regents appoint James D. Spaniolo as President Emeritus at U. T. Arlington. Approval of this recommendation is requested in accordance with the Regents' *Rules and Regulations*, Rule 20301.

**BACKGROUND INFORMATION**

In 2004, Mr. Spaniolo became the seventh president of U. T. Arlington, serving in that position until his retirement in 2013. Before coming to U. T. Arlington, Mr. Spaniolo was dean of Michigan State University's College of Communication Arts and Sciences from 1996-2003. Before his tenure at Michigan State, he was vice president and chief program officer of the John S. and James L. Knight Foundation, the largest media-related private foundation in the United States with more than \$1.5 billion in assets, from 1989-1996. He graduated with high honors from Michigan State in 1968 with a B.A. degree in political science. Following service in the U.S. Army Reserve, he became an assistant to Michigan State President Clifton R. Wharton Jr. from 1970-1972. He earned a law degree from The University of Michigan Law School in 1975 and a master's degree in public administration from The University of Michigan Institute of Public Policy Studies (now the Gerald R. Ford School of Public Policy).

During his tenure, he focused on building and strengthening partnerships and instilling pride among the students, faculty, staff, and alumni. Through collaboration and inclusion, he enhanced U. T. Arlington's strong academic quality meeting global needs – and beyond. Mr. Spaniolo emphasized engagement both in and out of the classroom, leading to a more well-rounded university experience. Under his leadership, U. T. Arlington saw dramatic increases in student organizational involvement, leadership opportunities, cultural events, community service activities, and new infrastructure. During his presidency, enrollment increased 34%, annual research expenditures and philanthropic giving tripled, and more than \$400 million in campus construction was completed.

Through his efforts as president, Mr. Spaniolo has positioned U. T. Arlington to become a major national research university and to have highly rated academic programs in every one of its nine academic colleges and schools.



## TABLE OF CONTENTS FOR HEALTH AFFAIRS COMMITTEE

**Committee Meeting:** 5/4/2022

**Board Meeting:** 5/5/2022  
Austin, Texas

*Christina Melton Crain, Chairman*  
*R. Steven Hicks*  
*Jodie Lee Jiles*  
*Janiece Longoria*  
*Nolan Perez*  
*Stuart W. Stedman*

	<b>Committee Meeting</b>	<b>Board Meeting</b>	<b>Page</b>
<b>Convene</b>	<i>3:30 p.m.</i> <i>Chairman Crain</i>		
1. <b>U. T. System Board of Regents: Discussion and appropriate action regarding Consent Agenda items, if any, assigned for Committee consideration</b>	<b>Discussion</b>	<b>Action</b>	<b>96</b>
2. <b>U. T. Health Science Center - San Antonio: Approval to establish a Doctor of Nursing Practice in Nurse Anesthesia degree program</b>	<b>Action</b> <i>President Henrich</i>	<b>Action</b>	<b>97</b>
3. <b>U. T. Southwestern Medical Center: Report on the Long Range Financial Plan for The University of Texas Southwestern Medical Center</b>	<b>Report/Discussion</b> <i>Mr. Horton</i> <i>President Podolsky</i>	Not on Agenda	<b>101</b>
<b>Adjourn</b>	<i>4:00 p.m.</i>		

1. **U. T. System Board of Regents: Discussion and appropriate action regarding Consent Agenda items, if any, assigned for Committee consideration**

RECOMMENDATION

The proposed Consent Agenda items assigned to this Committee are [Items 32 - 44](#).



**2. U. T. Health Science Center - San Antonio: Approval to establish a Doctor of Nursing Practice in Nurse Anesthesia degree program**

RECOMMENDATION

The Chancellor concurs in the recommendation of the Executive Vice Chancellor for Health Affairs and the institutional president that authorization, pursuant to Regents' *Rules and Regulations*, Rule 40307, related to academic program approval standards, be granted to

- a. establish a Doctor of Nursing Practice in Nurse Anesthesia degree program at U. T. Health Science Center - San Antonio and approve its corresponding tuition and fee rates; and
- b. submit the proposal to the Texas Higher Education Coordinating Board for review and appropriate action.

BACKGROUND INFORMATION

Program Description

The School of Nursing at U. T. Health Science Center - San Antonio, proposes to establish a Doctor of Nursing Practice (D.N.P.)-Nurse Anesthesia degree program. The proposed program is designed to prepare baccalaureate nurses seeking advanced practice as a Certified Registered Nurse Anesthetist (CRNA). The D.N.P.-Nurse Anesthesia Program will educate future CRNAs in accordance with the standards established by the Council on Accreditation of Nurse Anesthesia Education Programs (COA) to perform within the full scope of nurse anesthesia practice. The D.N.P.-Nurse Anesthesia program will be a three-year full-time program awarding the degree to students who successfully complete all requirements.

The proposed D.N.P.-Nurse Anesthesia Program will complement the School of Nursing's graduate education portfolio. Students will meet the essential academic and professional requirements applicable to the D.N.P., as well as the specific academic, clinical, and professional requirements leading to certification and licensure as a CRNA. The program will be delivered in a hybrid format congruent with the School's existing B.S.N. to D.N.P. program for other advanced practice specializations. All nurse anesthesia specific courses will be taught by CRNA faculty. Students will complete 2,160 faculty-supervised clinical hours. Up to eighteen students are expected to enroll in the inaugural cohort, slated to launch in August 2023.

Need and Student Demand

The U.S. Bureau of Labor Statistics projects employment of nurse anesthetists to grow 17% from 2018 to 2028. This growth will occur "because of an increase in the demand for healthcare services," the agency reports. Job opportunities for advanced-practice registered nurses (APRNs), including CRNAs, are likely to be excellent: APRNs will be in high demand, particularly in medically underserved areas such as inner cities and rural areas, the Bureau projects. This is especially relevant in Texas, home to the largest rural population of any state. Concomitant with that growth, beginning in 2023, more than 50% of full-time CRNAs expect to retire from anesthesia practice, according to the American Association of Nurse Anesthetists (2018-2019 Annual Reports).

In the online edition of its white paper, CRNA Supply, Demand and Recruiting Trends, Merritt Hawkins, an advanced-practitioner search and consulting firm, reports that its 2019 Incentive Review found that the average annual income for CRNAs was \$197,000.

The San Antonio metropolitan area is the 25th largest in the United States with a local market of 2.3 million residents that is projected to grow by 28% over the coming decades. Also, San Antonio continues to be one of the nation’s fastest-growing cities; from July 1, 2017, to July 1, 2018, it experienced a population increase of 20,824, bringing the total population to 1.53 million.

In 2017, 167,715 San Antonians were employed in the health care and bioscience industry. This represents about one-sixth of the total San Antonio civilian workforce. Notably, the health care and bioscience industry has added more than 50,000 net new jobs over the past decade, helping to fuel San Antonio’s growth. As one of San Antonio’s leading industries, health care and bioscience has shown steady growth and innovation over the past quarter-century (Source: San Antonio Chamber of Commerce, Healthcare + Bioscience Economic Impact Study, 2018).

Beginning in 2022, the COA requires all new nurse anesthesia students matriculating into an accredited program to be enrolled in a doctoral program. This requirement will further heighten and strengthen an already robust job market for CRNAs. Each year there has been a steady increase in the number of candidates applying for positions in nurse anesthesia schools, greatly outnumbering available seats. In its Summary of Annual Report Data, the COA includes the following:

- 6,891 applications were received for 1,633 available positions (2018)
- 10,615 applications were received for 2,020 available positions (2019)
- 13,525 applications were received for 2,096 available positions (2020)

Four CRNA programs in the state of Texas report similar data: 670 qualified applicants for 213 available positions. Data is not available for Texas residents who applied for available out-of-state positions, but did not apply for available seats in Texas.

<b>Applicants</b>			
	Applying*	Positions Available	% Matriculated
Nationally	10,615	2,020	19%
Texas	670	213	32%

\*Unknown number Texas residents applying to out-of-state schools not applying to Texas schools

The five schools currently offering D.N.P.-Nurse Anesthesia programs in Texas are Baylor College of Medicine (Houston), Texas Christian University (Fort Worth), Texas Wesleyan University (Fort Worth), U. T. Health Science Center - Houston, and the U.S. Army Graduate Program in Anesthesia Nursing (Baylor University). The U.S. Army Graduate Program in Anesthesia Nursing only accepts active-duty nurses. Graduates of the Army nurse anesthesia program commit five years of service to the military after graduation. Currently, there are no D.N.P.-Nurse Anesthesia programs in New Mexico and limited programs in the other states that border Texas.

Thus, there is a large pool of qualified individuals who could become successful matriculants into the School’s D.N.P.- Nurse Anesthesia Program.

### Program Quality

Eighteen core faculty from the School of Nursing will support the program. The faculty are academically and experientially prepared to accomplish the program outcomes. One additional doctorally-prepared CRNA faculty will be hired prior to admitting students. This person will also serve as the assistant program director. Two additional doctorally-prepared faculty will be hired in year two to deliver nurse anesthesia specific courses.

In accordance with the program's professional accreditation policy, an annual report will be submitted to the COA. The report will reflect the program's commitment to assessing its present status, measuring its accomplishments, identifying future goals, and devising methods for accomplishment of these goals. This assessment is an essential element in the plan to enhance the quality of the educational program. The report will include admission and retention rates, placements of the graduates, changes in the job market need/demand, and student/ex-student/graduate surveys. Additionally, the School of Nursing will submit initial five-year and 10-year reports to the Commission on Collegiate Nursing Education (CCNE). The CCNE reports will address the entirety of the SON's graduate programs adhering to the specific standards outlined, which include:

1. Program Quality: Mission and Governance
2. Program Quality: Institutional Commitment and Resources
3. Program Quality: Curriculum and Teaching-Learning Practices
4. Program Effectiveness: Assessment and Achievement of Program Outcomes

Instruction for the program will be conducted in a hybrid delivery model, to include a combination of online and in-person lectures, clinical simulation courses, and clinical rotations at affiliated practice locations. The School of Nursing has already received affirmation from clinical providers, such as Tejas Anesthesia and U.S. Anesthesia Partners, to collaborate in the support of the clinical education and training components of the program.

### Revenue and Expenses

The initial costs for the program for the first three years are approximately \$1.2 to \$2.0 million. Costs include salaries for the program director, assistant director, hiring of additional faculty as needed, as well as equipment, supplies and support for infrastructure and operations. Support from the Long School of Medicine Department of Anesthesiology will fund the initial program start-up costs, which will be repaid as the program's revenue streams stabilize.

As noted above, the D.N.P.-Nurse Anesthesia Program has an extensive clinical training component, including 2,160 hours of clinical rotations under faculty supervision. Faculty supervision is cost-intensive, and the proposed tuition of \$810.81 per Semester Credit Hour (SCH) for Residents and \$1,516 per SCH for non-resident students corresponds to the cost to offer a high-quality program. Existing mandatory fees will also be assessed for students enrolled in this proposed program. The table below summarizes the five-year projection of revenues and expenses.

<b>Projected Enrollment</b>	<b>5-Year Total</b>
Number of Students Used for Formula Funding Calculation	82
Total Number of Students	82
<b>Expenses</b>	<b>5-Year Total</b>
<i>Faculty</i>	
Salaries	\$3,110,537
Benefits	\$714,061
<i>Graduate Students</i>	
TA Salaries	
TA Benefits	
GRA Salaries	
GRA Benefits	
<i>Staff and Administration</i>	
Program Directors Salaries	\$2,109,197
Administrative Staff Salaries	\$974,493
Staff Benefits	\$835,932
SCC Operating Benefits	
<i>Other Expenses</i>	
Supplies and Materials	\$69,800
Equipment	\$150,000
Other (Repairs & Maintenance on Equipment)	\$40,000
Other (Faculty Recruitment/Moving Expenses)	\$30,000
Other (Student Recruitment)	\$20,000
Other (Administrative Travel)	\$30,000
Other (Faculty Development)	\$80,000
Other (Accreditation/Site Reviews)	\$52,803
Other (Dues (AANA)/Licenses and Certifications)	\$11,811
Other (Institutional Overhead on Operations)	\$1,399,716
<b>Total Expenses</b>	<b>\$9,628,350</b>
<b>Revenue</b>	<b>5-Year Total</b>
<i>From Student Enrollment</i>	
Formula Funding	\$2,700,996
Tuition and Fees	\$8,720,441
<b>Total Revenue</b>	<b>\$11,421,437</b>

Coordinating Board Criteria

The proposed program meets all applicable Coordinating Board criteria for new doctoral degree programs.

3. **U. T. Southwestern Medical Center: Report on the Long Range Financial Plan for The University of Texas Southwestern Medical Center**

INTRODUCTION

President Podolsky will report on the long-range financial planning at U. T. Southwestern Medical Center using the PowerPoint on the following pages.

---

# Strategic Planning Overview

Daniel K. Podolsky, M.D.  
President

U. T. System Board of Regents  
Health Affairs Committee  
May 2022

# Mission

**Promoting health and a healthy society  
that enables individuals to achieve their full potential.**

We:

**EDUCATE**

Physicians, scientists, and caregivers optimally prepared to serve the needs of patients and society

**DISCOVER**

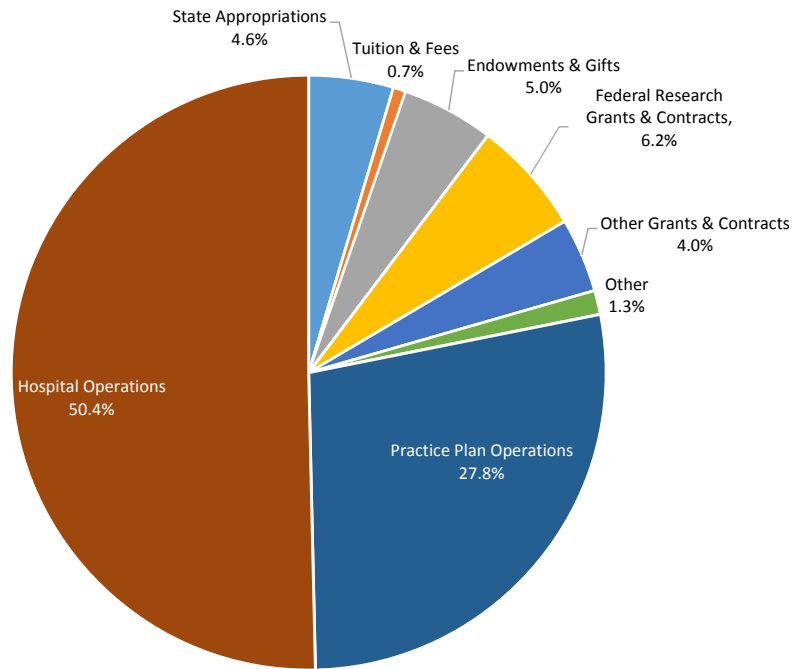
Research that solves for unmet needs by finding better treatments, cures, and prevention with a commitment to ensuring real world application

**HEAL**

Best care possible today, with continuous improvement and innovation for better care tomorrow

# Sources of Funds

## U. T. Southwestern Medical Center FY 2022 Budgeted Sources of Revenue = \$4.1 Billion





# Proven Operational Success

## Over the past 10 years...

Revenue grew from \$1.8B to \$4.1B [Compound Annual Growth Rate (CAGR) of 8.85%]

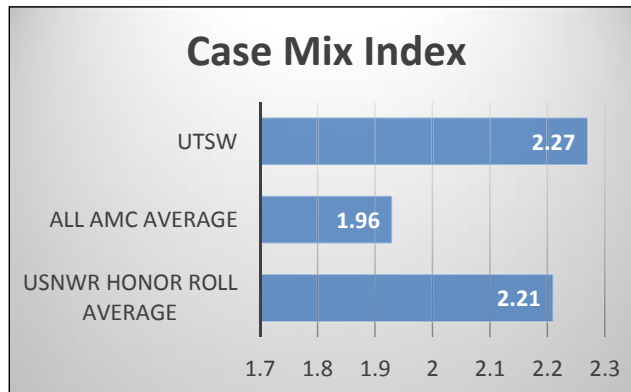
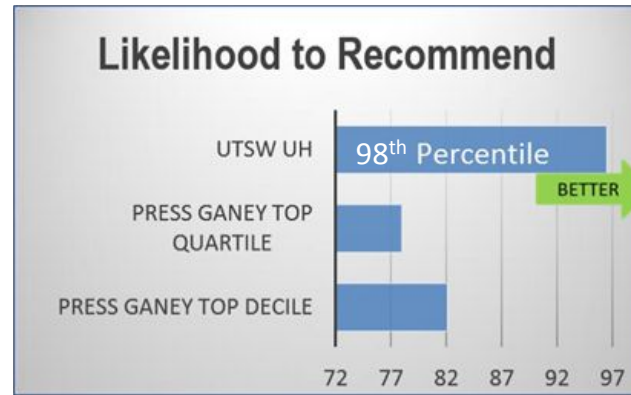
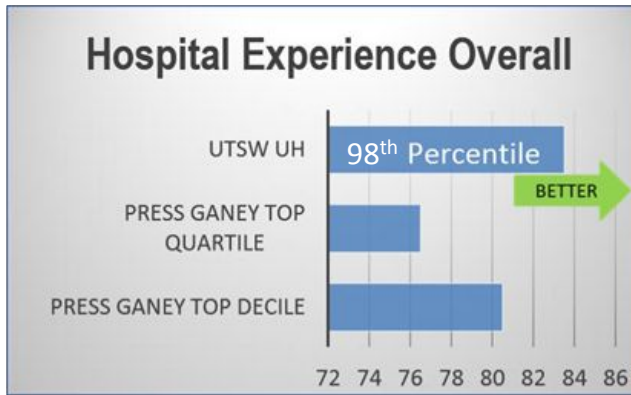
- Cumulative margin of \$1.3B
- Average margin of 4.5%
- Number of hospital beds increased from 482 to 875 (▲ 82%)
- Number of inpatients increased to 609K (▲ 24.1%)
- Number of outpatients increased to 4.5M (▲ 111%), including COVID vaccinations)

Total research expenditures increased to \$554M (▲ 33%)

National Top 5 Academic Medical Center for Patient Experience for the last 5 years

National Top 10 Academic Medical Center in Mortality 3 of the last 4 years (currently 6<sup>th</sup>)

# Highest Quality Care and Service (FY 2021 Data)



# Mission Related Capital Investments

One of the key drivers of growth has been the investments made in our clinical, research, and educational missions

Project Name	Operational	Investment Activity (in millions)
William P. Clements Jr. University Hospital (CUH)	December 2014	\$821.0
Moncrief Medical Center, Fort Worth	November 2016	\$84.4
Radiation Oncology Building	March 2017	\$66.0
West Campus Building 3	May 2018	\$232.0
Texas Health Frisco (Joint Venture with Texas Health Resources)	October 2019	\$114.6
Frisco—Medical Office Building (MOB)	December 2019	\$58.7
Vivarium Building	September 2020	\$46.4
Clements University Hospital (CUH) expansion	September 2020	\$502.1
Radiation Oncology – Phase 2	April 2021	\$69.2
UT Southwestern at RedBird Ambulatory Care Services	February 2022	\$37.3
Aston Building Renovation	March 2022	\$47.7
South Campus Academic/Research Infrastructure Reinvestment	August 2022	\$101.1
North Campus Phase 6 – Cancer Center/Brain Institute	October 2022	\$453.8
Biomedical Engineering Sciences Building	May 2023	\$120.0
Zale Lipshy Pavilion Renovation	October 2023	\$79.3
<b>TOTAL</b>		<b>\$2,833.8</b>

# William P. Clements Jr. University Hospital



# U. T. Southwestern Moncrief Medical Center at Fort Worth

May 4-5, 2022 Meeting of the U. T. System Board of Regents - Health Affairs Committee



Agenda Book - 109

# Radiation Oncology Facility



# West Campus Outpatient Building 3



# U. T. Southwestern Medical Center at Frisco

A collaboration between U. T. Southwestern and Texas Health Resources





# Outpatient Cancer Care Building/ Peter O'Donnell, Jr. Biomedical Research Building



Opening in late 2022, the new two-tower building is dedicated to the outpatient care efforts of the Harold C. Simmons Comprehensive Cancer Center and the growing research programs of the Peter O'Donnell Jr. Brain Institute.



# U. T. Southwestern Medical Center at RedBird



Opening in summer 2022, U. T. Southwestern Medical Center at RedBird will offer primary care, heart, cancer, and brain care – all ranked among the nation’s top 25 programs – as well as conveniences from infusion therapy to mammograms.



# Biomedical Engineering and Sciences

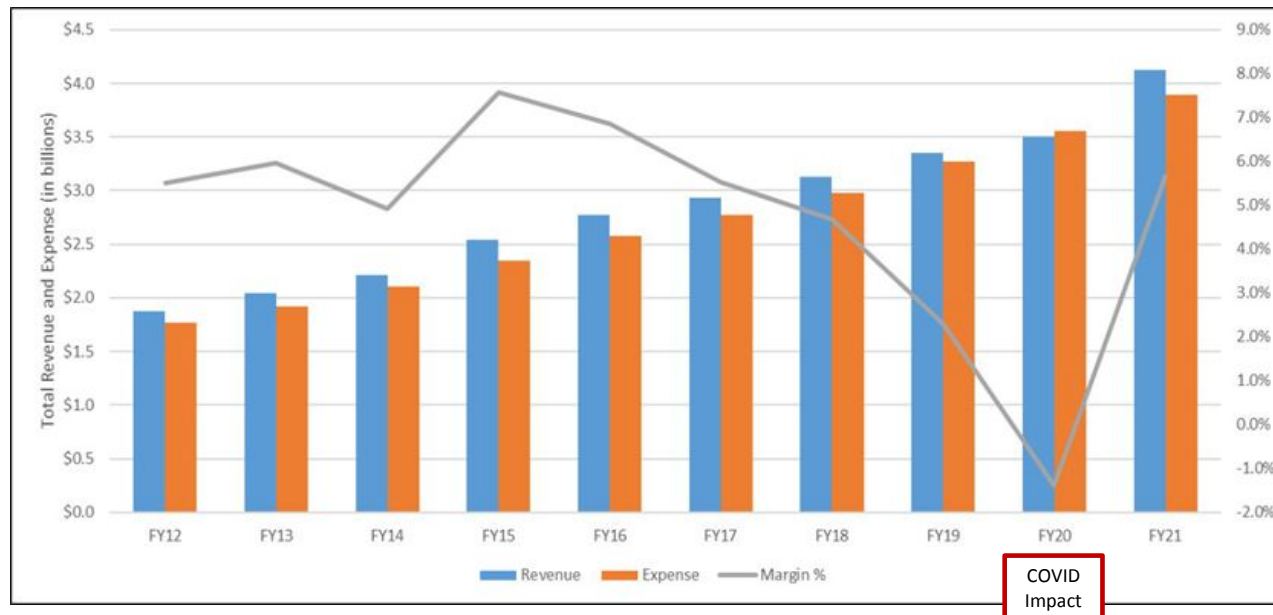


The Texas Instruments Biomedical Engineering and Sciences Building broke ground in November and will house joint biomedical engineering programs at U. T. Southwestern and U. T. Dallas.



# Proven Operational Success

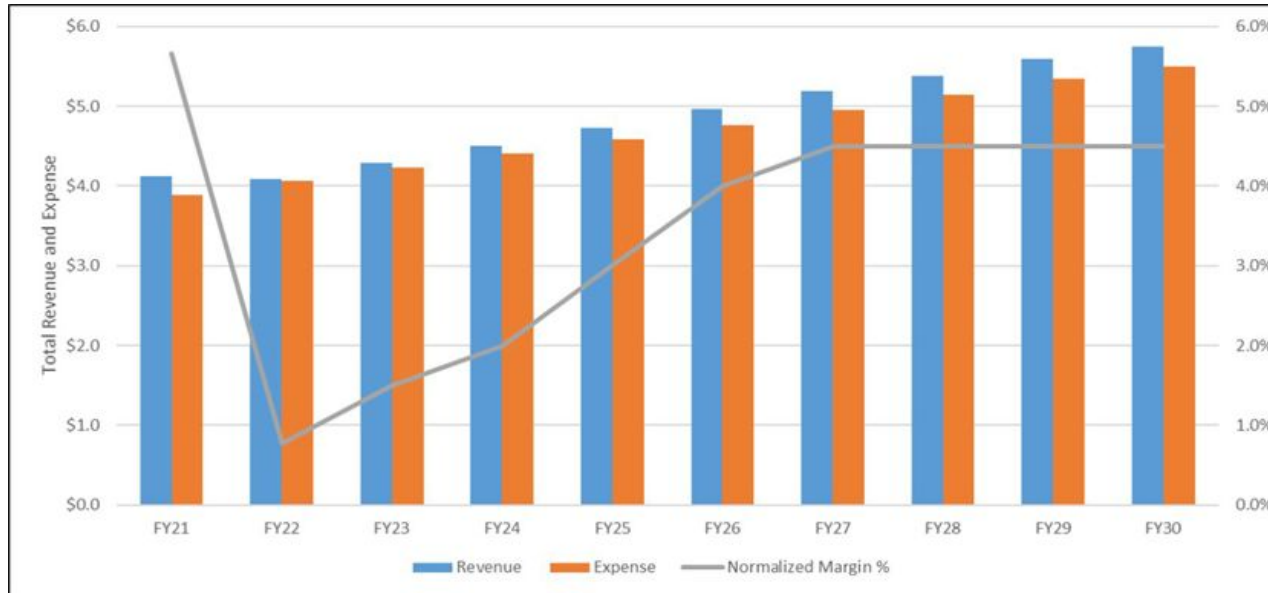
Revenue from current operations has grown from \$1.8B to \$4.1B (8.8% CAGR) over the past 10 years with an average margin of 4.5%



# Sustainable Growth

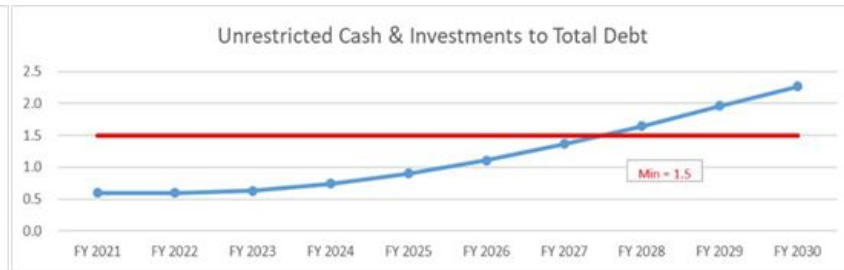
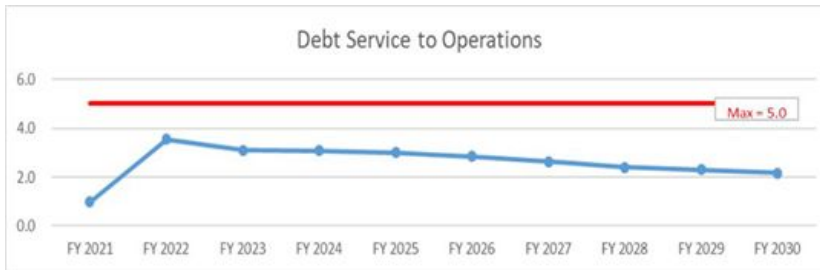
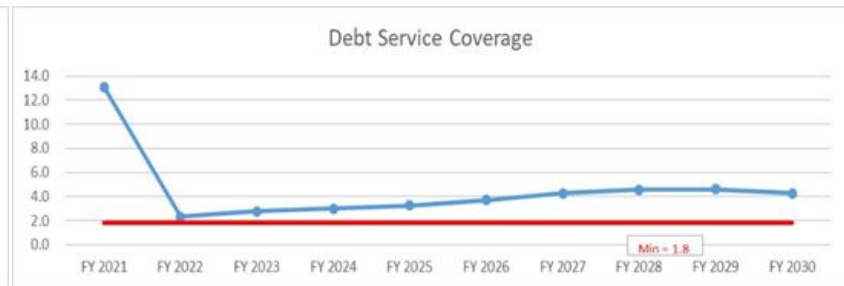
Based on Existing Operations and Currently Approved Capital Investments

**Without capital investments beyond currently approved activity, revenue from current operations is expected to grow from \$4.1B to \$5.8B (3.8% CAGR) over the next 9 years with an average margin of 3.4%**



# Key Financial Metrics

Existing Operations and Currently Approved Capital Investments



—●— Projections  
— Base required ratio

Our planned initiatives will continue to strengthen our financial metrics

# Planned Major Institutional Initiatives

Included in Long Range Projection



## New Pediatric Campus

Partnership with Children’s Health System of Texas

Total investment of \$2.6B (Hospital and MOB)

- Building a world class pediatric clinical campus;
- Developing facilities that support highly effective, innovative, efficient, safe, and comprehensive academic healthcare; and
- Creating space that enhances the experience of patients, families, faculty, and staff.

## School of Public Health

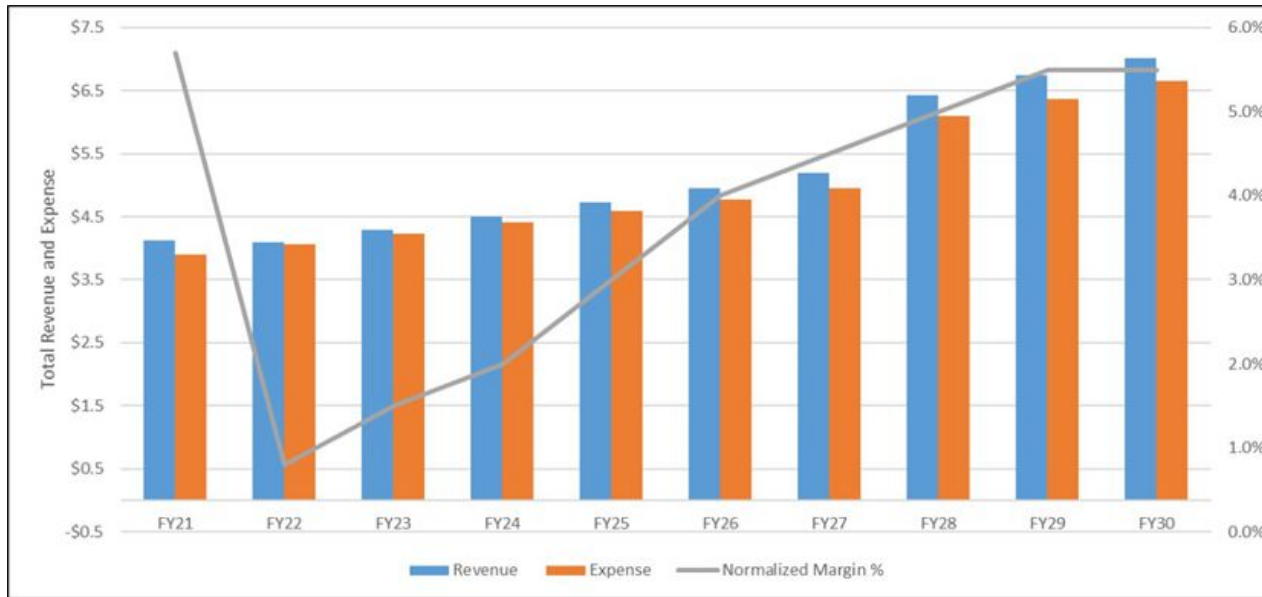
Approved by the Board of Regents in FY 2021.

Business plan under development, but initial capital expenditures (not including a new facility) are estimated to be \$15M.

Allows U. T. Southwestern to support the development of resources needed in constrained areas of patient care.

# Projected Financial Results with Initiatives

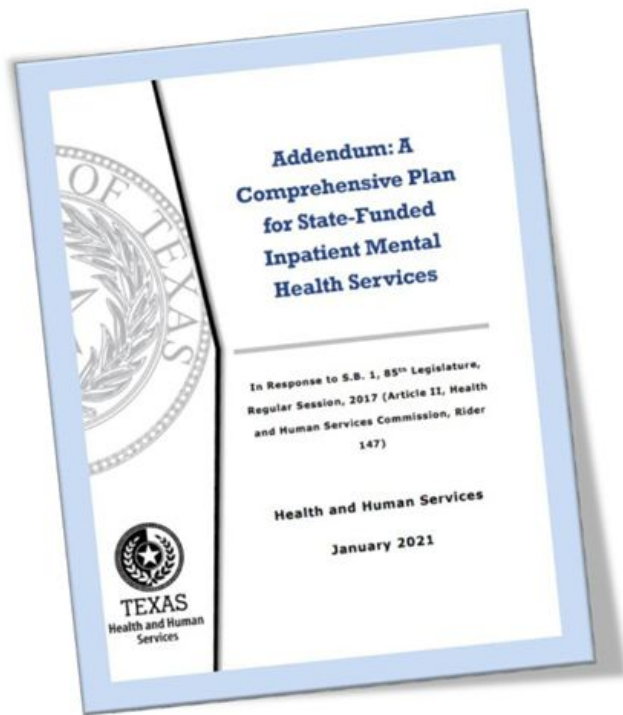
**With planned initiatives, revenue is expected to grow from \$4.1B to \$7.0B (6.1% CAGR) over the next nine years with an average margin of 3.8%**





# Other Major Institutional Initiatives

*(Not yet included in Long Range Planning)*



## North Texas State Psychiatric Hospital in Dallas

Texas Health and Human Services Commission (HHSC) and U. T. Southwestern are developing plans for a new state psychiatric hospital in Dallas.

- HHSC will fund the construction and own the asset.
- U. T. Southwestern will manage the build of the new facility and staff and manage ongoing operations.
- There is no impact shown on our initiative projections as funding from HHSC will offset incremental capital and operating expenses. Texas Legislature approved \$44.7 million in state funding last session for design, planning, and land acquisition.
- Provides patient support for mental health in a critically underserved North Texas market.



**TABLE OF CONTENTS  
FOR  
FACILITIES PLANNING AND CONSTRUCTION  
COMMITTEE**

**Committee Meeting: 5/4/2022**

**Board Meeting: 5/5/2022**  
Austin, Texas

*R. Steven Hicks, Chairman*  
*Christina Melton Crain*  
*Nolan Perez*  
*Stuart W. Stedman*  
*Kelcy L. Warren*  
*Rad Weaver*

	<b>Committee Meeting</b>	<b>Board Meeting</b>	<b>Page</b>
<b>Convene</b>	<i>4:00 p.m.</i> <i>Chairman Hicks</i>		
1. <b>U. T. System Board of Regents: Discussion and appropriate action regarding Consent Agenda items, if any, assigned for Committee consideration</b>	<b>Discussion</b>	<b>Action</b>	<b>124</b>
 <b><u>Definition Phase Approval</u></b>			
2. <b>U. T. M. D. Anderson Cancer Center: 2/3 Ambulatory Clinical Building TMC - Definition Phase Request</b>	<b>Action</b> <i>Chancellor Milliken</i> <i>President Pisters</i>	<b>Action</b>	<b>125</b>
 <b><u>Addition to the CIP</u></b>			
3. <b>U. T. M. D. Anderson Cancer Center: Bed Tower Mobilization - Amendment of the current Capital Improvement Program to include project; approval of total project cost; and appropriation of funds</b>	<b>Action</b> <i>President Pisters</i>	<b>Action</b>	<b>127</b>
4. <b>U. T. M. D. Anderson Cancer Center: Renovate T. Boone Pickens Academic Tower - Floors 20 and 21 - Amendment of the current Capital Improvement Program to include project; approval of total project cost; and appropriation of funds</b>	<b>Action</b> <i>President Pisters</i>	<b>Action</b>	<b>130</b>
5. <b>U. T. M. D. Anderson Cancer Center: Finish Out Mid Campus Building 1 - Floors 23 and 24 - Amendment of the current Capital Improvement Program to include project; approval of total project cost; and appropriation of funds</b>	<b>Action</b> <i>President Pisters</i>	<b>Action</b>	<b>132</b>

	<b>Committee Meeting</b>	<b>Board Meeting</b>	<b>Page</b>
6. <b>U. T. M. D. Anderson Cancer Center: Champions Forest Facility - Amendment of the current Capital Improvement Program to include project; approval of total project cost; and appropriation of funds</b>	<b>Action</b> <i>President Pisters</i>	<b>Action</b>	<b>135</b>
7. <b>U. T. M. D. Anderson Cancer Center: Replace UPS Systems - CPB Data Center - Amendment of the current Capital Improvement Program to include project; approval of total project cost; and appropriation of funds</b>	<b>Action</b> <i>President Pisters</i>	<b>Action</b>	<b>137</b>
8. <b>U. T. Southwestern Medical Center: Demolition of Paul M. Bass Administrative Complex - Amendment of the current Capital Improvement Program to include project; approval of total project cost; and appropriation of funds</b>	<b>Action</b> <i>President Podolsky</i>	<b>Action</b>	<b>139</b>
9. <b>U. T. Medical Branch - Galveston: Texas Department of Criminal Justice Infirmary - Amendment of the current Capital Improvement Program to include project; approval of total project cost; and appropriation of funds</b>	<b>Action</b> <i>President Raimer</i>	<b>Action</b>	<b>141</b>
10. <b>U. T. Health Science Center - San Antonio: Brain Health Building, Home of the Biggs Institute for Alzheimer's and Neurodegenerative Diseases - Parking Garage - Amendment of the current Capital Improvement Program to include project</b>	<b>Action</b> <i>President Henrich</i>	<b>Action</b>	<b>143</b>
<b><u>Modification to the CIP</u></b>			
11. <b>U. T. Austin: Marine Science Institute Rebuild - Amendment of the current Capital Improvement Program to increase total project cost; approval to revise funding sources; and appropriation of funds</b>	<b>Action</b> <i>President Hartzell</i>	<b>Action</b>	<b>146</b>
<b>Adjourn</b>	<i>4:30 p.m.</i>		

1. **U. T. System Board of Regents: Discussion and appropriate action regarding Consent Agenda items, if any, assigned for Committee consideration**

RECOMMENDATION

No [Consent Agenda](#) items are assigned for review by this Committee.

**2. U. T. M. D. Anderson Cancer Center: 2/3 Ambulatory Clinical Building TMC - Definition Phase Request**

**RECOMMENDATION**

The Chancellor concurs in the recommendation of the Executive Vice Chancellor for Health Affairs, the Executive Vice Chancellor for Business Affairs, and the institutional president that the U. T. System Board of Regents approve the recommendation for Definition Phase for the 2/3 Ambulatory Clinical Building TMC project at The University of Texas M. D. Anderson Cancer Center as follows:

- a. approve the project for Definition Phase with an anticipated total project cost of \$2,900,000,000; and
- b. authorize expenditure of up to \$145,000,000 from institutional funds to complete Definition Phase.

**BACKGROUND INFORMATION**

**Project Description**

Consistent with the institution's Master Facilities Framework 2030, U. T. M. D. Anderson Cancer Center is proposing to construct two new buildings, Ambulatory Clinical Building 2 (2ACB) and Ambulatory Clinical Building 3 (3ACB). These new buildings are to be located on the institution's Texas Medical Center campus (TMC Campus), south of Holcombe Boulevard and bounded by Pressler Street on the south, Richard J.V. Johnson Avenue on the east, and Fannin Street on the west.

While the project includes two separate buildings with integrated parking garages, 2ACB and 3ACB are expected to be joined at the podium level to form one contiguous ambulatory treatment facility (2/3 ACB) that is proximate to and interconnected with the existing Lowry and Peggy Mays Clinic and the Dan L. Duncan Building. Overall, the 2/3 ACB facility is anticipated to consist of approximately 3,300,000 gross square feet (GSF).

2ACB will consist of 950,000 GSF of clinical and departmental program space located on seventeen floors above grade and 550,000 GSF of parking located on three floors below grade as well as a central parking structure. In total, there will be 1,500 parking spaces added on five levels. 3ACB will consist of 1,500,000 GSF of clinical and departmental program space located on nineteen floors above grade and 300,000 GSF of below-grade parking adding another 785 parking spaces.

The project is also expected to include the construction of two seven-story connectors that will complete a circulation route between 2/3 ACB, the Mays Clinic, and the Duncan Building, forming a complete quadrangle around the central parking structure. The top of the parking structure will align with the existing exterior plaza decks of the Mays Clinic and the Duncan Building to form a raised exterior garden.

If this recommendation is approved, the project is expected to proceed with requested inclusion in the Capital Improvement Program (CIP) in August 2023, design development approval in May 2024, construction start in November 2024, and substantial completion in December 2027.

Regents' Rule 80301, Sec. 4 delegates approval authority to spend up to 5% of a project's anticipated total project cost. However, this item is being submitted to the Board for information and approval, consistent with best practice and transparency, in light of the size of the project and the estimated amount of the expenditure authorization requested. Pursuant to a Memorandum of Understanding effective September 1, 2020, U. T. M. D. Anderson Cancer Center has delegated authority for institutional management of construction projects under the continued oversight of the Office of Capital Projects.

**3. U. T. M. D. Anderson Cancer Center: Bed Tower Mobilization - Amendment of the current Capital Improvement Program to include project; approval of total project cost; and appropriation of funds**

RECOMMENDATION

The Chancellor concurs in the recommendation of the Executive Vice Chancellor for Health Affairs, the Executive Vice Chancellor for Business Affairs, and the institutional president that the U. T. System Board of Regents amend the current Capital Improvement Program (CIP) to include the Bed Tower Mobilization project at The University of Texas M. D. Anderson Cancer Center as follows:

- a. amend the current CIP and approve a total project cost of \$100,000,000; and
- b. appropriate funds of \$100,000,000 from Hospital Revenues.

BACKGROUND INFORMATION

Previous Action

On January 6, 2022, the Chancellor approved this project for Definition Phase.

Project Description

U. T. M. D. Anderson Cancer Center is preparing to construct a new inpatient bed tower to be located proximate to and interconnected with the institution's Main Building complex, on a site currently occupied by the Percy and Ruth Leggett Jones Basic Research Building, the Bates-Freeman research building, and the Anderson Central Building. The proposed Bed Tower Mobilization project will involve a multi-step approach to include the vacating of approximately 527,100 square feet of existing buildings and preparations for demolition. To consolidate science research laboratories and clinical support functions currently housed in the buildings to be demolished, approximately 400,000 gross square feet of space will be renovated in other facilities proximate to existing inpatient services and associated clinical science laboratories. The project will also include abating vacated spaces, facility modifications to accept connections for temporary bridges installed around the site for the future inpatient bed tower, and detailed analysis and planning to facilitate the decoupling of utility infrastructure in anticipation of future building demolition.

This proposed repair and rehabilitation project has been approved by U. T. System staff and meets the criteria for inclusion in the CIP. Design development plans and authorization of expenditure of funding will be presented to the President for approval at a later date. Pursuant to a Memorandum of Understanding effective September 1, 2020, U. T. M. D. Anderson Cancer Center has delegated authority for institutional management of construction projects under the continued oversight of the Office of Capital Projects.

**The University of Texas M. D. Anderson Cancer Center  
Bed Tower Mobilization**

**Project Information**

Project Number	703-1393
CIP Project Type	Repair and Rehabilitation
Facility Type	Other
Management Type	Institutional Management
Institution's Project Advocate	Kent Postma, VP for Ambulatory Operations and Clinical Infrastructure Development Philip Jones, Ph.D., VP for Therapeutics Discovery Division and Research Strategy and Operations
Project Delivery Method	Construction Manager-at-Risk, various
Gross Square Feet (GSF)	400,000

**Project Funding**

Hospital Revenues	<u>Proposed</u> <u>\$100,000,000</u>
Total Project Cost	\$100,000,000

**Project Cost Detail**

	Cost
Building Cost	\$68,437,500
Fixed Equipment	1,000,000
Site Development	-
Furniture and Moveable Equipment	7,200,000
Institutionally Managed Work	100,000
Architectural/Design Services	6,500,000
Project Management	3,500,000
CIP Support Services	-
Insurance	1,462,500
Other Professional Fees	1,800,000
Project Contingency	10,000,000
Other Costs	-
<b>Total Project Cost</b>	<b>\$100,000,000</b>

**Project Planning**

Definition Phase Completed	Yes
Owner's Project Requirements	Yes
Basis of Design	Yes
Schematic Design	Yes
Detailed Cost Estimate	Yes



**The University of Texas M. D. Anderson Cancer Center  
Bed Tower Mobilization**  
(continued)

**Project Milestones**

Definition Phase Approval	January 2022
Addition to CIP	May 2022
Design Development Approval	January 2023
Construction Notice to Proceed	June 2023
Substantial Completion	September 2027
Final Completion	October 2027

**4. U. T. M. D. Anderson Cancer Center: Renovate T. Boone Pickens Academic Tower - Floors 20 and 21 - Amendment of the current Capital Improvement Program to include project; approval of total project cost; and appropriation of funds**

RECOMMENDATION

The Chancellor concurs with the recommendation of the Executive Vice Chancellor for Health Affairs, the Executive Vice Chancellor for Business Affairs, and the institutional president that the U. T. System Board of Regents amend the current Capital Improvement Program (CIP) to include the Renovate T. Boone Pickens Academic Tower - Floors 20 and 21 project at The University of Texas M. D. Anderson Cancer Center as follows:

- a. amend the current CIP and approve a total project cost of \$17,000,000; and
- b. appropriate funds of \$17,000,000 from Hospital Revenues.

BACKGROUND INFORMATION

Previous Action

On October 1, 2019, the Chancellor approved this project for Definition Phase.

Project Description

U. T. M. D. Anderson Cancer Center is preparing to construct a new inpatient bed tower to be located proximate to and interconnected with the institution's Main Building complex on a site currently occupied by the Percy and Ruth Leggett Jones Basic Research Building, the Bates-Freeman research building, and the Anderson Central Building. The implementation of the Renovate T. Boone Pickens Academic Tower project is a key domino to support the new bed tower.

The proposed project includes the relocation of the Research Medical Library currently located on Floor 21 to the South Campus Education Building and the executive offices currently located on Floor 20 to move to the Mid Campus Building 1. The project will renovate Floors 20 and 21 in the T. Boone Pickens Academic Tower including the replacement of furniture, finishes, and infrastructure upgrades. The project will also include the modern refresh of public corridors, elevator lobbies and elevator cabs on Floors 1 - 21 of the building. The renovated space will be assigned for use as faculty and staff office space for departments that need to remain proximate to the Main Building complex and need additional space for growth.

This proposed repair and rehabilitation project has been approved by U. T. System staff and meets the criteria for inclusion in the CIP. Design development plans and authorization of expenditure of funding will be presented to the President for approval at a later date. Pursuant to a Memorandum of Understanding effective September 1, 2020, U. T. M. D. Anderson Cancer Center has delegated authority for institutional management of construction projects under the continued oversight of the Office of Capital Projects.

**The University of Texas M. D. Anderson Cancer Center  
Renovate T. Boone Pickens Academic Tower – Floors 20 and 21**

**Project Information**

Project Number	703-1289
CIP Project Type	Repair and Rehabilitation
Facility Type	Office, High Rise
Management Type	Institutional Management
Institution’s Project Advocate	Shibu Varghese, Sr. VP for People, Culture, and Infrastructure
Project Delivery Method	Construction Manager at Risk
Gross Square Feet (GSF)	101,000

**Project Funding**

Hospital Revenues	<u>Proposed</u> <u>\$17,000,000</u>
Total Project Cost	\$17,000,000

**Project Cost Detail**

	Cost
Building Cost	\$11,050,000
Fixed Equipment	-
Site Development	-
Furniture and Moveable Equipment	2,100,000
Institutionally Managed Work	250,000
Architectural/Design Services	1,250,000
Project Management	500,000
CIP Support Services	-
Insurance	100,000
Other Professional Fees	50,000
Project Contingency	1,700,000
Other Costs	-
<b>Total Project Cost</b>	<b>\$17,000,000</b>

**Project Planning**

Definition Phase Completed	Yes
Owner’s Project Requirements	Yes
Basis of Design	Yes
Schematic Design	Yes
Detailed Cost Estimate	Yes

**Project Milestones**

Definition Phase Approval	October 2019
Addition to CIP	May 2022
Design Development Approval	December 2022
Construction Notice to Proceed	February 2023
Substantial Completion	September 2023
Final Completion	November 2023

**5. U. T. M. D. Anderson Cancer Center: Finish Out Mid Campus Building 1 - Floors 23 and 24 - Amendment of the current Capital Improvement Program to include project; approval of total project cost; and appropriation of funds**

RECOMMENDATION

The Chancellor concurs in the recommendation of the Executive Vice Chancellor for Health Affairs, the Executive Vice Chancellor for Business Affairs, and the institutional president that the U. T. System Board of Regents amend the current Capital Improvement Program (CIP) to include the Finish Out Mid Campus Building 1 - Floors 23 and 24 project at The University of Texas M. D. Anderson Cancer Center as follows:

- a. amend the current CIP and approve a total project cost of \$48,000,000; and
- b. appropriate funds of \$48,000,000 from Hospital Revenues.

BACKGROUND INFORMATION

Previous Action

On May 29, 2019, the Chancellor approved this project for Definition Phase as the Mid-Campus 1 Building Phase 4 Levels 19-25 Build-Out project.

Project Description

U. T. M. D. Anderson Cancer Center is preparing to construct a new inpatient bed tower to be located proximate to and interconnected with the institution's Main Building complex on a site currently occupied by the Percy and Ruth Leggett Jones Basic Research Building, the Bates-Freeman research building, and the Anderson Central Building. The implementation of the Finish Out Mid Campus Building 1 project is a key domino to support the new bed tower.

As approved in 2019 for Definition Phase, the project anticipated the build-out (also referred to as finish out) of six floors of shell space based on the projected growth of the institution's workforce and need to vacate aging facilities. In response to the COVID-19 pandemic, U. T. M. D. Anderson Cancer Center has adapted workforce practices to allow members to work entirely remotely, work on-site one to two days per week, or on-site full time. As a result, the project was revised to include the finish out of two floors, approximately 60,000 gross square feet (GSF) of shell space within Mid Campus Building 1 and the re-organization, reallocation, and light to moderate renovation of approximately 1 million GSF within Mid Campus Building 1, the John Mendelsohn Faculty Center, the T. Boone Pickens Academic Tower, and the Dan L. Duncan Building to support the institution's remote and on-site administrative teams.

In addition, relocating administrative functions to these buildings from clinical areas, especially within the Main Building complex, will allow the institution to reclaim space to make better use of clinical facilities in the Main Building complex and to provide capacity for those departments being displaced from older buildings slated to be vacated. The project involves reviewing the allocation and use of space in these buildings with the goal of reorganizing and relocating occupants, as needed, to ensure efficient space utilization, positioning the institution to vacate key areas within the Main Building complex in preparation for the construction of a new inpatient bed tower.

This proposed repair and rehabilitation project has been approved by U. T. System staff and meets the criteria for inclusion in the CIP. Design development plans and authorization of expenditure of funding will be presented to the President for approval at a later date. Pursuant to a Memorandum of Understanding effective September 1, 2020, U. T. M. D. Anderson Cancer Center has delegated authority for institutional management of construction projects under the continued oversight of the Office of Capital Projects.

**The University of Texas M. D. Anderson Cancer Center  
Finish Out Mid Campus Building 1 – Floors 23 and 24**

**Project Information**

Project Number	703-1247
CIP Project Type	Repair and Rehabilitation
Facility Type	Office, High Rise
Management Type	Institutional Management
Institution’s Project Advocate	Shibu Varghese, Sr. VP for People, Culture, and Infrastructure
Project Delivery Method	Design/Build
Gross Square Feet (GSF)	1,060,000

**Project Funding**

Hospital Revenues	<u>Proposed</u> <u>\$48,000,000</u>
Total Project Cost	\$48,000,000

**Project Cost Detail**

	Cost
Building Cost	\$31,200,000
Fixed Equipment	-
Site Development	-
Furniture and Moveable Equipment	5,200,000
Institutionally Managed Work	100,000
Architectural/Design Services	4,800,000
Project Management	1,000,000
CIP Support Services	-
Insurance	750,000
Other Professional Fees	100,000
Project Contingency	4,800,000
Other Costs	50,000
<b>Total Project Cost</b>	<b>\$48,000,000</b>

**Project Planning**

Definition Phase Completed	Yes
Owner’s Project Requirements	Yes
Basis of Design	Yes
Schematic Design	Yes
Detailed Cost Estimate	Yes

**Project Milestones**

Definition Phase Approval	May 2019
Addition to CIP	May 2022
Design Development Approval	May 2022
Construction Notice to Proceed	September 2022
Substantial Completion	July 2023
Final Completion	July 2024

**6. U. T. M. D. Anderson Cancer Center: Champions Forest Facility - Amendment of the current Capital Improvement Program to include project; approval of total project cost; and appropriation of funds**

RECOMMENDATION

The Chancellor concurs in the recommendation of the Executive Vice Chancellor for Health Affairs, the Executive Vice Chancellor for Business Affairs, and the institutional president that the U. T. System Board of Regents amend the current Capital Improvement Program (CIP) to include the Champions Forest Facility project at The University of Texas M. D. Anderson Cancer Center as follows:

- a. amend the current CIP and approve a total project cost of \$35,000,000; and
- b. appropriate funds of \$35,000,000 from Hospital Revenues.

BACKGROUND INFORMATION

Previous Action

On July 5, 2021, the Chancellor approved this project for Definition Phase.

Project Description

The proposed project will renovate the recently acquired three-story facility to accommodate surgical, procedural and infusion services. The project is also expected to include construction of surface or above-grade parking. The acquisition and renovation will enable U. T. M. D. Anderson Cancer Center to enter the northwest Houston market and to shift appropriate surgical cases from the institution's Texas Medical Center campus to provide care for surgical and short stay patient nearer their homes.

This proposed repair and rehabilitation project has been approved by U. T. System staff and meets the criteria for inclusion in the CIP. Design development plans and authorization of expenditure of funding will be presented to the President for approval at a later date. Pursuant to a Memorandum of Understanding effective September 1, 2020, U. T. M. D. Anderson Cancer Center has delegated authority for institutional management of construction projects under the continued oversight of the Office of Capital Projects.

**The University of Texas M. D. Anderson Cancer Center  
Champions Forest Facility**

**Project Information**

Project Number 703-1355  
 CIP Project Type Repair and Rehabilitation  
 Facility Type Healthcare Facility, Clinic  
 Management Type Institutional Management  
 Institution’s Project Advocate Rosanna Morris, Chief Operating Officer  
 Project Delivery Method Design/Build  
 Gross Square Feet (GSF) 80,000  
 Surface Parking 94 spaces

**Project Funding**

Hospital Revenues	<u>Proposed</u> <u>\$35,000,000</u>
Total Project Cost	\$35,000,000

**Project Cost Detail**

	Cost
Building Cost	\$18,750,000
Fixed Equipment	-
Site Development	4,000,000
Furniture and Moveable Equipment	4,500,000
Institutionally Managed Work	100,000
Architectural/Design Services	3,000,000
Project Management	500,000
CIP Support Services	-
Insurance	600,000
Other Professional Fees	-
Project Contingency	3,550,000
Other Costs	-
<b>Total Project Cost</b>	<b>\$35,000,000</b>

**Project Planning**

Definition Phase Completed	Yes
Owner’s Project Requirements	Yes
Basis of Design	Yes
Schematic Design	Yes
Detailed Cost Estimate	Yes

**Project Milestones**

Definition Phase Approval	July 2021
Addition to CIP	May 2022
Design Development Approval	July 2022
Construction Notice to Proceed	October 2022
Substantial Completion	September 2023
Final Completion	October 2023



**7. U. T. M. D. Anderson Cancer Center: Replace UPS Systems - CPB Data Center - Amendment of the current Capital Improvement Program to include project; approval of total project cost; and appropriation of funds**

**RECOMMENDATION**

The Chancellor concurs with the recommendation of the Executive Vice Chancellor for Health Affairs, the Executive Vice Chancellor for Business Affairs, and the institutional president that the U. T. System Board of Regents amend the current Capital Improvement Program (CIP) to include the Replace UPS Systems - CPB Data Center project at The University of Texas M. D. Anderson Cancer Center as follows:

- a. amend the current CIP and approve a total project cost of \$11,000,000; and
- b. appropriate funds of \$11,000,000 from Hospital Revenues.

**BACKGROUND INFORMATION**

**Previous Action**

On February 20, 2020, the Chancellor approved this project for Definition Phase.

**Project Description**

The Cancer Prevention Building (CPB) Data Center, located in the Dan L. Duncan Building, is one of two production data centers for U. T. M. D. Anderson Cancer Center. Together this center and the data center located at the Mid Campus Building 1 provide high availability of systems so that the institution's clinical and administrative users have highly reliable IT service. The project will replace four uninterruptible power supply systems (UPS Systems) that are 16 years old. The project is expected to include modification to the electrical system, the air handling system, and space, as needed, to support the new UPS Systems. Implementation of this project is needed to maximize the amount of power and cooling available for this data center to allow for future growth in the information technology systems and to extend the life of this data center.

This proposed repair and rehabilitation project has been approved by U. T. System staff and meets the criteria for inclusion in the CIP. Design development plans and authorization of expenditure of funding will be presented to the President for approval at a later date. Pursuant to a Memorandum of Understanding effective September 1, 2020, U. T. M. D. Anderson Cancer Center has delegated authority for institutional management of construction projects under the continued oversight of the Office of Capital Projects.

**The University of Texas M. D. Anderson Cancer Center  
Replace UPS Systems – CPB Data Center**

**Project Information**

Project Number 703-1303  
 CIP Project Type Repair and Rehabilitation  
 Facility Type Utilities/Infrastructure  
 Management Type Institutional Management  
 Institution’s Project Advocate John Gillman, Director of IT Operations  
 Project Delivery Method Construction Manager at Risk  
 Gross Square Feet (GSF) 3,175

**Project Funding**

Hospital Revenues	<u>Proposed</u> <u>\$11,000,000</u>
Total Project Cost	\$11,000,000

**Project Cost Detail**

	Cost
Building Cost	\$8,700,000
Fixed Equipment	-
Site Development	-
Furniture and Moveable Equipment	-
Institutionally Managed Work	150,000
Architectural/Design Services	850,000
Project Management	250,000
CIP Support Services	-
Insurance	-
Other Professional Fees	280,000
Project Contingency	600,000
Other Costs	170,000
<b>Total Project Cost</b>	<b>\$11,000,000</b>

**Project Planning**

Definition Phase Completed	Yes
Owner’s Project Requirements	Yes
Basis of Design	Yes
Schematic Design	Yes
Detailed Cost Estimate	Yes

**Project Milestones**

Definition Phase Approval	February 2020
Addition to CIP	May 2022
Design Development Approval	July 2022
Construction Notice to Proceed	August 2022
Substantial Completion	December 2023
Final Completion	January 2024

**8. U. T. Southwestern Medical Center: Demolition of Paul M. Bass Administrative Complex - Amendment of the current Capital Improvement Program to include project; approval of total project cost; and appropriation of funds**

RECOMMENDATION

The Chancellor concurs in the recommendation of the Executive Vice Chancellor for Health Affairs, the Executive Vice Chancellor for Business Affairs, and the institutional president that the U. T. System Board of Regents amend the current Capital Improvement Program (CIP) to include the Demolition of Paul M. Bass Administrative Complex project at The University of Texas Southwestern Medical Center as follows:

- a. amend the current CIP and approve a total project cost of \$51,341,707; and
- b. appropriate funds of \$51,341,707 from Designated Funds.

BACKGROUND INFORMATION

Previous Action

On September 16, 2021, the Chancellor approved this project for Definition Phase.

Project Description

The Bass Administrative Complex is comprised of three towers and concourse connecting all three buildings. The proposed project includes the complete demolition, removal, site restoration, and hazmat abatement for all three towers and concourse connections, approximately 1,053,000 gross square foot. Two of the three towers to be demolished are more than 50 years old and require significant annual maintenance. Scope also includes relocation of existing fiber and salvage of all assets in the buildings.

Approximately 80% of the occupants in the complex have been relocated or soon will be relocated to leased space off campus or renovated space on campus with the rest of the moves completed by early fall. The demolition will provide the needed land for expansion of clinical services and future growth as further described in the institution's campus master plan.

This proposed repair and rehabilitation project has been approved by U. T. System staff and meets the criteria for inclusion in the CIP. Demolition plans and authorization of expenditure of funding will be presented to the President for approval at a later date. Pursuant to a Memorandum of Understanding effective September 1, 2020 U. T. Southwestern Medical Center has delegated authority of institutional management of construction projects under the continued oversight of the Office of Capital Projects.

**The University of Texas Southwestern Medical Center  
Demolition of Paul M. Bass Administrative Complex**

**Project Information**

Project Number	303-1391
CIP Project Type	Repair and Rehabilitation
Facility Type	Office, High Rise
Management Type	Institutional Management
Institution's Project Advocate	Juan Guerra, VP, Facilities Management
Project Delivery Method	Construction Manager-at-Risk
Gross Square Feet (GSF)	1,053,004

**Project Funding**

Designated Funds	<u>Proposed</u> <u>\$51,341,707</u>
Total Project Cost	\$51,341,707

**Project Cost Detail**

	Cost
Building Cost	-
Fixed Equipment	-
Site Development – Demolition of Existing Facility	\$45,267,423
Furniture and Moveable Equipment	-
Institutionally Managed Work	-
Architectural/Design Services	1,876,088
Project Management	1,252,751
CIP Support Services	-
Insurance	-
Other Professional Fees	-
Project Contingency	3,767,796
Other Costs	430,400
<b>Total Project Cost</b>	<b>\$51,341,707</b>

**Project Planning**

Definition Phase Completed	Yes
Owner's Project Requirements	Yes
Basis of Design	Yes
Schematic Design	Yes
Detailed Cost Estimate	Yes

**Project Milestones**

Definition Phase Approval	September 2021
Addition to CIP	May 2022
Design Development Approval	June 2022
Construction Notice to Proceed	July 2022
Substantial Completion	December 2023
Final Completion	January 2024

**9. U. T. Medical Branch - Galveston: Texas Department of Criminal Justice Infirmatry - Amendment of the current Capital Improvement Program to include project; approval of total project cost; and appropriation of funds**

RECOMMENDATION

The Chancellor concurs in the recommendation of the Executive Vice Chancellor for Health Affairs, the Executive Vice Chancellor for Business Affairs, and the institutional president that the U. T. System Board of Regents amend the current Capital Improvement Program (CIP) to include the Texas Department of Criminal Justice (TDCJ) Infirmatry project at the University of Texas Medical Branch - Galveston as follows:

- a. amend the current CIP and approve a total project cost of \$18,700,000; and
- b. appropriate funds of \$18,700,000 from Hospital Revenues.

BACKGROUND INFORMATION

Previous Action

On March 17, 2021, the Chancellor approved this project for Definition Phase.

Project Description

UTMB's TDCJ Hospital Galveston encompasses a 138-bed acute care inpatient facility. To function properly and support the inpatient clinical care needs of the TDCJ prison population, inpatients must be discharged both promptly and safely. Currently, Hospital Galveston physicians cannot discharge inpatients in a timely manner due to a lack of adequate infirmatry bed capacity across TDCJ. To mitigate this backlog, UTMB will repurpose existing space in the John Sealy Annex North Building adjacent to Hospital Galveston, allowing for safe and restricted patient transport between the two buildings. The additional infirmatry space will facilitate discharges from Hospital Galveston and help ensure adequate inpatient bed capacity to continue accepting new TDCJ admissions.

The proposed project will renovate the second and third floors of the John Sealy Annex North Building to create 58 private/semi-private infirmatry beds for TDCJ patients. The project will also provide support space for staff and clinicians to operate the unit effectively, implement updated security, update mechanical systems, provide emergency power, and provide recreational and rehabilitation areas within the unit for the patients.

This proposed repair and rehabilitation project has been approved by U. T. System staff and meets the criteria for inclusion in the CIP. Design development plans and authorization of expenditure of funding will be presented to the President for approval at a later date. Pursuant to a Memorandum of Understanding effective September 1, 2020, UTMB has delegated authority for institutional management of construction projects under the continued oversight of the Office of Capital Projects.

**The University of Texas Medical Branch at Galveston  
Texas Department of Criminal Justice Infirmery**

**Project Information**

Project Number	601-1351
CIP Project Type	Repair and Rehabilitation
Facility Type	Other
Management Type	Institutional Management
Institution's Project Advocate	Timothy J. Harlin, EVP/CEO, UTMB Health System
Project Delivery Method	Construction Manager-at-Risk
Gross Square Feet (GSF)	30,208

**Project Funding**

Hospital Revenues	<u>Proposed</u> <u>\$18,700,000</u>
Total Project Cost	\$18,700,000

**Project Cost Detail**

	Cost
Building Cost	\$13,058,000
Fixed Equipment	-
Site Development	-
Furniture and Moveable Equipment	2,150,000
Institutionally Managed Work	442,000
Architectural/Design Services	1,395,000
Project Management	697,510
CIP Support Services	-
Insurance	260,000
Other Professional Fees	-
Project Contingency	697,490
Other Costs	-
<b>Total Project Cost</b>	<b>\$18,700,000</b>

**Project Planning**

Definition Phase Completed	Yes
Owner's Project Requirements	Yes
Basis of Design	Yes
Schematic Design	Yes
Detailed Cost Estimate	Yes

**Project Milestones**

Definition Phase Approval	March 2021
Addition to CIP	May 2022
Design Development Approval	August 2022
Construction Notice to Proceed	January 2023
Substantial Completion	January 2024
Final Completion	February 2025

10. **U. T. Health Science Center - San Antonio: Brain Health Building, Home of the Biggs Institute for Alzheimer's and Neurodegenerative Diseases - Parking Garage - Amendment of the current Capital Improvement Program to include project**

RECOMMENDATION

The Chancellor concurs in the recommendation of the Executive Vice Chancellor for Health Affairs, the Executive Vice Chancellor for Business Affairs, and the institutional president that the U. T. System Board of Regents amend the current Capital Improvement Program (CIP) to include the Brain Health Building, Home of the Biggs Institute for Alzheimer's and Neurodegenerative Diseases - Parking Garage project at The University of Texas Health Science Center at San Antonio.

BACKGROUND INFORMATION

Previous Action

On February 28, 2022, the Chancellor approved this project for Definition Phase.

Project Description

The Brain Health Building, Home of the Biggs Institute for Alzheimer's and Neurodegenerative Diseases project is a multi-phased project that includes the Brain Health Building, a research science building, and a parking garage. The proposed parking garage will be near the proposed site for the Brain Health Building, currently a surface lot that accommodates 265 parking spaces. It is critical that the parking garage begin ahead of the Brain Health Building and research science building to accelerate its overall construction schedule and to minimize parking disruption.

The new garage will provide approximately 500 parking spaces, which will create a total net gain of 235 spaces. This net gain will continue to accommodate the robust growth in the clinical enterprise at the Medical Arts Research Center, along with growth from the new research buildings.

This proposed project has been approved by U. T. System staff and meets the criteria for inclusion in the CIP. Approval of design development plans and authorization of expenditure of funding will be presented to the Board for approval at a later date. Pursuant to a Memorandum of Understanding effective September 1, 2020, U. T. Health Science Center - San Antonio has delegated authority of institutional management of construction projects under the continued oversight of the Office of Capital Projects.

**The University of Texas Health Science Center at San Antonio  
Brain Health Building, Home of the Biggs Institute for Alzheimer’s and  
Neurodegenerative Diseases - Parking Garage**

**Project Information**

Project Number	402-1351 B
CIP Project Type	New Construction
Facility Type	Parking Garage
Management Type	Institutional Management
Institution’s Project Advocate	James D. Kazen, Executive VP of Capital Projects
Project Delivery Method	Construction Manager-at-Risk
Gross Square Feet (GSF)	189,280
Parking Garage Spaces	500

**Project Funding**

Revenue Financing System Bond Proceeds <sup>1</sup>	<u>Proposed</u> <u>\$20,000,000</u>
Total Project Cost	<u>\$20,000,000</u>

<sup>1</sup> Revenue Financing System (RFS) Bond Proceeds to be repaid from excess reserves

**Project Cost Detail**

	Cost
Building Cost	
Parking Garage	\$14,104,508
Fixed Equipment	499,034
Site Development	896,458
Furniture and Moveable Equipment	-
Institutionally Managed Work	400,000
Architectural/Design Services	1,050,000
Project Management	676,000
CIP Support Services	125,000
Insurance	357,125
Other Professional Fees	360,000
Project Contingency	1,431,875
Other Costs	100,000
<b>Total Project Cost</b>	<b>\$20,000,000</b>

**Building Cost per GSF Benchmarks (escalated to midpoint of construction)**

Brain Health Building Parking Garage	\$28,209
Regional Median Parking Cost Data	\$25,817
	Low Quartile
Other U. T. System Projects	\$16,696
	Median
Other National Projects	\$30,369
	High Quartile
	\$22,834
	\$42,461

**Investment Metrics**

- Increase total net parking spaces by 235 spaces by 2024



**The University of Texas Health Science Center at San Antonio  
Brain Health Building, Home of the Biggs Institute for Alzheimer's and  
Neurodegenerative Diseases - Parking Garage**

(continued)

**Project Planning**

Definition Phase Completed	Yes
Owner's Project Requirements	Yes
Basis of Design	Yes
Schematic Design	Yes
Detailed Cost Estimate	Yes

**Project Milestones**

Definition Phase Approval	February 2022
Addition to CIP	May 2022
Design Development Approval	November 2022
Construction Notice to Proceed	January 2023
Substantial Completion	January 2025
Final Completion	February 2025

**Basis of Design**

The planned building life expectancy includes the following elements:

Enclosure: 30 years  
Building Systems: 25 years  
Interior Construction: N/A

**11. U. T. Austin: Marine Science Institute Rebuild - Amendment of the current Capital Improvement Program to increase total project cost; approval to revise funding sources; and appropriation of funds**

RECOMMENDATION

The Chancellor concurs in the recommendation of the Executive Vice Chancellor for Academic Affairs, the Executive Vice Chancellor for Business Affairs, and the institutional president that the U. T. System Board of Regents approve the recommendations for the Marine Science Institute Rebuild project at The University of Texas at Austin as follows:

- a. amend the current CIP to increase the total project cost from \$30,000,000 to \$55,975,000;
- b. . revise funding sources to include Other Grants, Available University Fund (AUF), Gifts, and Designated Funds; and
- c. appropriate funds for the increased \$25,975,000 with funding of an additional \$6,700,000 from Private Insurance Claims, \$20,035,000 from Other Grants, \$1,300,000 from AUF, \$1,000,000 from Gifts, and \$740,000 from Designated Funds and reduce funding from Permanent University Fund (PUF) Bond Proceeds by \$3,800,000.

BACKGROUND INFORMATION

Previous Actions

On March 19, 2018, the project was included in the CIP with a total project cost of \$30,000,000 with funding of \$16,500,000 from PUF Bond Proceeds, \$10,500,000 from Private Insurance Claims, and \$3,000,000 from a FEMA Grant. On June 12, 2018, the president approved the design development plans and authorized expenditure of funds.

Project Description

Hurricane Harvey made landfall at Port Aransas on August 25, 2017, leaving a path of destruction in its wake. The edge of the eye wall passed directly over the Marine Science Institute (MSI) at Port Aransas with Category 4 winds surpassing 136 mph. The MSI and the Fisheries and Mariculture Laboratory (FAML) campuses sustained significant damage. Most of the roofing failed; laboratories and offices were inundated with water; and the student housing was severely damaged. In addition, two days after the storm, a drilling ship that broke its moorings destroyed the research pier and instrument house that had survived the storm. The original project brought the MSI up to full operation by replacing damaged roofs and mechanical systems. Various rebuilding projects have included interior and exterior restoration of numerous buildings, rebuilding of the pier, and replacement of student housing.

The proposed increase in total project cost will include revised scope with the goal of increased hardening of the buildings, taking advantage of having a contractor on site with other issues,

increased complexity, and the addition of beds to the Estuarine Research Center Dormitory. Additional factors contributing to the increase cost include building to costal windstorm codes, use of sustainable materials, and widening gap in the construction workforces available in this coastal bend region of Texas.

MSI is the oldest and most significant marine research facility on the Texas coast. MSI is dedicated to the three central functions of a major university; research, education, and outreach, as they apply to the Texas coastal zone and other marine environments. MSI's main campus is located on 72 acres of beach-front land, at the mouth of the Aransas Channel and the shores of the Gulf of Mexico. The FAML campus is a mile west of the main campus on 10 acres adjacent to the ship channel.

Pursuant to a May 10, 2017, Board of Regents approval, effective September 1, 2017, U. T. Austin has delegated authority for institutional management of construction projects under the continued oversight of the Office of Capital Projects.

**The University of Texas at Austin  
Marine Science Institute (MSI) Rebuild**

**Project Information**

Project Number	102-1172
CIP Project Type	Repair and Rehabilitation
Facility Type	Multiple Types
Management Type	Institutionally Managed
Institution's Project Advocates	Dr. Andreas Matouschek, Associate Dean and Professor in the College of Natural Sciences
Project Delivery Method	Construction Manager-at-Risk
Gross Square Feet (GSF)	239,775

**Project Funding**

	<u>Current</u>	<u>Proposed</u>
Permanent University Fund Bond Proceeds <sup>1</sup>	\$ 16,500,000	\$12,700,000
Private Insurance Claims	\$ 10,500,000	17,200,000
FEMA Grant	\$ 3,000,000	3,000,000
Other Grants <sup>2</sup>	0	20,035,000
Available University Fund Gifts <sup>3</sup>	0	1,300,000
Designated Funds	0	740,000
Total Project Cost	<u>\$ 30,000,000</u>	<u>\$55,975,000</u>

<sup>1</sup>PUF approved at Addition to the CIP in March 2018

<sup>2</sup>Various awards and State funding

<sup>3</sup>Gifts are in hand

**Project Cost Detail**

	Cost
Building Cost (Total)	\$41,375,000
MSI – New Construction	10,825,000
MSI – Repair and Rehabilitation	30,550,000
Fixed Equipment	2,581,000
Site Development	1,411,000
Furniture and Moveable Equipment	3,146,000
Institutionally Managed Work	97,000
Architectural/Design Services	3,868,000
Project Management	512,000
CIP Support Services	-
Insurance	-
Other Professional Fees	845,000
Project Contingency	2,115,000
Other Costs	25,000
Total Project Cost	\$55,975,000

**The University of Texas at Austin  
Marine Science Institute (MSI) Rebuild**  
(continued)

**Project Milestones**

Definition Phase Approval	N/A
Addition to CIP	March 2018
Design Development Approval	June 2018
Construction Notice to Proceed	November 2017
Substantial Completion	May 2024
Final Completion	June 2024



**TABLE OF CONTENTS  
THE UNIVERSITY OF TEXAS SYSTEM BOARD OF REGENTS  
CONSENT AGENDA**

**Committee and Board Meetings:**  
May 4 - 5, 2022  
Austin, Texas

		<b>Page</b>
<b>MEETING OF THE BOARD</b>		
1.	Minutes - <b>U. T. System Board of Regents:</b> Approval of Minutes of the regular meeting held February 23-24, 2022; and the special called meeting held March 21, 2022	<b>154</b>
<b>AUDIT, COMPLIANCE, AND RISK MANAGEMENT COMMITTEE</b>		
No items for Consent Agenda		
<b>FINANCE AND PLANNING COMMITTEE</b>		
No items for Consent Agenda		
<b>ACADEMIC AFFAIRS COMMITTEE</b>		
2.	Report - <b>U. T. System Academic Institutions:</b> Fiscal Year 2021 Post-Tenure Review	<b>155</b>
3.	Employment Agreement - <b>U. T. Arlington:</b> Approval of terms of Employment Agreement with Jennifer Cowley, Ph.D., as President of The University of Texas at Arlington	<b>157</b>
4.	Employment Agreement - <b>U. T. Arlington:</b> Approval of amendment to terms of Employment Agreement for current Head Women's Basketball Coach Shereka Wright	<b>160</b>
5.	Contract (funds coming in and going out) - <b>U. T. Austin:</b> Amendment to Academic and Educational Experience Director Services Agreement between Ascension Seton, the University of Texas at Austin on behalf of the Dell Medical School, and ESP Payroll Services, P.A.	<b>161</b>
6.	Contract (funds going out) - <b>U. T. Austin:</b> Kellermeyer Bergensons Custodial Services, LLC, to provide custodial services	<b>162</b>
7.	Contract (funds going out) - <b>U. T. Austin:</b> Phoenix 1 Construction and Restoration Ltd., to provide construction services at Battle Hall and the West Mall Building	<b>162</b>
8.	Foreign Contract (funds going out) - <b>U. T. Austin:</b> Agreement for loan of art with the Asociación Museo de Arte de Lima and with the Peru Ministry of Culture	<b>163</b>
9.	Request for Budget Change - <b>U. T. Austin:</b> Tenure Appointments -- amendment to the 2021-2022 budget	<b>163</b>

	<b>Page</b>
10. Employment Agreement - <b>U. T. Austin:</b> Approval of amendment to terms of Employment Agreement for current Assistant Football Coach Jeff Banks	<b>164</b>
11. Employment Agreement - <b>U. T. Austin:</b> Approval of amendment to terms of Employment Agreement for current Assistant Football Coach Bo Davis	<b>165</b>
12. Employment Agreement - <b>U. T. Austin:</b> Approval of amendment to terms of Employment Agreement for current Assistant Football Coach Blake Gideon	<b>166</b>
13. Employment Agreement - <b>U. T. Austin:</b> Approval of amendment to terms of Employment Agreement for current Assistant Football Coach Terry Joseph	<b>167</b>
14. Employment Agreement - <b>U. T. Austin:</b> Approval of amendment to terms of Employment Agreement for current Assistant Football Alan Jacob (A.J.) Milwee	<b>168</b>
15. Employment Agreement - <b>U. T. Austin:</b> Approval of amendment to terms of Employment Agreement for current Director of Football Performance Torre Becton	<b>169</b>
16. Employment Agreement - <b>U. T. Austin:</b> Approval of amendment to terms of Employment Agreement for current Co-Defensive Coordinator/Inside Linebackers Football Coach Jeff Choate	<b>170</b>
17. Sale of Surplus Property - <b>U. T. Austin:</b> Authorization to sell Orbitrap Exploris 120 Basic Spectrometer and Merkur Countkit NA-Type K	<b>171</b>
18. Employment Agreement - <b>U. T. El Paso:</b> Approval of terms of new Employment Agreement for current Head Football Coach Dana Dimel	<b>172</b>
19. Employment Agreement - <b>U. T. El Paso:</b> Approval of terms of new Employment Agreement for Head Women's Volleyball Coach Benjamin K. Wallis as Head Women's Volleyball and Beach Volleyball Coach	<b>175</b>
20. License - <b>U. T. El Paso:</b> Authorization to enter into a license with Crown Castle Fiber LLC, a New York limited liability company, to manage the third-party placement, construction, maintenance, and operation of telecommunications fiber, conduit, cellular, distributed antenna, and small cell antenna systems to provide wireless communications on the main campus	<b>177</b>
21. Contract (funds coming in) - <b>U. T. Permian Basin:</b> Contract for operation of Science, Technology, Engineering, and Math (STEM) Academy with Ector County Independent School District	<b>178</b>
22. Contract (funds going out) - <b>U. T. Permian Basin:</b> ASM Global to provide management services for operations of Wagner Noel Performing Arts Center	<b>178</b>
23. Contract (funds coming in) - <b>U. T. Permian Basin:</b> Agreement with Peak Sports MGMT for athletic sponsorship, advertising sales, and ticket sales	<b>179</b>
24. Contract (funds coming in) - <b>U. T. Rio Grande Valley:</b> Agreement with Pepsi Co Bottling Group LLC to provide exclusive beverage vending and pouring rights	<b>179</b>

	<b>Page</b>
25. Lease - <b>U. T. Rio Grande Valley</b> : Authorization to ground lease approximately 0.22 acres of land and make improvements on property located at 2701 South Ware Road, McAllen, Hidalgo County, Texas, also known as Champion Lakes Golf Course, from the City of McAllen, Texas, for mission-related uses, including athletic programming; and finding of a public purpose	<b>180</b>
26. Purchase - <b>U. T. Rio Grande Valley</b> : Authorization to purchase approximately 6.96 acres of mostly vacant land, comprised of three parcels to include a parcel at the 400 Block of North Sixth Avenue, a portion of the 400 Block of North Seventh Avenue, and a parcel consisting of four contiguous residential lots with a street address of 598 West Lovett Street, Edinburg, Hidalgo County, Texas, from the Edinburg Consolidated Independent School District, for future campus expansion; and possible exchange of a vacant tract of land located between North Sixth Avenue, West Kuhn Street, West Peter Street, and the Union Pacific Railroad	<b>181</b>
27. Request for Budget Change - <b>U. T. San Antonio</b> : Transfer \$2,585,400 from Auxiliary Funds to Plant Funds for renovations to Chisolm Hall Dormitory (RBC No. 11734) -- amendment to the 2021-2022 budget	<b>182</b>
28. Request for Budget Change - <b>U. T. San Antonio</b> : Transfer \$9,900,000 from Auxiliary Funds to Plant Funds for classroom improvement project; funded by HEERF Lost Revenue funding received (RBC No. 11735) -- amendment to the 2021-2022 budget	<b>182</b>
29. Request for Budget Change - <b>U. T. San Antonio</b> : New Hire with Tenure -- amendment to the 2021-2022 budget	<b>182</b>
30. Lease - <b>U. T. San Antonio</b> : Authorization to lease approximately 14,440 square feet of space in Building 940, 638 Davy Crockett Road, San Antonio, Bexar County, Texas, from the Port Authority of San Antonio, for mission use, including research and education in support of cybersecure manufacturing and automation	<b>183</b>
31. Logo - <b>U. T. Tyler</b> : Proposed updated branding mark (logo) for athletic and student events	<b>184</b>
<b>HEALTH AFFAIRS COMMITTEE</b>	
32. Report - <b>U. T. System Health Institutions</b> : Fiscal Year 2021 Post-Tenure Review	<b>189</b>
33. Contract (funds coming in) - <b>U. T. Southwestern Medical Center</b> : Academic Affiliation Agreement with Texas Health Resources	<b>191</b>
34. Lease - <b>U. T. Medical Branch - Galveston</b> : Authorization to extend the lease of approximately 11,418 square feet of space located at 3737-3743 Red Bluff Drive, Harris County, Pasadena, Texas, from TriCal Commercial Investments, LLC, for medical office use	<b>192</b>
35. Lease - <b>U. T. Health Science Center - Houston</b> : Authorization to lease approximately 73,250 square feet of space at 1836 San Jacinto Street, Austin, Travis County, Texas, from the Employee Retirement System of Texas, for mission uses	<b>193</b>



	<b>Page</b>
36. Contract (funds coming in) - <b>U. T. Health Science Center - San Antonio</b> : To provide comprehensive professional medical services, administrative support, and non-emergency, and emergency coverage services for Bexar County Hospital District, dba University Health System	<b>195</b>
37. Contract (funds coming in) - <b>U. T. Health Science Center - San Antonio</b> : Standard hospital operational agreement utilized to continue to incentivize improved quality metrics regarding the performance of comprehensive professional medical services for Bexar County Hospital District, dba University Health System	<b>196</b>
38. Contract (funds coming in) - <b>U. T. Health Science Center - San Antonio</b> : To provide comprehensive physician administrative support services for Bexar County Hospital District, dba University Health System	<b>196</b>
39. Contract (funds coming in) - <b>U. T. Health Science Center - San Antonio</b> : To provide comprehensive administrative support services for Bexar County Hospital District, dba University Health System	<b>197</b>
40. Contract (funds coming in) - <b>U. T. Health Science Center - San Antonio</b> : To provide comprehensive medical care of newborns that require hospitalization at University Hospital, dba Bexar County Hospital District	<b>197</b>
41. Request for Budget Change - <b>U. T. Health Science Center - San Antonio</b> : New Hires with Tenure -- amendment to the 2021-2022 budget	<b>198</b>
42. Contract (funds going out) - <b>U. T. M. D. Anderson Cancer Center</b> : Aramark Healthcare Support Services, LLC, to deliver retail food and nutrition operational base management services	<b>198</b>
43. Contract (funds going out) - <b>U. T. M. D. Anderson Cancer Center</b> : Amendment to Agreement with Protiviti, Inc., to provide accounting and financial reporting personnel	<b>199</b>
44. Request for Budget Change - <b>U. T. M. D. Anderson Cancer Center</b> : New Hires with Tenure -- amendment to the 2021-2022 budget	<b>200</b>

**FACILITIES PLANNING AND CONSTRUCTION COMMITTEE**

No items for Consent Agenda

## MEETING OF THE BOARD

1. Minutes - U. T. System Board of Regents: Approval of Minutes of the regular meeting held February 23-24, 2022; and the special called meeting held March 21, 2022

## AUDIT, COMPLIANCE, AND RISK MANAGEMENT COMMITTEE

No items for Consent Agenda

## FINANCE AND PLANNING COMMITTEE

No items for Consent Agenda

**ACADEMIC AFFAIRS COMMITTEE**

2. **Report - U. T. System Academic Institutions: Fiscal Year 2021 Post-Tenure Review**

In accordance with *Texas Education Code* Section 51.942 and Regents' *Rules and Regulations*, Rule 31102, the following report on the Fiscal Year 2021 post-tenure review for the U. T. System academic institutions is provided by the Executive Vice Chancellor for Academic Affairs.

During Fiscal Year 2021, 406 tenured faculty members at the eight academic institutions with tenured faculty were subject to post-tenure review. Of the 406 faculty members reviewed, 200 or 49.3% were evaluated as Exceeds Expectations; 194 or 47.8% were evaluated as Meets Expectations; 11 or 2.7% received Does Not Meet Expectations; and 1 or 0.2% received an Unsatisfactory evaluation. Twenty-two faculty members retired or resigned before their post-tenure reviews. Nine faculty members received extensions related to COVID-19 or other extenuating circumstances.

The following summary tables provide additional details of the post-tenure review results for Academic Year 2020-2021.

**Summary of Post-Tenure Review Results**

	Total Actually Reviewed	Total Exceeding Expectations	Total Meets Expectations	Total Does Not Meet Expectations	Total Unsatisfactory	Decided to Retire or Resign Before Review	Granted Extension
UTA	40	16	23	1	0	1	0
UTAUS	149	72	73	4	0	11	0
UTD	50	22	28	0	0	1	1
UTEP	41	16	23	1	1	4	1
UTPB	6	0	6	0	0	0	0
UTRGV	55	37	14	4	0	4	0
UTSA	47	25	21	1	0	1	7
UTT	18	12	6	0	0	0	0
Total	406	200	194	11	1	22	9

**Post-Tenure Review Results by Gender**

	Actually Reviewed		Exceeding Expectations		Meets Expectations		Does Not Meet Expectations		Unsatisfactory		Decided to Retire or Resign Before Review	
	Male	Female	Male	Female	Male	Female	Male	Female	Male	Female	Male	Female
UTA	32	8	11	5	20	3	1	0	0	0	1	0
UTAUS	101	48	45	27	54	19	2	2	0	0	10	1
UTD	42	8	17	5	25	3	0	0	0	0	1	0
UTEP	31	10	8	8	21	2	1	0	1	0	3	1
UTPB	5	1	0	0	5	1	0	0	0	0	0	0
UTRGV	42	13	29	8	9	5	4	0	0	0	2	2
UTSA	37	10	22	3	14	7	1	0	0	0	1	0
UTT	12	6	7	5	5	1	0	0	0	0	0	0
Total	302	104	139	61	153	41	9	2	1	0	18	4

**Post-Tenure Review Results by Ethnicity**

	Total Actually Reviewed					Exceeds Expectations				
	White	Black	Hispanic	Asian	Other	White	Black	Hispanic	Asian	Other
UTA	18	2	3	16	1	8	1	1	6	0
UTAUS	108	5	17	16	3	52	3	9	6	2
UTD	28	0	1	21	0	14	0	0	8	0
UTEP	16	0	15	9	1	7	0	3	6	0
UTPB	5	0	0	1	0	0	0	0	0	0
UTRGV	25	0	8	16	6	20	0	4	10	3
UTSA	25	1	6	14	1	16	0	2	6	1
UTT	12	1	0	5	0	8	1	0	3	0
Total	237	9	50	98	12	125	5	19	45	6

	Meets Expectations					Does Not Meet Expectations				
	White	Black	Hispanic	Asian	Other	White	Black	Hispanic	Asian	Other
UTA	10	1	1	10	1	0	0	1	0	0
UTAUS	54	1	8	10	0	2	1	0	0	1
UTD	14	0	1	13	0	0	0	0	0	0
UTEP	7	0	12	3	1	1	0	0	0	0
UTPB	5	0	0	1	0	0	0	0	0	0
UTRGV	3	0	3	5	3	2	0	1	1	0
UTSA	8	1	4	8	0	1	0	0	0	0
UTT	4	0	0	2	0	0	0	0	0	0
Total	105	3	29	52	5	6	1	2	1	1

	Unsatisfactory					Decided to Retire/Resign Before Review				
	White	Black	Hispanic	Asian	Other	White	Black	Hispanic	Asian	Other
UTA	0	0	0	0	0	1	0	0	0	0
UTAUS	0	0	0	0	0	9	0	1	1	0
UTD	0	0	0	0	0	1	0	0	0	0
UTEP	1	0	0	0	0	3	0	1	0	0
UTPB	0	0	0	0	0	0	0	0	0	0
UTRGV	0	0	0	0	0	3	0	1	0	0
UTSA	0	0	0	0	0	0	1	0	0	0
UTT	0	0	0	0	0	0	0	0	0	0
Total	1	0	0	0	0	17	1	3	1	0

**PRESENT STATUS OF EACH REVIEW THAT DOES NOT MEET EXPECTATIONS:**

**U. T. Arlington:** Working with Chair to create performance plan and offer necessary support to faculty member.

**U. T. Austin:** Department Chairs and Deans will monitor performance each year and provide feedback through the Annual Review process.

**U. T. El Paso:** Dean is conferring with Chair regarding a plan and whether faculty member requires additional support to meet expectations.

**U. T. Rio Grande Valley:** For three of the four faculty members, the Department Chairs will continue to monitor faculty members and provide additional guidance as needed. Annual reviews are being conducted in order to ensure the faculty members are making significant progress in these areas. The fourth faculty member has since separated and ended employment at U. T. Rio Grande Valley.

**PRESENT STATUS OF EACH REVIEW THAT IS UNSATISFACTORY:**

**U. T. El Paso:** Dean will discuss options with Provost.

3. Employment Agreement - U. T. Arlington: Approval of terms of Employment Agreement with Jennifer Cowley, Ph.D., as President of The University of Texas at Arlington

The following agreement has been approved by the Chancellor and Executive Vice Chancellor for Academic Affairs, has been signed by Dr. Cowley and is recommended for approval by the U. T. System Board of Regents. Terms of employment under this agreement are subject to Regents' *Rules and Regulations*, Rules 10501 and 20201, and *Texas Education Code*, Section 51.948.

Item:	President
Funds:	\$600,000 annually
Period:	Beginning April 28, 2022
Description:	Agreement for employment of Dr. Jennifer Cowley, as President of The University of Texas at Arlington. The President reports to the Chancellor and shall hold office without fixed term, subject to the pleasure of the Chancellor following input by the Executive Vice Chancellor for Academic Affairs and approval by the Board of Regents. During her Presidency, Dr. Cowley will hold an appointment as Professor, with Tenure, in the Department of Public Affairs and Planning at The University of Texas at Arlington without compensation. The employment agreement is on the following pages.



THE UNIVERSITY of TEXAS SYSTEM  
THIRTEEN INSTITUTIONS. UNLIMITED POSSIBILITIES.

Office of the Chancellor  
210 West 7th Street  
Austin, Texas 78701-2982  
512-499-4201  
[www.utssystem.edu](http://www.utssystem.edu)

February 3, 2022

Dr. Jennifer Cowley



Dear Dr. Cowley:

On behalf of the Board of Regents of The University of Texas System, I am pleased to offer you the position of President of The University of Texas at Arlington, effective April 28, 2022. Your annual salary will be \$600,000, and you will receive a one-time award of \$25,000, less any applicable taxes, for transitional expenses.

As of April 28, 2022, you will also be appointed as a tenured Professor in UTA's Department of Public Affairs and Planning. You will not be compensated for this position while President. If you transition to the full-time faculty in the future, your compensation will equal the average academic rate for UTA's 20 then-most highly compensated, full-time, tenured faculty members. You will also be entitled to faculty development leave consistent with Texas law.

State law also entitles you to applicable fringe benefits. Among these benefits are State-paid OASI, longevity pay, workers' compensation liability, insurance coverage, retirement, insurance premium sharing, and paid leave. Information about these benefits will be transmitted under separate cover.

Under Regents' Rule 20201, presidents of UT institutions are selected by the Board of Regents and serve without fixed term, subject to the approval of the Chancellor and the Board. Your performance as President of UTA will be evaluated annually under Rule 20201, and you will be asked to present your vision and goals for UTA to the Board within 12 to 18 months of taking office.

The University of Texas at Arlington · The University of Texas at Austin · The University of Texas at Dallas · The University of Texas at El Paso  
The University of Texas of the Permian Basin · The University of Texas Rio Grande Valley · The University of Texas at San Antonio  
The University of Texas at Tyler · The University of Texas Southwestern Medical Center  
The University of Texas Medical Branch at Galveston · The University of Texas Health Science Center at Houston  
The University of Texas Health Science Center at San Antonio · The University of Texas MD Anderson Cancer Center

Dr. Jennifer Cowley  
February 3, 2022  
Page 2

I look forward to the opportunity to work with you as President of The University of Texas at Arlington, and we stand ready to assist you in your transition. Please sign and date this letter and return it to my office if these terms are agreeable. If you have any questions, please let me know.

Sincerely,



James B. Milliken  
Chancellor

JB:smr

Accepted:  \_\_\_\_\_

Date: 02/03/2022

cc: Archie Holmes, **Executive** Vice Chancellor for Academic Affairs  
Terry Hull, Interim Executive Vice Chancellor for Business Affairs  
Kelly Davis, Chief Financial Officer and Vice President  
Francie Frederick, General Counsel to the Board of Regents

4. Employment Agreement - U. T. Arlington: Approval of amendment to terms of Employment Agreement for current Head Women's Basketball Coach Shereka Wright

The following terms of a new Employment Agreement for Head Women's Basketball Coach Shereka Wright have been approved by the Chancellor, the Executive Vice Chancellor for Academic Affairs, and the Vice Chancellor and General Counsel and are recommended for approval by the U. T. System Board of Regents. The terms of the new Agreement were previously reviewed pursuant to Regents' *Rules and Regulations*, Rule 10501, Section 2.2.12(a). If the terms are approved, total compensation will exceed \$1 million. The new Agreement references the Constitution and Bylaws of the National Collegiate Athletic Association, any intercollegiate athletic conference of which The University of Texas at Arlington is a member, the Regents' *Rules and Regulations*, and the policies of The University of Texas at Arlington. A violation of the provisions of such constitution, bylaws, rules, regulations, or policies may be grounds for suspension without pay and/or dismissal.

From: **Guaranteed compensation:**

Annual Salary: \$240,000

Automobile: Courtesy automobile from a local dealership; or a \$750 monthly automobile allowance

**Nonguaranteed compensation:**

Sports Camps and Clinics: Percentage of net proceeds determined by Athletic Director

Incentives:

Team performance incentives: maximum of \$55,000 annually

Team academic performance incentives: maximum of \$10,000 annually

Sunbelt Conference Coach of the Year: \$5,000 annually

To: **Guaranteed compensation (Increase of 25%):**

Annual Salary: \$300,000

Automobile: Courtesy automobile from a local dealership; or a \$750 monthly automobile allowance

**Nonguaranteed compensation (Increase of 39%):**

Sports Camps and Clinics: Percentage of net proceeds determined by Athletic Director

Incentives:

Team performance incentives: maximum of \$67,500 annually

Team academic performance incentives: maximum of \$10,000 annually

Coach of the Year recognition: maximum of \$20,000 annually

Source of Funds: Intercollegiate Athletics

Period: June 1, 2022 through August 31, 2027



5. Contract (funds coming in and going out) - U. T. Austin: Amendment to Academic and Educational Experience Director Services Agreement between Ascension Seton, the University of Texas at Austin on behalf of the Dell Medical School, and ESP Payroll Services, P.A.

Agency: Ascension Seton (Seton) and ESP Payroll Services, P.A. (ESP)

Funds: \$1,370,000 for this Seventh Amendment, for a total contract value of \$8,450,000

Period: May 1, 2022 through June 30, 2023

Description: Physicians or other pertinent personnel employed by or under contract with ESP Payroll Services, P.A., dedicate a portion of their professional time to providing academic services for the Dell Medical School's Emergency Medicine Residency and Pediatric Emergency Medicine Fellowship programs. Seton Family of Hospitals pays U. T. Austin an amount to cover the cost of services to be provided by ESP, and U. T. Austin pays ESP for the services rendered, up to 20% of which will be subject to a satisfactory performance evaluation by the Department Chair.

The initial Agreement, which was approved by the Board of Regents on November 10, 2016, was for a term beginning October 1, 2016 through September 30, 2018, during which time Seton paid \$969,808 per year to U. T. Austin, and U. T. Austin paid that amount to ESP in turn, for a total of \$1,939,616. The First Amendment did not increase the contract value and did not require Board approval. The Second Amendment, which was approved by the Board on November 15, 2018, was for a term beginning October 1, 2018 through September 30, 2019, with one automatic renewal period of 12 months, and increased the annual payments to \$1,009,008, for a total additional amount of \$2,018,016. The Third and Fourth Amendments did not require Board approval. The Fifth Amendment, which was approved by the Board on August 19, 2021, extended the term by one year until June 30, 2022, and increased the total contract value by \$1,845,103, for a total contract value of \$5,802,735. The Sixth Amendment did not require Board approval. With this Seventh Amendment, the term would be extended to June 30, 2023, and the total contract value increased to \$8,450,000.

6. Contract (funds going out) - U. T. Austin: Kellermeyer Bergensons Custodial Services, LLC, to provide custodial services

Agency: Kellermeyer Bergensons Custodial Services, LLC (KBS)

Funds: Approximately \$8,000,000

Period: February 1, 2022 through January 31, 2025; with two one-year terms

Description: KBS will provide custodial services to U. T. Austin at its main campus, the J.J. Pickle Research Campus and other locations in Austin operated by U. T. Austin. This contract was competitively bid.

7. Contract (funds going out) - U. T. Austin: Phoenix 1 Construction and Restoration Ltd., to provide construction services at Battle Hall and the West Mall Building

Agency: Phoenix 1 Construction and Restoration Ltd.

Funds: \$6,253,200

Period: March 21, 2022 through February 9, 2023

Description: Battle Hall and the West Mall Building are architecturally significant buildings on the U. T. Austin campus. This project includes roof replacement and restoration of various elements of the building envelopes. Battle Hall (completed in 1911) in particular, is in great need of restoration to maintain the integrity of the building envelope as well as the many historical elements. The work will include restoration of exterior doors, windows, steel balconies, steel grilles, gutters, downspouts, eave ornaments, and finishes. Fall protection on both Battle Hall and the West Mall Building will be included at low slope roofs as is replacement of bird control systems. This contract was competitively bid.

8. Foreign Contract (funds going out) - U. T. Austin: Agreement for loan of art with the Asociación Museo de Arte de Lima and with the Peru Ministry of Culture

Agency: The Peru Ministry of Culture and the Asociación Museo De Arte De Lima

Funds: \$4,504

Period: August 14, 2022 and January 8, 2023

Description: U. T. Austin's Blanton Museum of Art will be entering into an art loan Agreement with the Asociación Museo de Arte de Lima for an exhibition entitled "Painted Cloth: Fashion and Ritual in Colonial Latin America." For the Agreement to be valid, the Peruvian Government's Peru Ministry of Culture must approve the loan of artwork and sign Form FP01DGM: Authorization for temporary removal of movable cultural property belonging to the cultural heritage of the nation for foreign exhibitions.

9. Request for Budget Change - U. T. Austin: Tenure Appointments -- amendment to the 2021-2022 budget

The following Requests for Budget Changes (RBC) have been administratively approved by the Chancellor and the Executive Vice Chancellor for Academic Affairs and are recommended for approval by the U. T. System Board of Regents:

Description	Effective Date	% Time	Full-time Salary		RBC #
			No. Mos.	Rate \$	
<b>School of Information</b>					
Information					
Associate Professor and Assistant Dean					
Edgar Gómez-Cruz (T)	2/2-5/31	67	09	143,181	11726
		33	12	190,908	
<b>College of Liberal Arts</b>					
Philosophy					
Associate Professor					
John Bengson (T)	1/16-5/31	100	09	170,000	11727
<b>College of Natural Science</b>					
Molecular Biosciences					
Professor					
Jeffrey Gross (T)	1/16-5/31	100	09	225,000	11728

10. Employment Agreement - U. T. Austin: Approval of amendment to terms of Employment Agreement for current Assistant Football Coach Jeff Banks

The following terms of the amended Employment Agreement for Assistant Football Coach Jeff Banks have been approved by the Chancellor, the Executive Vice Chancellor for Academic Affairs, and the Vice Chancellor and General Counsel and are recommended for approval by the U. T. System Board of Regents. If the terms are approved, total compensation for the contract period will be in excess of \$1 million. The amended Agreement references the Constitution and Bylaws of the National Collegiate Athletic Association, any intercollegiate athletic conference of which The University of Texas at Austin is a member, the Regents' *Rules and Regulations*, and the policies of The University of Texas at Austin. A violation of the provisions of such constitution, bylaws, rules, regulations, or policies may be grounds for suspension without pay and/or dismissal.

From: **Guaranteed compensation:**

Annual Salary:  
Contract Year 1: \$1,000,000  
Contract Year 2: \$1,050,000  
Contract Year 3: \$1,100,000

To: **Guaranteed compensation (Increase of 4.5%):**

Annual Salary:  
Contract Year 1: No change  
Contract Year 2: No change  
Contract Year 3: No change  
Contract Year 4: \$1,150,000

**Nonguaranteed compensation (No increase):**

No change

Source of Funds: Intercollegiate Athletics

Period: January 14, 2021 through February 28, 2025

11. Employment Agreement - U. T. Austin: Approval of amendment to terms of Employment Agreement for current Assistant Football Coach Bo Davis

The following terms of the amended Employment Agreement for Assistant Football Coach Bo Davis have been approved by the Chancellor, the Executive Vice Chancellor for Academic Affairs, and the Vice Chancellor and General Counsel and are recommended for approval by the U. T. System Board of Regents. If the terms are approved, total compensation for the contract period will be in excess of \$1 million. The amended Agreement references the Constitution and Bylaws of the National Collegiate Athletic Association, any intercollegiate athletic conference of which The University of Texas at Austin is a member, the Regents' *Rules and Regulations*, and the policies of The University of Texas at Austin. A violation of the provisions of such constitution, bylaws, rules, regulations, or policies may be grounds for suspension without pay and/or dismissal.

From: **Guaranteed compensation:**

Annual Salary:  
Contract Year 1: \$875,000  
Contract Year 2: \$900,000  
Contract Year 3: \$925,000

To: **Guaranteed compensation (Increase of 11.11%):**

Annual Salary:  
Contract Year 1: No change  
Contract Year 2: \$1,000,000  
Contract Year 3: \$1,000,000  
Contract Year 4: \$1,000,000

**Nonguaranteed compensation (No increase):**

No change

Source of Funds: Intercollegiate Athletics

Period: January 12, 2021 through February 28, 2025

12. Employment Agreement - U. T. Austin: Approval of amendment to terms of Employment Agreement for current Assistant Football Coach Blake Gideon

The following terms of the amended Employment Agreement for Assistant Football Coach Blake Gideon have been approved by the Chancellor, the Executive Vice Chancellor for Academic Affairs, and the Vice Chancellor and General Counsel and are recommended for approval by the U. T. System Board of Regents. If the terms are approved, total compensation for the contract period will be in excess of \$1 million. The amended Agreement references the Constitution and Bylaws of the National Collegiate Athletic Association, any intercollegiate athletic conference of which The University of Texas at Austin is a member, the Regents' *Rules and Regulations*, and the policies of The University of Texas at Austin. A violation of the provisions of such constitution, bylaws, rules, regulations, or policies may be grounds for suspension without pay and/or dismissal.

From: **Guaranteed compensation:**

Annual Salary:  
Contract Year 1: \$400,000  
Contract Year 2: \$425,000

To: **Guaranteed compensation (Increase of 11.8%):**

Annual Salary:  
Contract Year 1: No change  
Contract Year 2: No change  
Contract Year 3: \$475,000

**Nonguaranteed compensation (No increase):**

No change

Source of Funds: Intercollegiate Athletics

Period: January 12, 2021 through February 29, 2024

13. Employment Agreement - U. T. Austin: Approval of amendment to terms of Employment Agreement for current Assistant Football Coach Terry Joseph

The following terms of the amended Employment Agreement for Assistant Football Coach Terry Joseph have been approved by the Chancellor, the Executive Vice Chancellor for Academic Affairs, and the Vice Chancellor and General Counsel and are recommended for approval by the U. T. System Board of Regents. If the terms are approved, total compensation for the contract period will be in excess of \$1 million. The amended Agreement references the Constitution and Bylaws of the National Collegiate Athletic Association, any intercollegiate athletic conference of which The University of Texas at Austin is a member, the Regents' *Rules and Regulations*, and the policies of The University of Texas at Austin. A violation of the provisions of such constitution, bylaws, rules, regulations, or policies may be grounds for suspension without pay and/or dismissal.

From: **Guaranteed compensation:**

Annual Salary:  
Contract Year 1: \$750,000  
Contract Year 2: \$800,000

To: **Guaranteed compensation (Increase of 0%):**

Annual Salary:  
Contract Year 1: No change  
Contract Year 2: No change  
Contract Year 3: \$800,000

**Nonguaranteed compensation (No increase):**

No change

Source of Funds: Intercollegiate Athletics

Period: January 12, 2021 through February 29, 2024

14. Employment Agreement - U. T. Austin: Approval of amendment to terms of Employment Agreement for current Assistant Football Alan Jacob (A.J.) Milwee

The following terms of the amended Employment Agreement for Assistant Football Coach Alan Jacob (A.J.) Milwee have been approved by the Chancellor, the Executive Vice Chancellor for Academic Affairs, and the Vice Chancellor and General Counsel and are recommended for approval by the U. T. System Board of Regents. If the terms are approved, total compensation for the contract period will be in excess of \$1 million. The amended Agreement references the Constitution and Bylaws of the National Collegiate Athletic Association, any intercollegiate athletic conference of which The University of Texas at Austin is a member, the Regents' *Rules and Regulations*, and the policies of The University of Texas at Austin. A violation of the provisions of such constitution, bylaws, rules, regulations, or policies may be grounds for suspension without pay and/or dismissal.

From: **Guaranteed compensation:**

Annual Salary:  
Contract Year 1: \$300,000  
Contract Year 2: \$300,000

To: **Guaranteed compensation (Increase of 25%):**

Annual Salary:  
Contract Year 1: No change  
Contract Year 2: No change  
Contract Year 3: \$375,000

**Nonguaranteed compensation (No increase):**

No change

Source of Funds: Intercollegiate Athletics

Period: January 12, 2021 through February 29, 2024



15. Employment Agreement - U. T. Austin: Approval of amendment to terms of Employment Agreement for current Director of Football Performance Torre Becton

The following terms of the amended Employment Agreement for Director of Football Performance Torre Becton have been approved by the Chancellor, the Executive Vice Chancellor for Academic Affairs, and the Vice Chancellor and General Counsel and are recommended for approval by the U. T. System Board of Regents. If the terms are approved, total compensation for the contract period will be in excess of \$1 million. The amended Agreement references the Constitution and Bylaws of the National Collegiate Athletic Association, any intercollegiate athletic conference of which The University of Texas at Austin is a member, the Regents' *Rules and Regulations*, and the policies of The University of Texas at Austin. A violation of the provisions of such constitution, bylaws, rules, regulations, or policies may be grounds for suspension without pay and/or dismissal.

From: **Guaranteed compensation:**

Annual Salary:  
Contract Year 1: \$500,000  
Contract Year 2: \$525,000

To: **Guaranteed compensation (Increase of 4.8%):**

Annual Salary:  
Contract Year 1: No change  
Contract Year 2: No change  
Contract Year 3: \$550,000

**Nonguaranteed compensation (No increase):**

No change

Source of Funds: Intercollegiate Athletics

Period: January 12, 2021 through February 29, 2024

16. Employment Agreement - U. T. Austin: Approval of amendment to terms of Employment Agreement for current Co-Defensive Coordinator/Inside Linebackers Football Coach Jeff Choate

The following terms of the amended Employment Agreement for Co-Defensive Coordinator/Inside Linebackers Football Coach Jeff Choate have been approved by the Chancellor, the Executive Vice Chancellor for Academic Affairs, and the Vice Chancellor and General Counsel and are recommended for approval by the U. T. System Board of Regents. If the terms are approved, total compensation for the contract period will be in excess of \$1 million. The amended Agreement references the Constitution and Bylaws of the National Collegiate Athletic Association, any intercollegiate athletic conference of which The University of Texas at Austin is a member, the Regents' *Rules and Regulations*, and the policies of The University of Texas at Austin. A violation of the provisions of such constitution, bylaws, rules, regulations, or policies may be grounds for suspension without pay and/or dismissal.

From: **Guaranteed compensation:**

Annual Salary:  
Contract Year 1: \$500,000  
Contract Year 2: \$575,000

To: **Guaranteed compensation (Increase of 0%):**

Annual Salary:  
Contract Year 1: No change  
Contract Year 2: No change  
Contract Year 3: \$575,000

**Nonguaranteed compensation (No increase):**

No change

Source of Funds: Intercollegiate Athletics

Period: January 25, 2021 through February 29, 2024

17. Sale of Surplus Property - U. T. Austin: Authorization to sell Orbitrap Exploris 120 Basic Spectrometer and Merkur Countkit NA-Type K

The following sale of surplus property has been administratively approved by the Executive Vice Chancellor for Academic Affairs. A sale in the amount of \$100,000 or more requires approval through the Consent Agenda by the U. T. System Board of Regents to comply with Regents' *Rules and Regulations*, Rule 80201.

Item to be Sold: Orbitrap Exploris 120 Basic Spectrometer and Merkur Countkit NA-Type K

Amount: \$248,000

Purchaser: Baylor College of Medicine

Explanation: Professor Livia Eberlin has resigned from the Department of Chemistry at U. T. Austin and accepted a position at Baylor College of Medicine. During her tenure at U. T. Austin, she purchased an Orbitrap Exploris 120 Basic Spectrometer and Merkur Countkit NA-Type K. The equipment is not useful to faculty at U. T. Austin. Therefore, Baylor College of Medicine would like to purchase the equipment for use in Dr. Eberlin's research in her current position. The proceeds of the sale are \$248,000.

Method of Sale: Negotiated Bid

18. Employment Agreement - U. T. El Paso: Approval of terms of new Employment Agreement for current Head Football Coach Dana Dimel

The following terms of a new Employment Agreement for Head Football Coach Dana Dimel have been approved by the Chancellor, the Executive Vice Chancellor for Academic Affairs, and the Vice Chancellor and General Counsel and are recommended for approval by the U. T. System Board of Regents. If the terms are approved, total compensation will exceed \$1 million. The new Agreement references the Constitution and Bylaws of the National Collegiate Athletic Association, any intercollegiate athletic conference of which The University of Texas at El Paso is a member, the Regents' *Rules and Regulations*, and the policies of The University of Texas at El Paso. A violation of the provisions of such constitution, bylaws, rules, regulations, or policies may be grounds for suspension without pay and/or dismissal.

From: **Guaranteed compensation:**

Annual Base Salary: \$700,000 annually (current rate at \$711,999)  
\*Annual Base Salary will be reviewed annually and may be adjusted

Automobile: One dealer car

Social Club membership: One full membership to either El Paso Country Club or Coronado Country Club

Tickets: 10 tickets for each home game played at University

Relocation, temporary lodging and moving expenses: Coach may be reimbursed an amount not to exceed \$30,000

Retention Bonus upon continued employment as Head Coach at the conclusion of the final game of the 2021 regular season - \$75,000

**Nonguaranteed compensation:**

Sports Camps and Clinics: Coach will be paid a percentage of the net proceeds for each camp

Incentives:

Team Performance Incentives: maximum of \$333,333 annually

(a) C-USA Western Division Championship - One month Base Annual Salary

(b) C-USA Champion - One month Base Annual Salary

(c) NCAA National Championship - \$100,000

(d) NCAA Post-Season Bowl Game Appearance - One month Base Annual Salary

(e) NY6 Bowl Game Appearance or College Football Playoff (CFP) Appearance - One month Base Annual Salary

Team Academic Performance Incentives: maximum of \$175,000 annually

(a) Single-year Annual Academic Progress Report (APR) Published (MAAC Report) score of 960-969 = \$5,000, 970-984 = \$7,500, 985 or higher - One month Base Annual Salary

(b) Annual cumulative Grade Point Average (GPA) for football team players for Spring and Fall academic terms of 3.0 or above - One month Base Annual Salary

(c) Annual cumulative graduate rate of scholarship football team players who have exhausted their eligibility greater than 80% - One month Base Annual Salary

Coach of the Year Honors: maximum of \$175,000 annually

National Coach of the Year: Two months Base Annual Salary

C-USA Coach of the Year Award: One month Base Annual Salary

Football Season Tickets sales increase of 25% or more over previous year's sales - Two weeks Base Annual Salary

Football Home Game attendance at the Sun Bowl Stadium increase 20% or more over previous year's attendance - Two weeks Base Annual Salary

To: **Guaranteed compensation (Increase of 12.34%):**

Annual Base Salary\*:

January 1, 2022 - December 31, 2022: \$800,000

January 1, 2023 - December 31, 2023: \$825,000

January 1, 2024 - December 31, 2024: \$850,000

\*Annual Base Salary will be reviewed annually and may be adjusted

Automobile: One dealer car

Social Club membership: One full membership to either El Paso Country Club or Coronado Country Club

Tickets: 10 tickets for each home game played at University

**Nonguaranteed compensation (Increase of 19%):**

Sports Camps and Clinics: Coach will be paid a percentage of the net proceeds for each camp

Incentives:

Team Performance Incentives: maximum of \$415,769 annually

(a) C-USA Western Division Championship - One month Base Annual Salary

(b) C-USA Champion - One month Base Annual Salary

(c) NCAA National Championship - \$100,000

(d) NCAA Post-Season Bowl Game Appearance - Two weeks Base Annual Salary

- (e) NY6 Bowl Game Appearance or College Football Playoff (CFP) Appearance - One month Base Annual Salary
- (f) Win against a Power Five opponent - \$25,000 per win
- (g) Win after the sixth win in a Regular Season Game - \$10,000 per win not to exceed \$60,000 per Regular season

Team Academic Performance Incentives: maximum of \$200,000 annually

- (a) Single-year Annual Academic Progress Report (APR) Published (MAAC Report) score of 960-969 = \$5,000, 970-984 = \$7,500, 985 or higher - One month Base Annual Salary
- (b) Annual cumulative Grade Point Average (GPA) for football team players for Spring and Fall academic terms of 3.0 or above - One month Base Annual Salary
- (c) Annual cumulative graduate rate of scholarship football team players who have exhausted their eligibility greater than 80% - One month Base Annual Salary

Coach of the Year Honors: maximum of \$200,000 annually  
National Coach of the Year: Two months Base Annual Salary  
C-USA Coach of the Year Award: One month Base Annual Salary

Football Season Tickets sales increase of 25% or more over previous year's sales - Two weeks Base Annual Salary  
Football Home Game attendance at the Sun Bowl Stadium increase 20% or more over previous year's attendance - Two weeks Base Annual Salary

Source of Funds: Intercollegiate Athletics

Period: January 1, 2022 through January 31, 2025

19. Employment Agreement - U. T. El Paso: Approval of terms of new Employment Agreement for Head Women's Volleyball Coach Benjamin K. Wallis as Head Women's Volleyball and Beach Volleyball Coach

The following terms of a new Employment Agreement for Head Women's Volleyball and Beach Volleyball Coach Benjamin K. Wallis have been approved by the Chancellor, the Executive Vice Chancellor for Academic Affairs, and the Vice Chancellor and General Counsel and are recommended for approval by the U. T. System Board of Regents. If the terms are approved, total compensation will exceed \$1 million. The new Agreement references the Constitution and Bylaws of the National Collegiate Athletic Association, any intercollegiate athletic conference of which The University of Texas at El Paso is a member, the Regents' *Rules and Regulations*, and the policies of The University of Texas at El Paso. A violation of the provisions of such constitution, bylaws, rules, regulations, or policies may be grounds for suspension without pay and/or dismissal.

From: **Guaranteed compensation:**

Annual Base Salary\*: \$90,000

\*Annual Base Salary will be reviewed annually and may be adjusted

**Nonguaranteed compensation:**

Sports Camps: Coach will be paid a percentage (fair and reasonable amount as determined by the Athletics Director) of the net proceeds for each camp

Team Performance Incentives: maximum of \$16,000 annually

(1) Conference USA Regular Season Championship, or NCAA Post-Tournament Appearance - One month Annual Base Salary

(2) NCAA National Team Championship - Additional One month Annual Base Salary

(3) Defeating New Mexico State University in a regular season match - \$1,000

Team Academic Performance Incentives:

Multi-year Annual Academic Progress Report (APR) Published (MAAC Report) score of 975 or above - \$1,000

Coach of the Year Honors: maximum of \$9,500 annually

Conference USA "Coach of the Year": \$2,000 bonus

"National Coach of the Year" by nationally recognized poll: One month Annual Base Salary

To: **Guaranteed compensation (Increase of 45.59%):**

Annual Salary\*:

January 1, 2022 - August 31, 2022: \$105,000 (prorated)

September 1, 2022 - August 31, 2023: \$125,000

September 1, 2023 - August 31, 2024: \$125,000

September 1, 2024 - August 31, 2025: \$105,000

September 1, 2025 - August 31, 2026: \$105,000

September 1, 2026 - August 31, 2027: \$105,000

\*Annual Base Salary will be reviewed annually and may be adjusted

Automobile: One dealer car or \$4,800 annually

Social Club Membership: Coronado Country Club

**Nonguaranteed compensation (Increase of 266.04%):**

Sports Camps: Coach will be paid a percentage (fair and reasonable amount as determined by the Athletics Director) of the net proceeds for each camp

Team Performance Incentives: maximum of \$70,167 annually

**Women's Volleyball**

(1) Conference USA Regular Season Women's Volleyball Championship, or NCAA Women's Volleyball Post-Tournament Appearance - One month Annual Base Salary

(2) NCAA Women's Volleyball Tournament Win - \$2,500 per win

(3) NCAA Women's Volleyball National Team Championship - Additional One month Annual Base Salary

(4) National Invitation Volleyball Tournament (NIVC) Appearance - Fifty Percent (50%) of One month Annual Base Salary

(5) NIVC Tournament Win - \$1,250 per win

(6) NIVC National Team Championship - Additional Fifty Percent (50%) of One month Annual Base Salary

(7) Defeating New Mexico State University in a regular season match - \$1,000

**Women's Beach Volleyball**

(8) Conference USA Regular Season Women's Beach Volleyball Championship, or NCAA Post-Tournament Appearance - One month Annual Base Salary

(9) NCAA Women's Beach Volleyball Tournament Win - \$2,500 per win

(10) NCAA Women's Beach Volleyball National Team Championship - Additional One month Annual Base Salary

Team Academic Performance Incentives: maximum of \$2,000 annually

**Women's Volleyball** Multi-year Annual Academic Progress Report (APR) Published (MAAC Report) score of 975 or above - \$1,000

**Women's Beach Volleyball** Multi-year Annual Academic Progress Report (APR) Published (MAAC Report) score of 975 or above - \$1,000

Coach of the Year Honors: maximum of \$24,833 annually

Conference USA **Women's Volleyball** "Coach of the Year": \$2,000 bonus

**Women's Volleyball** "National Coach of the Year" by nationally recognized poll: One month Annual Base Salary

Conference USA **Women's Beach Volleyball** "Coach of the Year": \$2,000 bonus

**Women's Beach Volleyball** "National Coach of the Year" by nationally recognized poll: One month Annual Base Salary

Source of Funds: Intercollegiate Athletics

Period: **Women's Volleyball:** January 1, 2022 through August 31, 2027

**Women's Beach Volleyball:** September 1, 2022 through August 31, 2024



20. License - U. T. El Paso: Authorization to enter into a license with Crown Castle Fiber LLC, a New York limited liability company, to manage the third-party placement, construction, maintenance, and operation of telecommunications fiber, conduit, cellular, distributed antenna, and small cell antenna systems to provide wireless communications on the main campus

Description: The institution proposes to grant a license to Crown Castle Fiber, LLC (CC), or its affiliate or designee, to install and maintain a distributed antenna system, small cell antenna system, and construction of telecommunications conduit for use by CC. In addition, CC will manage the process of securing improved telecoms and data transmission on the institution's main campus by allowing CC to permit telecoms carriers to place cell, distributed antenna systems, small cell antenna systems, and future voice and data systems on the main campus for improvement in such service to students, faculty, and staff. CC will pay the institution for this license either through its own funds or from funds that it receives from the telecom carriers or their affiliates. The licensee was selected through a Request for Proposal process.

Licensee: Crown Castle Fiber, LLC, a New York limited liability company

Term: Term commences following execution of the license agreement, expected to occur in the second quarter of 2022, and continue for an initial term of 10 years, plus two additional three-year renewal options, at the institution's option.

License Fees: If the licensee achieves its projections, the institution estimates that it will receive approximately \$2,300,000 in license fees during the initial 10-year term of the license. If the institution decides to exercise the two additional three-year renewal options, it is estimated that the institution may receive an additional approximately \$1,680,000 in license fees. This has been estimated based on a response to a Request for Proposal submitted and administered by the institution.

Licensed Area: The main campus of U. T. El Paso

21. Contract (funds coming in) - U. T. Permian Basin: Contract for operation of Science, Technology, Engineering, and Math (STEM) Academy with Ector County Independent School District

Agency: Ector County Independent School District

Funds: Approximately \$1,300,000 per year, for a total of \$7,800,000 over the possible six-year term

Period: July 1, 2022 through June 30, 2025; with three additional one-year terms

Description: U. T. Permian Basin proposes to pursue a partnership with Ector County Independent School District (ECISD) to transition U. T. Permian Basin's Science, Technology, Engineering, and Math (STEM) Academy from its own charter, currently held by the Board of Regents, to an ECISD charter school. This transition will ultimately result in the relinquishment of the STEM Academy charter. ECISD intends to contract with U. T. Permian Basin to operate the school during the transition period. Total funding for the STEM Academy will be approximately \$7,600,000 per year, derived from the Texas Education Agency, approximately \$1,300,000 of which will be paid to U. T. Permian Basin and its employees for expenses such as rent, supplies, and staff development. Actual funding may vary depending on attendance data. This amount is intended to entirely cover expenses associated with having STEM Academy at U. T. Permian Basin.

22. Contract (funds going out) - U. T. Permian Basin: ASM Global to provide management services for operations of Wagner Noel Performing Arts Center

Agency: ASM Global

Funds: Estimated annual management fee of \$220,000 for a total of \$1,100,000 over the initial five-year period; \$1,760,000 over the total possible eight-year term

Period: September 1, 2021 through August 31, 2026; with three one-year options

Description: Agreement to provide all management services, including staff required to operate the Wagner Noel Performing Arts Center. This contract was competitively bid.

23. Contract (funds coming in) - U. T. Permian Basin: Agreement with Peak Sports MGMT for athletic sponsorship, advertising sales, and ticket sales

Agency: Peak Sports MGMT LLC, of Allen, Texas

Funds: Estimated at \$4,000,000 over the initial five-year term

Period: January 1, 2022 through June 30, 2027. If net revenue equals or exceeds \$500,000 to U. T. Permian Basin annually during the contract year ending June 30, 2027, the contract shall renew for another five-year term through June 30, 2032.

Description: Peak Sports MGMT will generate sponsorship revenue, which will be split between U. T. Permian Basin and Peak Sports MGMT after Peak Sports MGMT reaches a guaranteed minimum to U. T. Permian Basin. This contract was competitively bid.

24. Contract (funds coming in) - U. T. Rio Grande Valley: Agreement with Pepsi Co Bottling Group LLC to provide exclusive beverage vending and pouring rights

Agency: PepsiCo Bottling Group LLC

Funds: Approximate value of funds coming in including estimated royalties: \$6,200,000

Period: July 26, 2021 through July 25, 2033

Description: Exclusive Beverage vending, pouring rights provider for U. T. Rio Grande Valley, which includes sponsorships and marketing opportunities. Pursuant to *Texas Education Code* Section 51.945, students were provided an opportunity to comment prior to determination that this food service provider should be selected. Board approval for this Agreement is sought in accordance with *Texas Government Code* Section 2203.005(a) and The University of Texas System Policy UTS 130 pertaining to Vending Machine Contracts. This contract was competitively bid.

25. Lease - U. T. Rio Grande Valley: Authorization to ground lease approximately 0.22 acres of land and make improvements on property located at 2701 South Ware Road, McAllen, Hidalgo County, Texas, also known as Champion Lakes Golf Course, from the City of McAllen, Texas, for mission-related uses, including athletic programming; and finding of a public purpose

Description: U. T. Rio Grande Valley (UTRGV) proposes to ground lease approximately 0.22 acres of land, more or less, from the City of McAllen at its Champion Lakes Golf Course for a term of approximately 45 years from substantial completion, for a golf training facility to be paid for and constructed by the institution at a currently estimated project cost of approximately \$1,800,000 to be used by the institution's golf teams. At the end of approximately 45 years from substantial completion, it is expected that the golf facility constructed by the institution will be fully depreciated unless substantial renovation of the facility is, or has been, undertaken. The institution will own the improvements for the term of the Ground Lease. Once the lease term ends or is terminated, ownership of the improvements will be transferred to the Lessor.

Lessor: The City of McAllen, Texas

Rent: \$1 a year, plus operating expenses for the facility. The estimated operating expenses for the 45-year term of the lease is approximately \$720,000, assuming there are no property taxes or special assessments. The institution will be responsible for property taxes and special assessments, if any.

Public Purpose: UTRGV requests that The Board of Regents find that: (1) the proposed ground lease of a portion of Champion Lakes Golf Course from the City of McAllen, and UTRGV's construction of a golf training facility thereon, as described above, serves a public purpose appropriate to the function of UTRGV, including uses that enhance the athletic training and programming mission for the institution; (2) pursuant to the lease agreement, the consideration received by UTRGV, including the right of ownership and exclusive use of the to-be-built facility for a term that, absent a default by UTRGV, will be equal to or in excess of the facility's estimated useful life, as well as a below market rental rate, is adequate; and (3) UTRGV will have sufficient safeguards in place to ensure the public purpose will continue to be met on an ongoing basis, including lease provisions granting UTRGV the exclusive use of the ground leased premises and the to-be-built facility for the lease term, and controls over the design and construction of the facility.

26. Purchase - U. T. Rio Grande Valley: Authorization to purchase approximately 6.96 acres of mostly vacant land, comprised of three parcels to include a parcel at the 400 Block of North Sixth Avenue, a portion of the 400 Block of North Seventh Avenue, and a parcel consisting of four contiguous residential lots with a street address of 598 West Lovett Street, Edinburg, Hidalgo County, Texas, from the Edinburg Consolidated Independent School District, for future campus expansion; and possible exchange of a vacant tract of land located between North Sixth Avenue, West Kuhn Street, West Peter Street, and the Union Pacific Railroad

Description: Purchase of approximately 6.96 acres of land, in three mostly vacant parcels separated by streets that are currently part of the administrative headquarters complex of the Edinburg Consolidated Independent School District (ECISD). The property includes paved parking areas serving the ECISD headquarters. Property also includes two unoccupied detached buildings totaling an estimated 13,700 square feet. U. T. Rio Grande Valley will demolish the buildings along with any other unusable improvements on the property.

Location: Approximately one block from the eastern boundary of the institution's Edinburg campus, along the 400 Block of North Sixth Avenue, 400 Block of North Seventh Avenue, and a parcel consisting of four contiguous residential lots with a street address of 598 East Lovett Street, Edinburg, Hidalgo County, Texas

Seller: Edinburg Consolidated Independent School District

Purchase Price: Not to exceed fair market value as determined by independent appraisal. ECISD obtained an appraisal from Aguirre & Patterson, Inc.; U. T. Rio Grande Valley is obtaining an appraisal from Robinson, Duffy and Barnard, L.L.P. The appraisals being obtained by U. T. Rio Grande Valley, are confidential pursuant to *Texas Education Code* Section 51.951

Use: Future programmed campus expansion, and other mission-related purposes. The institution is considering the property for initial uses to include student housing and/or parking.

Possible Land Exchange: U. T. Rio Grande Valley may convey a parcel or parcels of vacant land that combine for approximately 1.34 acres located between North Sixth Avenue, West Kuhn Street, West Peter Street, and the Union Pacific Railroad right-of-way to the ECISD so that it may replace parking that is now located on the land to be acquired by the institution. Any land so conveyed in exchange for the subject properties will result in a reduction in the Purchase Price by the fair market value of such exchanged land.

- 27. Request for Budget Change - U. T. San Antonio: Transfer \$2,585,400 from Auxiliary Funds to Plant Funds for renovations to Chisolm Hall Dormitory (RBC No. 11734) -- amendment to the 2021-2022 budget
  
- 28. Request for Budget Change - U. T. San Antonio: Transfer \$9,900,000 from Auxiliary Funds to Plant Funds for classroom improvement project; funded by HEERF Lost Revenue funding received (RBC No. 11735) -- amendment to the 2021-2022 budget
  
- 29. Request for Budget Change - U. T. San Antonio: New Hire with Tenure -- amendment to the 2021-2022 budget

The following Request for Budget Change (RBC) has been administratively approved by the Chancellor and the Executive Vice Chancellor for Academic Affairs and is recommended for approval by the U. T. System Board of Regents:

Description	Effective Date	% Time	Full-time Salary		RBC #
			No. Mos.	Rate \$	
<b>College of Business</b>					
Department of Management					
Dean					
Jonathon Halbesleben (T)	6/1-8/31	100	12	410,000	11713

30. Lease - U. T. San Antonio: Authorization to lease approximately 14,440 square feet of space in Building 940, 638 Davy Crockett Road, San Antonio, Bexar County, Texas, from the Port Authority of San Antonio, for mission use, including research and education in support of cybersecure manufacturing and automation

Description: Lease of space to be used by U. T. San Antonio for research and education in support of cybersecure manufacturing and automation in support of the institution's Cybersecurity Manufacturing Innovation Institute. U. T. San Antonio may use the space for other mission uses with the consent of Lessor. The space is located in a portion of a new flex commercial building and is in shell condition.

Total Area: Approximately 14,440 square feet of office and heated and air-conditioned space; in addition, the institution may use related parking and loading facilities.

Location: Building 940, 638 Davy Crockett Road, San Antonio, Bexar County, Texas, on the former Kelly Air Force Base

Lessor: Port Authority of San Antonio, a political subdivision of the State of Texas

Term: The term commences the earlier of July 1, 2022, or when the space is provided to U. T. San Antonio upon the substantial completion of construction of the tenant improvements by Lessor, and continues for eight years. Lessee has five two-year renewal options and an on-going right to terminate the lease at no additional cost after Lessee has paid to the Lessor the cost of tenant improvements as provided below.

Lease Cost: Base rent is \$0 throughout the initial term and the renewal terms. In addition, Lessor will pay the costs to maintain the common areas at the building. Lessee will pay for utilities and janitorial services, as well as for maintenance of the tenant improvements. Lessee will be responsible for its share of property taxes; however, the parties expect that this lease will be exempt from property taxes. The total cost of the lease, inclusive of tenant improvement costs and operating expenses throughout the initial term and all renewal terms is estimated at \$3,200,000.

Tenant Improvements: In lieu of rent, U. T. San Antonio will pay for the costs to design and build tenant improvements, up to \$1,800,000. The cost of the tenant improvements is funded using a special appropriation from the Texas Legislature.

31. Logo - U. T. Tyler: Proposed updated branding mark (logo) for athletic and student events

President Calhoun requests approval for the new U. T. Tyler Patriots athletic and spirit identity marks. The following athletic and spirit identity marks have been approved by the Chancellor, the Executive Vice Chancellor for Academic Affairs, and the Vice Chancellor for External Relations and are submitted for approval by the U. T. System Board of Regents in accordance with Regents' *Rules and Regulations*, Rule 40801.

Following a thorough review and consultation with U. T. Tyler student-athletes, student leaders, faculty, staff, donor and alumni, the recommended marks were developed with external agency creative partners, who collaborated with the university on the development of the recently approved and deployed institutional logo. The new marks leverage the strategy and brand equities of the new academic logo approved by the Board of Regents on November 18, 2021, as well as that of the UT Health East Texas System brand.

With the U. T. Tyler Patriots now competing in NCAA Division II, the new athletic marks will contribute to building on the already positive reputation of the university's athletic programs. The identity system will also be used in spirit applications and help to highlight U. T. Tyler's mascot, Swoop.

The proposed Pantone Marking System colors are PMS 159 C Orange, PMS294 C Blue, and 428 C Gray.





UT TYLER PATRIOTS LOGOMARK  
FULL EAGLE

UT TYLER PATRIOTS LOGOMARK  
EAGLE HEAD WITH SHIELD



UT TYLER PATRIOTS WORD MARK



UT TYLER WORD MARK

The logo for UT Tyler, featuring the letters "UT" in orange, a small orange star, and the letters "TYLER" in blue, all in a bold, blocky font.

**HEALTH AFFAIRS COMMITTEE**

32. **Report - U. T. System Health Institutions: Fiscal Year 2021 Post-Tenure Review**

In accordance with *Texas Education Code* Section 51.942 and Regents' *Rules and Regulations*, Rule 31102, the following report on the Fiscal Year 2021 post-tenure review for the U. T. System health institutions is provided by the Executive Vice Chancellor for Health Affairs.

During Fiscal Year 2021, 214 tenured faculty members at the five health institutions with tenured faculty were subject to post-tenure review. Of the 214 faculty members reviewed, 122 or 57.0% were evaluated as Exceed Expectations; 87 or 40.7% received Meet Expectations; 3 or 1.4% received Does Not Meet Expectations; and 2 or 0.9% received Unsatisfactory evaluations. Five faculty members retired or resigned the tenured position before their post-tenure review.

The following summary tables provide additional details of the post-tenure review results for Academic Year 2020-2021.

**Summary of Post-Tenure Review Results**

	Total Subject to Review	Total Exceeds Expectations	Total Meets Expectations	Total Does Not Meet Expectations	Total Unsatisfactory	Decided to Retire or Resign Before Review
UTSWMC	55	40	13	0	2	0
UTMB	37	25	11	1	0	1
UTHSC-H	34	29	5	0	0	0
UTHSC-SA	37	22	13	2	0	4
UTMDACC	51	6	45	0	0	0
Total	214	122	87	3	2	5
		57.0%	40.7%	1.4%	0.9%	

**Post-Tenure Review Results by Gender**

	Subject to Review		Exceeds Expectations		Meets Expectations		Does Not Meet Expectations		Unsatisfactory		Decided to Retire or Resign Before Review	
	Male	Female	Male	Female	Male	Female	Male	Female	Male	Female	Male	Female
UTSWMC	40	15	29	11	10	3	0	0	1	1	0	0
UTMB	28	9	21	4	6	5	1	0	0	0	1	0
UTHSC-H	21	13	16	13	5	0	0	0	0	0	0	0
UTHSC-SA	23	14	13	9	8	5	2	0	0	0	3	1
UTMDACC	32	19	5	1	27	18	0	0	0	0	0	0
Total	144	70	84	38	56	31	3	0	1	1	4	1

**Post-Tenure Review Results by Ethnicity**

	Total Actually Reviewed					Exceeds Expectations				
	White	Black	Hispanic	Asian	Other	White	Black	Hispanic	Asian	Other
UTSWMC	41	0	3	10	1	33	0	1	6	0
UTMB	23	3	3	8	0	14	1	3	7	0
UTHSC-H	24	2	4	4	0	21	2	3	3	0
UTHSC-SA	26	1	4	6	0	17	1	1	3	0
UTMDACC	29	0	5	17	0	3	0	0	3	0
Total	143	6	19	45	1	88	4	8	22	0

	Meets Expectations					Does Not Meet Expectations				
	White	Black	Hispanic	Asian	Other	White	Black	Hispanic	Asian	Other
UTSWMC	8	0	2	2	1	0	0	0	0	0
UTMB	8	2	0	1	0	1	0	0	0	0
UTHSC-H	3	0	1	1	0	0	0	0	0	0
UTHSC-SA	7	0	3	3	0	2	0	0	0	0
UTMDACC	26	0	5	14	0	0	0	0	0	0
Total	52	2	11	21	1	3	0	0	0	0

	Unsatisfactory					Decided to Retire/Resign Before Review				
	White	Black	Hispanic	Asian	Other	White	Black	Hispanic	Asian	Other
UTSWMC	0	0	0	2	0	0	0	0	0	0
UTMB	0	0	0	0	0	0	0	0	1	0
UTHSC-H	0	0	0	0	0	0	0	0	0	0
UTHSC-SA	0	0	0	0	0	4	0	0	0	0
UTMDACC	0	0	0	0	0	0	0	0	0	0
Total	0	0	0	2	0	4	0	0	1	0

**PERFORMANCE THAT DOES NOT MEET EXPECTATIONS:**

**U. T. Medical Branch - Galveston:** The faculty member was provided with an action plan on October 21, 2021, and met with faculty member's department Chair in January 2022 to discuss specific performance goals and expectations. Progress has been made and a future assessment is scheduled for April 2022.

**U. T. Health Science Center - San Antonio:** Both faculty members were given a plan for improvement that will be assessed at six-month intervals and as part of the Post-Tenure Review Evaluation in FY 2022.

**UNSATISFACTORY PERFORMANCE:**

**U. T. Southwestern Medical Center:** One faculty member, from prior Post-Tenure Review, was rereviewed and resigned on July 30, 2021. The other faculty member was provided with an action plan, had a reduction in salary, and will be reviewed again in 2022.

33. Contract (funds coming in) - U. T. Southwestern Medical Center: Academic Affiliation Agreement with Texas Health Resources

Agency: Texas Health Resources

Funds: \$110,000,000

Period: September 1, 2021 through August 31, 2026

Description: On October 2, 2015, the Board of Regents approved the formation of a health care network between U. T. Southwestern Medical Center (UTSWMC) and Texas Health Resources (THR) that is now known as Southwestern Health Resources. The Board approval included authority to "execute all documents, instruments, and other agreements, and to take all further actions deemed necessary to carry out the purpose and intent of the foregoing action, following review and approval by the Chancellor, the Executive Vice Chancellor for Health Affairs, and the Vice Chancellor and General Counsel."

Thus, UTSWMC and THR entered into an initial Master Affiliation Agreement (MAA) which addressed, in part, funding for the parties' academic affiliation, which includes UTSWMC's graduate medical educational program (GME) and other educational/clinical research programs.

UTSWMC and THR will continue their academic affiliation under this Amended and Restated Academic Affiliation Agreement (AAA) apart from the MAA. THR agrees to fund certain academic initiatives as part of the academic affiliation for a five-year period beginning on September 1, 2021, under the AAA.

In connection with the execution of the AAA, the MAA will be amended to remove all AAA references and will continue to govern the operational relationship between the parties. This will be the extent of the changes to the MAA. Any additional funding related to the academic affiliation between the parties will no longer be addressed under the MAA because of these revisions to the AAA.

34. Lease - U. T. Medical Branch - Galveston: Authorization to extend the lease of approximately 11,418 square feet of space located at 3737-3743 Red Bluff Drive, Harris County, Pasadena, Texas, from TriCal Commercial Investments, LLC, for medical office use

Description: The institution currently leases approximately 11,418 square feet of medical office space at Beltway Office Park, located at 3737-3743 Red Bluff Drive in Pasadena, Texas. The existing space is used as a Regional Women's Services and Pediatrics clinic, formerly known as Regional Maternal and Child Health Program (RMCHP), which is for mothers and infants serving the underprivileged community. This clinic offers the ability to educate mothers on infant care in both nutrition and hygiene.

Lessor: TriCal Commercial Investments, LLC

Term: The term of the lease will be for 60 months, commencing on March 1, 2022, and expiring on February 28, 2027.

Lease Cost: Estimated rent (including make-up rent from February 1, 2021 through February 28, 2022) for the lease renewal is \$1,310,693.25.

The commencement date of the initial lease was August 1, 1993, in which the tenant occupied approximately 1,680 square feet. The lease has been amended over the years with the tenant expanding and leasing office space within the building. As of February 1, 2011, UTMB occupied approximately 11,418 square feet with no changes to the size of leased space.

Base Rent over the renewal period will be \$22.00 per square foot annually or \$20,933 monthly with 0.50 cent per square foot annual increases thereafter. Tenant will be responsible for any additional operating expenses over the base year of 2021 (which is approximately \$9.17 per square foot and if assuming 3% annual operating expense increases over the term of the renewal period will be approximately \$49,017) and any additional incremental increase in premium costs for landlord's liability insurance to be increased from \$5,000,000 to \$10,000,000, which is estimated to be \$17,500 for the renewal period. As of the extension period, Tenant will be responsible to pay electricity charges directly to the utility company for Tenant's separately metered premises. In exchange, Landlord will reduce the monthly base rent of the lease by \$919.90, which is the estimated average monthly costs for Tenant's electricity. Any and all additional electricity charges for the premises will be the responsibility of the Tenant. In addition, Lessee will pay the cost of \$5,000 annually to maintain the existing HVAC system servicing the premises.



Total Cost: Total estimated lease expense over the prior lease terms and proposed extension is approximately \$5,827,149, which includes all operating expenses, past, and proposed tenant improvement dollars, and all additional costs outlined above. This lease renewal is being brought to the Board for approval as the total costs now exceed the institution's contract threshold.

Tenant Improvements: The institution will contribute approximately \$560,000 towards improvements to the leased space.

35. Lease - U. T. Health Science Center - Houston: Authorization to lease approximately 73,250 square feet of space at 1836 San Jacinto Street, Austin, Travis County, Texas, from the Employee Retirement System of Texas, for mission uses

Description: Lease of space to be used by U. T. Health Science Center - Houston for mission use, including educational, research, and administrative use in support of the institution's School of Public Health. The space is located in an approximately 225,400 square foot new office and commercial building and is in shell condition. U. T. Health Science Center - Houston's Austin program is currently housed in three leased spaces totaling approximately 31,600 square feet; the institution plans to consolidate its Austin program into the subject lease space.

Total Area: Approximately 73,250 square feet of space; in addition, the institution may lease approximately 147 parking spaces in an attached parking structure.

Location: 1836 San Jacinto Street, at the corner of Martin Luther King Jr. Boulevard, Austin, Texas

Lessor: Employee Retirement System of Texas, an agency of the State of Texas

Term: The term commences on substantial completion of construction or earlier if Lessee delays completion, currently estimated to be December 2023, and continues for 150 months. In addition, Lessee has two five-year renewal options.

- Lease Cost: Approximately \$54,700,000 in base rent, estimated operating expenses, and parking charges over the 150-month initial term. After six months at \$0, base rent for the space will be \$36 per square foot; rent increases 2.75% annually. In addition, base rent for the renewal terms, if exercised, shall be current fair market value at time of such renewal. Initial operating expenses are estimated to be approximately \$15.47 per square foot. Lessee will pay its pro-rata share of actual operating expense costs. Lessee will be responsible for its share of property taxes; however, the parties expect that this lease will be exempt from property taxes. Parking charges are initially \$185 per space per month and will increase 2.75% annually.
- Tenant Improvements: Total tenant improvement costs are preliminarily estimated at approximately \$140 per square foot, for a total of approximately \$18,600,000, of which the Lessor is providing a tenant allowance of \$90 per square foot and U. T. Health Science Center - Houston will contribute the remainder. The institution's cost is expected to total approximately \$12,000,000.
- Source of Funds: Revenue Financing System debt in the amount of \$12,000,000 for tenant improvements to be repaid out of designated tuition. The institution's Scorecard Rating of 3.6 at fiscal year-end 2021 is below the maximum threshold of 6.0 and demonstrates that the institution has the financial capacity to satisfy its direct obligations related to parity debt. In approving this item, the Board will be making the findings required under Section 5 of the Amended and Restated Master Resolution establishing the Revenue Financing System relating to the issuance of parity debt on behalf of U. T. Health Science Center - Houston in an aggregate amount not to exceed \$12,000,000, and this action satisfies the official intent requirements set forth in Section 1.150-2 of the *Code of Federal Regulations*.
- Total Cost: Total lease cost of approximately \$54,700,000, plus approximately \$12,000,000 in tenant improvement costs, for a total cost of approximately \$66,700,000.

36. Contract (funds coming in) - U. T. Health Science Center - San Antonio: To provide comprehensive professional medical services, administrative support, and non-emergency, and emergency coverage services for Bexar County Hospital District, dba University Health System

Agency: Bexar County Hospital District, dba University Health System

Funds: \$279,495,465 annually

Period: January 1, 2022 through August 31, 2023

Description: Master Health Care Services Agreement between U. T. Health Science Center - San Antonio and Bexar County Hospital District, dba University Health System.

This Agreement continues a long-standing annual coverage arrangement between U. T. Health Science Center - San Antonio and University Health System under which U. T. Health Science Center - San Antonio provides comprehensive professional medical services, administrative support, and non-emergency, and emergency coverage services for University Health System.

U. T. Health Science Center - San Antonio bills and collects for all professional medical services supplied by its providers.

37. Contract (funds coming in) - U. T. Health Science Center - San Antonio: Standard hospital operational agreement utilized to continue to incentivize improved quality metrics regarding the performance of comprehensive professional medical services for Bexar County Hospital District, dba University Health System

Agency: Bexar County Hospital District, dba University Health System

Funds: Approximately \$7,000,000

Period: January 1, 2022 through August 31, 2023

Description: Quality Improvement Agreement between U. T. Health Science Center - San Antonio and Bexar County Hospital District, dba University Health System.

This standard hospital operational agreement articulates the parties' agreed upon framework that will be used to systematically improve care but is not in response to any perception that care previously provided was not good, high-quality care. Quality improvement agreements such as these are common and seek to standardize processes and structures to reduce variation, achieve predictable results, and obtain even greater outcomes for patients, healthcare systems, and organizations. This agreement has been designed with agreed upon metrics and data measurement tools to monitor and incentivize improved clinical quality regarding the comprehensive professional medical services for University Health System.

38. Contract (funds coming in) - U. T. Health Science Center - San Antonio: To provide comprehensive physician administrative support services for Bexar County Hospital District, dba University Health System

Agency: Bexar County Hospital District, dba University Health System

Funds: Approximately \$13,995,970 annually

Period: January 1, 2022 through August 31, 2023

Description: Annual Operating Agreement for Medical Directorship between U. T. Health Science Center - San Antonio and Bexar County Hospital District, dba University Health System.

This Agreement continues the long-standing arrangement between U. T. Health Science Center - San Antonio and University Health System under which U. T. Health Science Center - San Antonio provides comprehensive physician administrative support (medical directorship) services for University Health System.

39. Contract (funds coming in) - U. T. Health Science Center - San Antonio: To provide comprehensive administrative support services for Bexar County Hospital District, dba University Health System

Agency: Bexar County Hospital District, dba University Health System

Funds: Approximately \$18,000,000

Period: January 1, 2022 through August 31, 2023

Description: Annual Operating Agreement for General Services between U. T. Health Science Center - San Antonio and Bexar County Hospital District, dba University Health System under which U. T. Health Science Center - San Antonio provides comprehensive administrative support services for University Health System.

40. Contract (funds coming in) - U. T. Health Science Center - San Antonio: To provide comprehensive medical care of newborns that require hospitalization at University Hospital, dba Bexar County Hospital District

Agency: Community Medicine Associates, dba University Medicine Associates (UMA), the certified non-profit healthcare corporation whose sole member is the Bexar County Hospital District, hereinafter referred to as UMA

Funds: Approximately \$6,100,000

Period: January 1, 2022 through December 31, 2022

Description: Neonatology Provider Agreement between U. T. Health Science Center - San Antonio and UMA

This Agreement continues a long-standing clinical coverage arrangement between U. T. Health Science Center - San Antonio and UMA, in support of the Bexar County Hospital District, dba University Hospital, U. T. Health Science Center - San Antonio's primary clinical affiliate for inpatient activity, under which U. T. Health Science Center - San Antonio provides comprehensive medical care of newborns that require hospitalization at University Hospital.

41. Request for Budget Change - U. T. Health Science Center - San Antonio: New Hires with Tenure -- amendment to the 2021-2022 budget

The following Requests for Budget Changes (RBC) have been administratively approved by the Chancellor and the Executive Vice Chancellor for Health Affairs and are recommended for approval by the U. T. System Board of Regents:

Description	Effective Date	% Time	Full-time Salary		RBC #
			No. Mos.	Rate \$	
<b>School of Medicine</b>					
Biochemistry and Structural Biology Professor					
Daohong Zhou (T)	3/1-8/31	100	12	250,000	11725
Biochemistry and Structural Biology Professor					
Reuben Harris (T)	4/11-8/31	100	12	280,000	11729

42. Contract (funds going out) - U. T. M. D. Anderson Cancer Center: Aramark Healthcare Support Services, LLC, to deliver retail food and nutrition operational base management services

Agency: Aramark Healthcare Support Services, LLC

Funds: Total cost of services under this Agreement, including all renewals, is estimated to be \$166,000,000.

Period: January 1, 2022 through December 31, 2026; with two one-year renewal options

Description: Aramark Healthcare Support Services, LLC, will offer retail food and nutrition operational base management services across the U. T. M. D. Anderson Cancer Center campus, as well as additional or satellite facilities within the Houston metropolitan area that U. T. M. D. Anderson Cancer Center may construct in the future during the term of the Agreement. The Agreement was competitively bid.

43. Contract (funds going out) - U. T. M. D. Anderson Cancer Center: Amendment to Agreement with Protiviti, Inc., to provide accounting and financial reporting personnel

Agency: Protiviti, Inc.

Funds: The total value of the services under the Agreement is approximately \$6,400,000.

Period: February 23, 2022 through August 31, 2022

Description: Protiviti, Inc., will provide accounting and financial reporting personnel to assess Sarbanes-Oxley compliance regarding planning, documenting, testing, assuring quality, remediation, data repository, and reporting for U. T. M. D. Anderson Cancer Center's Department of Financial Controls. The initial Agreement was effective from September 18, 2017 through August 31, 2020, with two renewal options of 12 months each. The First Amendment was effective October 21, 2019, and increased the cap amount to \$3,700,000. The Second Amendment was effective June 1, 2020, and extended the term to August 31, 2021, and increased the cap amount to \$4,875,000. The Third Amendment was effective August 3, 2021, and extended the term to August 31, 2022. The Fourth Amendment was effective January 25, 2022, and increased the cap amount to \$5,000,000. The initial Agreement and first four amendments did not require Board approval as the cap amount was within the institution's delegated approval threshold. The initial Agreement was competitively bid. This Fifth Amendment increases the cap amount to \$6,400,000. There are no remaining renewals.

44. Request for Budget Change - U. T. M. D. Anderson Cancer Center: New Hires with Tenure -- amendment to the 2021-2022 budget

The following Requests for Budget Changes (RBC) have been administratively approved by the Executive Vice Chancellor for Health Affairs and are recommended for approval by the U. T. System Board of Regents:

Description	Effective Date	% Time	Full-time Salary		RBC #
			No. Mos.	Rate \$	
<b>Medical Staff</b>					
Nursing					
Chair, Professor Eileen Hacker(T)	3/1-8/31	100	12	285,000	11718
Cancer Center Imaging					
Professor Chad Quarles (T)	6/1-8/31	100	12	285,000	11720
Translational Molecular Pathology					
Professor YinYin Yuan (T)	6/1-8/31	100	12	300,000	11721

**FACILITIES PLANNING AND CONSTRUCTION COMMITTEE**

No items for Consent Agenda