

THE UNIVERSITY OF TEXAS SYSTEM ADMINISTRATION

CHANCELLOR'S DOCKET NO. 70

See Page 49 for
Regental approval
via the Business
Affairs and Audit
Committee.


May 6, 1993

TO MEMBERS OF THE BUSINESS AFFAIRS AND AUDIT COMMITTEE:

Tom Loeffler, Chairman
Robert J. Cruikshank
Martha E. Smiley

The Docket for The University of Texas System Administration and the Dockets recommended by the Chief Administrative Officers concerned and prepared by the component institutions listed below are herewith submitted for ratification or approval, as appropriate, at the meeting of the U. T. System Board of Regents on June 10, 1993. The appropriate Executive Vice Chancellors and I concur in these recommendations.

<u>Institutions</u>	<u>Pages</u>
The University of Texas System Administration	C-1 through C-30
The University of Texas at Arlington	AR-1 through AR-18
The University of Texas at Austin	A-1 through A-57
The University of Texas at Brownsville	B-1 through B-4
The University of Texas at Dallas	D-1 through D-14
The University of Texas at El Paso	EP-1 through EP-18
The University of Texas - Pan American	PA-1 through PA-34
The University of Texas of the Permian Basin	PB-1 through PB-5
The University of Texas at San Antonio	SA-1 through SA-13
The University of Texas at Tyler	TA-1 through TA-9
The University of Texas Southwestern Medical Center at Dallas	HD-1 through HD-17
The University of Texas Medical Branch at Galveston	G-1 through G-12
The University of Texas Health Science Center at Houston	HH-1 through HH-22
The University of Texas Health Science Center at San Antonio	HS-1 through HS-16
The University of Texas M. D. Anderson Cancer Center	CC-1 through CC-31
The University of Texas Health Center at Tyler	HT-1 through HT-6


William H. Cunningham
Chancellor

WHC:sh

xc: Peter R. Coneway
Zan W. Holmes, Jr.
Lowell H. Lebermann, Jr.
Mario E. Ramirez, M.D.

Bernard Rapoport
Ellen C. Temple
James P. Duncan
Charles B. Mullins, M.D.

THE UNIVERSITY OF TEXAS SYSTEM ADMINISTRATION

U. T. BOARD OF REGENTS' MEETING

JUNE 10, 1993

TABLE OF CONTENTS

	<u>Page</u>
Business Contracts for Services	C- 3
Land Matters, including Standard Easements, Surface Leases Permits and Water Contracts	C- 4
Medical and Dental Services, Research and Development Programs/Physicians Referral Service	C-14
Changes to the 1992-93 System-wide Personnel Pay Plan	C-22
Amendments to the 1993 System Administration Operating Budget (Including staff appointments, changes of status and transfers of funds within existing budget total)	C-27
Other Fiscal Items	C-29
Land and Investment Report (See attachment L & I 1-119)	C-30

U. T. BOARD OF REGENTS' MEETING

JUNE 10, 1993

BUSINESS CONTRACTS FOR SERVICES

The following contracts have been awarded, have been administratively approved by the appropriate Executive Vice Chancellor, and are recommended for ratification by the U. T. Board of Regents:

(FUNDS GOING OUT)

1. Agency: Reddie-York
Funds: \$20,000
Period: March 1, 1993 through August 31, 1993
Title/Description: Provide outplacement services in the area of career assessment, skills acquisition and facility support

2. Agency: NationsBank of Texas, N.A.
Funds: As per the fee schedule referenced in Appendix "A", Item 9, of the Bank Card Merchant Agreement
Period: March 1, 1993 through March 1, 1996
Title/Description: Handling bank card business, including the purchasing of debt from credit transactions and the processing of such debt to certain bank card or other credit card companies

THE UNIVERSITY OF TEXAS SYSTEM ADMINISTRATION

U. T. BOARD OF REGENTS' MEETING

JUNE 10, 1993

LAND MATTERS, INCLUDING STANDARD EASEMENTS,

SURFACE LEASES, PERMITS AND WATER CONTRACTS

LAND MATTERS

Easement and Surface Lease Nos. 8306 - 8359, Assignment of Lease Nos. 5982, 5986, 7584, Flexible Grazing Lease Nos. 0237, 238, 239, 240, Amended Non-flexible Grazing Lease No. 1187, Potable/Industrial Water Contract Nos. 244W, 261W, Potable/Municipal Water Contract No. 89, Salt Water Disposal Contract Nos. 106D - 107D and Geophysical Permit No. 4338. --It is recommended by the Executive Vice Chancellor for Business Affairs that the following applications for easements, and surface leases, assignment of leases, flexible grazing leases, amended non-flexible grazing lease, potable/industrial water contracts, potable/municipal water contract, salt water disposal contracts, and geophysical permit be ratified and the appropriate filing fees be accepted. All have been approved as to content by the appropriate officials. Payment for each has been received unless otherwise indicated, and each document is on the University's standard form when applicable and is at the standard rate effective February 1, 1986, unless otherwise indicated.

Easements and Surface Leases Nos. 8306 - 8359

No.	Company	Type	County	Block #	Distance	Period	Fee
8306	Western Gas Resources, Inc.	Pipe Line Gas	Reagan	2	623.55 rods of 3" line	2/1/93 1/31/2003	\$3,117.75
8307	Riata Energy, Inc.	Pipe Line Gas	Terrell	35	251.52 rods of 4 1/2" line	3/1/93 2/28/2003	1,257.60
8308	Amoco Production Co.	Power Line Transmission	Andrews	1	30.88 rods of single line	1/1/93 12/31/2002	400.00 (Min.)
8309	J.L. Davis (Renewal of #5832)	Pipe Line Gas	Crockett	47	188.00 rods of 3" line	3/1/93 2/28/2003	846.00
8310	J.L. Davis (Renewal of #5835)	Pipe Line Gas	Reagan	2	121.00 rods of 2" line	3/1/93 2/28/2003	544.50
8311	Southwest Tx Electric Coop. (Renewal of #5867)	Power Line Distribution	Crockett	29	720.91 rods of single line	4/1/93 3/31/2003	1,009.27

C-5

2466

No.	Company	Type	County	Block #	Distance	Period	Fee
8312	Southwest Tx Electric Coop. (Renewal of #5899 & 5900)	Power Line Distribution	Crockett & Reagan	46, 47, & 48	819.17 rods of single line	3/1/93 2/28/2003	\$1,146.84
8313	Shell Pipe Line Corporation (Renewal of #5758)	Pipe Line Gas/Oil	Andrews	1	476.00 rods of 4 1/2" line	4/1/93 3/31/2003	2,142.00
8314	Scurlock Permian Corporation (Renewal of #5780)	Pipe Line Oil	Reagan	11	1,309.10 rods of 4 1/2" line	1/1/93 12/31/2002	5,890.95
8315	Delhi Gas Pipeline Corp. (Renewal of #5816)	Pipe Line Gas	Ward	18	1,086.12 rods of 10 3/4" line	5/1/93 4/30/2003	4,887.54
8316	American Central Gas Co. (Renewal of #5838)	Pipe Line Gas	Crane	31	1,630.40 rods of 3 1/2" line	4/1/93 3/31/2003	7,336.80
8317	Lomak Production Company (Renewal of #5879)	Pipe Line SWD	Reagan	49	187.27 rods of 2 3/8" line	3/1/93 2/28/2003	842.72
8318	Enserch Corporation (Renewal of #5896)	Pipe Line Gas	Pecos	28	718.00 rods of 18" line	9/1/93 8/31/2003	4,667.00
8319	Enserch Corporation (Renewal of #6039)	Pipe Line Gas	Ward	15 & 18	2,764.12 rods of 18" line	7/1/93 6/30/2003	17,966.78
8320	J. Cleo Thompson (Renewal of #5940)	Pipe Line Gas	Crockett	29, 30, & 31	1,729.31 rods of 4 1/2" line	6/1/93 5/31/2003	7,781.90
8321	James C. Burnett	Surface Lease Oil Field Yard	Reagan	11	0.69 acre approximately	3/1/93 2/28/94	500.00*

*Renewable from year to year, but not to exceed a total of ten years.

C-7

No.	Company	Type	County	Block #	Distance	Period	Fee
8322	City of Crane (Renewal of #5802)	Surface Lease City Dump Ground	Crane	30	60.00 acres approximately	2/1/93 1/31/94	\$3,600.00*
8323	Garland Eggleston dba Triple G Supply (Renewal of #6847)	Surface Lease Oilfield Equip- ment Yard & Office	Reagan	11	0.459 acre approximately	3/1/93 2/28/94	450.00*
8324	Texas-New Mexico Power Co. (Renewal of #5789)	Power Line Distribution	Ward	16	51.64 rods of single line	5/1/93 4/30/2003	400.00 (Min.)
8325	Texas-New Mexico Power Co. (Renewal of #5790)	Power Line Distribution	Pecos	27	129.50 rods of single line	5/1/93 4/30/2003	400.00 (Min.)
8326	Texas-New Mexico Power Co. (Renewal of #5860)	Power Line Distribution	Ward	16	2,031.20 rods of single line	6/1/93 5/31/2003	2,843.68
8327	Seagull Natural Gas Company (Renewal of #5822)	Pipe Line Gas	Pecos	19	483.82 rods of 4 1/2" line	3/1/93 2/28/2003	2,177.19
8328	Texaco Exploration & Production Inc. (Renewal of #5891)	Pipe Line Oil	Ward	18	94.55 rods of 4 1/2" line	5/1/93 4/30/2003	425.48
8329	Texaco Exploration & Production Inc. (Renewal of #5858)	Pipe Line Gas	Ward	18	853.00 rods of 4 1/2" line	5/1/93 4/30/2003	3,838.50
8330	Phillips Pipe Line Company (Renewal of #5874)	Pipe Line Oil	Andrews	9	109.20 rods of 4 1/2" line	5/1/93 4/30/2003	491.40

*Renewable from year to year, but not to exceed a total of ten years.

2468

No.	Company	Type	County	Block #	Distance	Period	Fee
8331	Phillips Pipe Line Company (Renewal of #5876)	Pipe Line Oil	Andrews	11	437.69 rods of 4 1/2" line & 328.18 rods of 2 3/8" line	5/1/93 4/30/2003	\$3,446.42
8332	GPM Gas Corporation (Renewal of #5875)	Pipe Line Gas	Andrews	1, 10, 11, & 13	561.80 rods of 6 5/8" line, 49.70 rods of 4 1/2" line, & 546.90 rods of 3.5" rods	5/1/93 4/30/2003	5,212.80
8333	Texaco Exploration & Production Inc. (Renewal of #5934)	Pipe Line Gas/Oil	Ward	18	232.12 rods of 4 1/2" line	7/1/93 6/30/2003	1,044.54
8334	Texaco Exploration & Production Inc. (Renewal of #6007)	Pipe Line Oil/Gas	Winkler	20	176.13 rods of 4 1/2" line	6/1/93 5/31/2003	792.58
8335	F.C. Bolen (Renewal of #5770)	Surface Lease Fuel Station & Cafe	Pecos	16	4.132 acres approximately	2/1/93 1/31/94	4,000.00*
8336	Pinnacle Natural Gas Company	Pipe Line Gas	Crockett	30 & 31	1,330.78 rods of 4" line	1/1/93 12/31/2002	6,653.90
8337	J.L. Davis (Renewal of #5885)	Pipe Line Gas	Reagan	12	272.73 rods of 4" line	4/1/93 3/31/2003	1,227.28

*Renewable from year to year, but not to exceed a total of ten years.

No.	Company	Type	County	Block #	Distance	Period	Fee
8338	L.O. Lynch (Renewal of #5769)	Surface Lease Barbecue Stand	Reagan	11	0.918 acre approximately	12/1/92 11/30/93	\$ 700.00*
8339	Texas-New Mexico Pipeline	Pipe Line Oil	Martin	6	115.47 rods of 4" line	3/1/93 2/28/2003	577.35
8340	Rice Engineering Corp. (Renewal of #5857)	Pipe Line SWD	Andrews	8	877.70 rods of 4" line	5/1/93 4/30/2003	3,949.65
8341	Atlantic Richfield Company (Renewal of #5844)	Pipe Line Gas	Crane	31	89.09 rods of 4" line	4/1/93 3/31/2003	400.90
8342	BTA Oil Producers (Renewal of #5916)	Pipe Line SWD	Gaines & Andrews	6	1,055.15 rods of 3" line	7/1/93 6/30/2003	4,748.17
8343	J. Cleo Thompson (Renewal of #6116)	Pipe Line Oil/Gas	Crockett	32	364.25 rods of 4 1/2" line	2/1/93 1/31/2003	1,639.12
8344	The Town of Wickett (Renewal of #5905)	Surface Lease Sewage Treat- ment Plant	Ward	16	8 acres approximately	8/1/93 7/31/94	400.00*
8345	Larry W. Isom (Renewal of #5581)	Surface Lease Office & Oil Field Equipment Yard	Reagan	11	3.099 acres approximately	10/1/91 9/30/92	1,200.00*
8346	Fina Oil & Chemical Co.	Surface Lease Oil Field Office & Yard	Andrews	13	0.086 acre approximately	4/1/93 3/31/94	400.00*

*Renewable from year to year, but not to exceed a total of ten years.

No.	Company	Type	County	Block #	Distance	Period	Fee
8347	Northern Natural Gas Company (Renewal of #5728)	Pipe Line Gas	Schleicher	57	1267.29 rods of 12 3/4" line	5/1/93 4/30/2003	\$ 8,238.00
8348	Exxon Pipeline Company (Renewal of #5870)	Pipe Line Oil	Andrews	9	358.42 rods of 4 1/2" line	6/1/93 5/31/2003	1,612.89
8349	Southwest Tx Electric Coop. (Renewal of #5973)	Power Line Distribution	Reagan	48	473.27 rods of single line	5/1/93 4/30/2003	662.57
8350	Sammy Terrell	Surface Lease Residential	Reagan	2	0.99 acre approximately	4/1/93 3/31/94	400.00*
8351	Texas Utilities Electric Co. (Renewal of #5902)	Power Line Distribution	Crane	31 & 35	1,580.85 rods of single line	6/1/93 5/31/2003	2,213.19
8352	Texas Utilities Electric Co. (Renewal of #5913)	Power Line Distribution	Ward & Loving	16, 17, & 19	1,181.45 rods of single line	6/1/93 5/31/2003	1,654.03
8353	Hubert Middleton (Renewal of #7519)	Surface Lease Engine Repair & Oil Field Yard	Reagan	11	2.755 acres approximately	5/1/93 4/30/1994	1,000.00*
8354	H.F. Ritchie dba Rye Supply Co., Inc. (Renewal of #5945)	Surface Lease Equipment Yard & Oil Field Supply	Reagan	11	0.621 acre approximately	8/1/93 7/31/2003	577.50*
8355	Nustar Joint Venture (Renewal of #5811)	Pipe Line Gas	Upton	3	276.61 rods of 6 5/8" line	4/1/93 3/31/2003	1,244.74
8356	Dinero Operating Company	Pipe Line Water	Andrews & Martin	6	540.20 rods of 2" line	2/1/93 1/31/2003	2,701.00

*Renewable from year to year, but not to exceed a total of ten years.

No.	Company	Type	County	Block #	Distance	Period	Fee
8357	Western Gas Resources, Inc. (Renewal of #5897)	Pipe Line Gas	Reagan	2	21.15 rods of 4 1/2" line	5/1/93 4/30/2003	\$400.00 (Min.)
8358	Koch Pipelines, Inc. (Renewal of #5920)	Pipe Line Gas	Andrews	1	956.61 rods of 3 1/2" line	8/1/93 7/31/2003	4,304.74
8359	Essex Crude Company	Surface Lease Oil Unloading Station	Reagan	9	1.003 acres approximately	5/1/93 4/30/2003	4,000.00

Assignment of Leases Nos. 5982, 5986, 7584

No.	Assignor	Assignee	Type Permit	County	Consideration
5982	El Paso Natural Gas Company	Nustar Joint Venture	Pipeline	Crane	\$400.00
5986	El Paso Natural Gas Company	Nustar Joint Venture	Pipeline	Crane	400.00
7584	Westar Transmission Company	Warwink Gathering & Treating Company	Pipeline	Ward	400.00

Flexible Grazing Lease Nos. 0237, 0239, 0240

No.	Lessee	County	Block	Acreage	Period	Minimum Rental Per Acre	Minimum Annual Rental	Semi- Annual Rental
0237	Bob J. Meek (Renewal of #0127)	Ward	16	1,560.87	7/1/93 6/30/2003	\$0.63	\$983.35	\$491.68
0238	Tommy Hayre & Lellee Hayre (Renewal of #0117)	Terrell	36 & 37	11,141.10	7/1/93 6/30/2003	0.70	7,798.77	3,899.39

No.	Lessee	County	Block	Acreage	Period	Minimum Rental Per Acre	Minimum Annual Rental	Semi-Annual Rental
0239	James T. O'Bryan (Renewal of #0123)	Reagan	11	986.51	7/1/93 6/30/2003	\$0.99	\$976.64	\$488.32
0240	John Casselman, Jr. (Renewal of #0121)	Reagan	9, 10, & 58	17,601.30	7/1/93 6/30/2003	0.81	14,257.05	7,128.53

Amended Non-Flexible Grazing Lease No. 1187

No.	Lessee	County	Block	Acreage	Period	Minimum Rental Per Acre	Minimum Annual Rental	Semi-Annual Rental
1187	Jess Burner, Jr.	El Paso	L	10,549.327	1/1/90 12/31/94	\$0.20	\$2,109.86	\$1,054.93

Potable/Industrial Water Contract No. 244W & 261W

No.	Grantee	County	Location (Block)	Period	Consideration
244W	Mansell Brine Sales, Inc. (Renewal of #244W)	Andrews	5	2/1/93 1/31/98	\$100.00*
261W	K & W Pump Service	Upton	58	3/1/93 2/28/94	2,500.00**

*Annual rental. Royalty is \$0.60/1000 gallons of water produced or 12-1/2% of the selling price, whichever is greater, with an annual minimum royalty of \$500.00.

**The contract grants Lessee the right to produce water from a water source well for use in the drilling of a well off University Lands.

Potable/Municipal Water Contract No. 89

No.	Grantor	County	Location (Block)	Period	Consideration
89	El Paso County Water Authority (Renewal of #89)	El Paso	L	3/1/93 2/28/2003	\$25,000.00

*Represents annual minimum royalty of \$25,000.00 less credit of \$273.97 for royalty paid under the prior contract.

Salt Water Disposal Contract No. 106D - 107D

No.	Company	Type Permit	County	Location (Block)	Distance or Area	Period	Consideration
106D	Ross W. Woodworth	SWD	Pecos	17	1 acre	4/1/93 3/31/94	\$1,000.00*
107D	Energy Production Corp.	SWD	Reagan	1	1 acre	4/1/93 3/31/94	1,000.00*

Annual advance rental. Renewable from year to year, but not to exceed a total of five years. Negotiated by Manager of University Lands - Oil, Gas and Mineral Interests.

Geophysical Permit Fees No. 4338

No	Company	Area	Blocks and Counties	Period	Consideration
4338	Western Geophysical for Neauburg Producing Co.	One	1 through 14, Andrews, Gaines, and Martin Counties	4/28/93 7/27/93	\$400.00

THE UNIVERSITY OF TEXAS SYSTEM ADMINISTRATION

U. T. BOARD OF REGENTS' MEETING

JUNE 10, 1993

MEDICAL AND DENTAL SERVICES, RESEARCH

AND DEVELOPMENT PROGRAMS/PHYSICIANS

REFERRAL SERVICE

**THE UNIVERSITY OF TEXAS SYSTEM
 MEDICAL SERVICES, RESEARCH AND DEVELOPMENT PROGRAMS/PHYSICIANS REFERRAL SERVICE
 MEDICAID CASH COLLECTIONS
 SEPTEMBER 1, 1992 THROUGH FEBRUARY 28, 1993**

	UTSWMC - DALLAS			UTMB - GALVESTON			UTHSC - HOUSTON		
	FY92	FY93	Inc/Dec	FY92	FY93	Inc/Dec	FY92	FY93	Inc/Dec
September	\$962,290	\$1,164,449	\$202,159	\$548,137	\$689,229	\$141,092	\$514,496	\$475,051	(\$39,445)
October	\$1,340,125	\$1,572,613	\$232,488	\$940,411	\$777,969	(\$162,442)	\$524,358	\$578,731	\$54,373
November	\$945,399	\$1,061,231	\$115,832	\$462,843	\$963,921	\$501,078	\$455,252	\$546,117	\$90,865
December	\$1,420,238	\$1,842,619	\$422,381	\$847,082	\$1,178,557	\$331,475	\$535,950	\$600,202	\$64,252
January	\$1,488,005	\$1,268,149	(\$219,856)	\$941,671	\$757,009	(\$184,662)	\$592,551	\$536,275	(\$56,276)
February	\$1,150,690	\$1,464,206	\$313,516	\$868,317	\$952,378	\$84,061	\$555,121	\$669,833	\$114,712
TOTAL	\$7,306,747	\$8,373,267	\$1,066,520	\$4,608,461	\$5,319,063	\$710,602	\$3,177,728	\$3,406,209	\$228,481

	UTHSC - SAN ANTONIO			UTMDACC - HOUSTON			UTHC - TYLER		
	FY92	FY93	Inc/Dec	FY92	FY93	Inc/Dec	FY92	FY93	Inc/Dec
September	\$666,669	\$504,380	(\$162,289)	\$41,474	\$54,286	\$12,812	\$32,467	\$51,372	\$18,905
October	\$402,159	\$707,896	\$305,737	\$86,566	\$117,670	\$31,104	\$32,812	\$60,801	\$27,989
November	\$745,013	\$544,992	(\$200,021)	\$73,448	\$52,222	(\$21,226)	\$22,093	\$59,827	\$37,734
December	\$636,728	\$705,058	\$68,330	\$96,394	\$105,411	\$9,017	\$52,927	\$65,135	\$12,208
January	\$519,469	\$654,465	\$134,996	\$69,894	\$103,982	\$34,088	\$66,213	\$52,304	(\$13,909)
February	\$458,304	\$558,369	\$100,065	\$64,704	\$75,594	\$10,890	\$42,611	\$46,679	\$4,068
TOTAL	\$3,428,342	\$3,675,160	\$246,818	\$432,480	\$509,165	\$76,685	\$249,123	\$336,118	\$86,995

C-15

2476

THE UNIVERSITY OF TEXAS SYSTEM
MSRDP ANNUAL OFFICIAL FUNCTIONS
SEPTEMBER 1, 1992 THROUGH FEBRUARY 28, 1993

FUNCTION	Cost	Attendance	Average Expense Per Person
UTSWMC - Dallas	\$33,149	1,763	\$18.80
UTMB - Galveston	\$325,384	12,494	\$26.04
UTHSC - Houston	\$64,179	3,279	\$19.57
UTHSC - San Antonio	\$34,576	2,429	\$14.23
UTMDACC - Houston	\$22,908	950	\$24.11
UTHC - Tyler	\$10,560	1,100	\$9.60
TOTAL	\$490,756	22,015	\$22.29

**THE UNIVERSITY OF TEXAS SYSTEM
 MEDICAL SERVICES, RESEARCH AND DEVELOPMENT PROGRAMS/PHYSICIANS REFERRAL SERVICE
 YEAR-TO-DATE SUMMARY OF OPERATIONS
 FOR THE QUARTER ENDING FEBRUARY 28, 1993**

INCOME	UTSWMC- DALLAS	UTMB- GALVESTON	UTHSC- HOUSTON	UTHSC- SAN ANTONIO	UTMDACC- HOUSTON	UTHC- TYLER	TOTAL
Medicare	\$4,149,239	\$2,982,004	\$3,790,922	\$2,076,491	\$3,597,129	\$1,204,138	\$17,799,923
Medicaid	\$8,373,267	\$5,919,063	\$3,406,209	\$3,675,160	\$509,165	\$336,118	\$21,618,982
Commercial Insurance	\$22,271,748	\$7,012,178	\$16,444,297	\$5,282,762	\$22,412,740	\$1,043,299	\$74,467,024
State and Federal	\$1,202,391	\$7,540,326	\$177,782	\$1,612,598	\$2,898,078	\$34,915	\$13,466,090
Paid by Patients	\$4,158,774	\$3,835,166	\$1,500,441	\$1,916,086	\$6,078,589	\$281,248	\$17,770,304
Affiliated Institutions	\$7,856,619	\$0	\$12,729,258	\$2,120,745	\$0	\$0	\$22,706,622
Other Income	\$2,988,910	\$1,915,643	\$3,628,348	\$1,519,503	\$141,585	\$40,729	\$10,234,718
Interest Income	\$287,284	\$496,388	\$159,905	\$332,079	\$582,170	\$23,936	\$1,881,762
Other Additions	\$0	\$0	\$0	\$1,272,668	\$0	\$0	\$1,272,668
Net Change in Accounts Receivable	\$0	(\$1,549,058)	\$0	\$0	\$0	\$0	(\$1,549,058)
TOTAL INCOME	\$51,288,232	\$27,551,710	\$41,837,162	\$19,808,092	\$36,219,456	\$2,964,383	\$179,669,035

C-17

2478

THE UNIVERSITY OF TEXAS SYSTEM
MEDICAL SERVICES, RESEARCH AND DEVELOPMENT PROGRAMS/PHYSICIANS REFERRAL SERVICE
YEAR-TO-DATE SUMMARY OF OPERATIONS
FOR THE YEAR QUARTER ENDING FEBRUARY 28, 1993

EXPENDITURES	UTSWMC- DALLAS	UTMB- GALVESTON	UTHSC- HOUSTON	UTHSC- SAN ANTONIO	UTMDACC- HOUSTON	UTHC- TYLER	TOTAL
Faculty Salaries	\$9,599,091	\$8,522,519	\$7,529,854	\$1,329,430	\$5,601,164	\$1,376,653	\$33,958,711
Faculty Augmentation	\$8,034,617	\$4,381,026	\$6,657,739	\$3,988,199	\$12,671,312	\$0	\$35,732,893
Fringe Benefits	\$14,317,973	\$5,981,137	\$5,743,058	\$6,480,807	\$10,015,463	\$939,495	\$43,477,933
Education and Research Support	\$13,231,196	\$6,325,707	\$2,031,788	\$4,120,376	\$2,350,577	\$73,005	\$28,132,649
Institutional Development	\$2,402,063	\$796,851	\$1,009,993	\$112,274	\$2,509,380	\$84,180	\$6,914,741
Billing and Collections	\$3,119,273	\$3,107,501	\$2,993,291	\$1,835,599	\$2,298,650	\$192,534	\$13,546,848
Patient Care	\$5,676,586	\$3,496,022	\$12,878,216	\$648,759	\$4,287,349	\$436,064	\$27,422,996
Professional Liability Insurance	\$3,151,648	\$1,443,589	\$831,274	\$1,971,691	\$1,394,994	\$255,194	\$9,048,390
Official Functions	\$33,149	\$325,384	\$64,179	\$34,576	\$22,908	\$10,560	\$490,756
Other Deductions	\$577,846	\$1,117,864	\$162,390	\$25,000	\$771,224	\$0	\$2,654,324
TOTAL EXPENDITURES	\$60,143,442	\$35,497,600	\$39,901,782	\$20,546,711	\$41,923,021	\$3,367,685	\$201,380,241

THE UNIVERSITY OF TEXAS SYSTEM
MEDICAL SERVICES, RESEARCH AND DEVELOPMENT PROGRAMS/PHYSICIANS REFERRAL SERVICE
YEAR-TO-DATE SUMMARY OF OPERATIONS
FOR THE QUARTER ENDING FEBRUARY 28, 1993

	UTSWMC- DALLAS	UTMB- GALVESTON	UTHSC- HOUSTON	UTHSC-- SAN ANTONIO	UTMDACC- HOUSTON	UTHC- TYLER	TOTAL
Balance, September 1, 1992	\$43,288,692	\$36,829,025	\$9,287,838	\$29,299,968	\$39,570,822	\$1,153,338	\$159,429,683
Income	\$51,288,232	\$27,551,710	\$41,837,162	\$19,808,092	\$36,219,456	\$2,964,383	\$179,669,035
Total Funds Available	\$94,576,924	\$64,380,735	\$51,125,000	\$49,108,060	\$75,790,278	\$4,117,721	\$339,098,718
Less: Expenditures	\$60,143,442	\$35,497,600	\$39,901,782	\$20,546,711	\$41,923,021	\$3,367,685	\$201,380,241
Balance, February 28, 1993	\$34,433,482	\$28,883,135	\$11,223,218	\$28,561,349	\$33,867,257	\$750,036	\$137,718,477

THE UNIVERSITY OF TEXAS SYSTEM
 DENTAL SERVICES, RESEARCH AND DEVELOPMENT PROGRAMS
 YEAR-TO-DATE SUMMARY OF OPERATIONS
 FOR THE QUARTER ENDING FEBRUARY 28, 1993

		UTHSC - SAN ANTONIO
	Balance, September 1, 1992	\$1,576,421
	Income and Transfers	\$1,033,286
	Total Funds Available	\$2,609,707
	Expenditures & Transfers	\$859,921
	Balance, February 28, 1993	\$1,749,786
INCOME	Medicare	\$0
	Medicaid	\$0
	Commercial Insurance	\$303,984
	State and Federal	\$0
	Paid By Patients	\$709,294
	Affiliated Institutions	\$0
	Other Income	\$4,225
	Interest Income	\$15,783
	Other Additions	\$0
	TOTAL INCOME	\$1,033,286
EXPENDITURES	Faculty Salaries	\$0
	Faculty Augmentation	\$120,964
	Fringe Benefits	\$99,798
	Education and Research Support	\$84,521
	Institutional Development	\$19,393
	Billing and Collections	\$37,367
	Patient Care	\$467,878
	Professional Liability Insurance	\$0
	Other Deductions	\$30,000
	TOTAL EXPENDITURES	\$859,921

THE UNIVERSITY OF TEXAS SYSTEM
ALLIED HEALTH/FSP
YEAR-TO-DATE SUMMARY OF OPERATIONS
FOR THE QUARTER ENDING FEBRUARY 28, 1993

		UTSWMC - DALLAS
	Balance, September 1, 1992	\$536,840
	Income	\$139,929
	Total Funds Available	\$676,769
	Expenditures & New Programs	\$126,564
	Balance, February 28, 1993	\$550,205
INCOME	Medicare	\$6,811
	Medicaid	\$0
	Commercial Insurance	\$47,838
	State and Federal	\$12,988
	Paid By Patients	\$22,918
	Affiliated Institutions	\$19,461
	Other Income	\$28,847
	Interest Income	\$1,066
	Other Additions	\$0
	TOTAL INCOME	\$139,929
EXPENDITURES	Faculty Salaries	\$18,586
EXPENDITURES	Faculty Augmentation	\$0
	Fringe Benefits	\$44,837
	Education and Research Support	\$63,141
	Institutional Development	\$0
	Billing and Collections	\$0
	Patient Care	\$0
	Professional Liability Insurance	\$0
	Official Functions	\$0
	TOTAL EXPENDITURES	\$0
	Other Deductions	\$0
	TOTAL EXPENDITURES	\$126,564

U. T. BOARD OF REGENTS' MEETING

JUNE 10, 1993

ADJUSTMENTS TO THE 1992-93 SYSTEM-WIDE PERSONNEL PAY PLAN

Ratification is requested for the following adjustments to the 1992-93 System-wide Personnel Pay Plan:

ADDITIONS

<u>Code</u>	<u>Title</u>	<u>System-wide Annual Salary Range</u>
1113	Coordinator Image Acquisition	30,432 - 50,196
1117	CD ROM Developer	41,100 - 67,860
1124	Program Educational Coordinator	35,964 - 59,352
1128	Quality Assurance Dosimetry Services Supervisor	45,420 - 75,000
1133	Radiation Therapy Technician	20,328 - 33,612
1261	Chief, Respiratory Therapist	42,468 - 70,116
1311	JCAHO/Quality Improvement Resource Manager	45,420 - 75,000
1338	Medical Records Service Representative III	17,832 - 29,412
1339	Medical Records Service Representative II	15,756 - 25,704
1347	Medical Records Service Representative I	14,412 - 23,256
1341	Medical Transcriptionist IV	30,432 - 50,196
1342	Medical Transcriptionist III	27,504 - 45,420
1343	Medical Transcriptionist II	24,864 - 41,100
1344	Medical Transcriptionist I	23,256 - 38,412
1345	Coding Specialist	21,744 - 35,964
1346	QA Medical Transcriptionist	27,504 - 45,420
1371	Senior Coordinator of Research Data	24,864 - 41,100
1408	Assistant Director, Pharmacy	48,552 - 80,196
1539	Patient Representative II	24,864 - 41,100
1542	Patient Registration Representative	19,032 - 31,428
1593	Assistant Director, Pastoral Education	37,164 - 61,380
1601	Laboratory Operations Manager	42,468 - 70,116
1622	Bone Marrow Aspiration Technician I	17,832 - 29,412
1628	Bone Marrow Aspiration Technician II	20,328 - 33,612
1639	Cytopathology Program Director	43,908 - 72,528
1788	Associate Director, Central Services	38,412 - 63,368
1871	Operations Manager	45,420 - 75,000
1872	Assistant Director, Cancer Prevention and Detection	45,420 - 75,000
1873	Assistant Director for Clinical Research	46,968 - 77,568
1874	Evening/Weekend Administrator	32,496 - 53,700
1875	Administrative Director, Operating Room	48,552 - 80,196
1876	Clinic Manager III	31,428 - 51,900
1877	Clinic Manager II	29,412 - 48,552
1878	Assistant Director, Operating Room Administrative Services	35,964 - 59,352
1879	Clinic Manager I	27,504 - 45,420
1880	Lobby Attendant Leader	12,804 - 20,328
1881	Supervisor I, Operating Room	18,408 - 30,432
1882	Senior Operating Room Technician	18,408 - 30,432
1883	Operating Room Technician	16,236 - 26,592
2000	Patient Liaison	28,428 - 46,968
2001	Patient Care Coordinator III	28,428 - 46,968
2002	Assistant Director, Registration and Financial Evaluation	32,496 - 53,700
2003	Coordinator, Patient Representatives	28,428 - 46,968
2007	Manager, Cancer Information Services	41,100 - 67,860
3619	Outreach Center Counselor	19,688 - 33,612
4309	Biomedical Instrument Services Technician Supervisor	30,432 - 48,552
4321	Biomedical Instrument Services Technician IV	29,412 - 46,968
4401	Health Policy Researcher	42,468 - 70,116
4402	TCDC Researcher	42,468 - 70,116
4427	Senior Flow Cytometry Specialist	31,428 - 51,900
4428	Flow Cytometry Specialist	26,592 - 43,908

THE UNIVERSITY OF TEXAS SYSTEM ADMINISTRATION

U. T. BOARD OF REGENTS' MEETING

JUNE 10, 1993

ADJUSTMENTS TO THE 1992-93 SYSTEM-WIDE PERSONNEL PAY PLAN

(Continued)

4431	Assistant Flow Cytometry Specialist	21,744 - 35,964
4477	Coordinator of Clinical Research Program	35,964 - 59,352
5039	Facilities Information Specialist II	26,592 - 43,908
5040	Facilities Information Specialist I	24,036 - 39,732
5049	Facilities Information Specialist III	29,412 - 48,552
5051	Senior Architect	43,908 - 72,528
5064	Work Control Supervisor	32,496 - 53,700
5078	Senior Interior Designer	34,740 - 57,396
5079	Associate Interior Designer	28,428 - 46,968
5084	Work Control Coordinator III	28,428 - 46,968
6100	Executive Chef	28,428 - 46,968
6204	Manager, Building Services	37,164 - 61,380
6330	Police Dispatcher, University Police	17,832 - 29,412
8102	Manager, Instructional Development	42,468 - 70,116
8179	Continuing Education Specialist	22,500 - 37,164
8182	Conference Support Services Supervisor	28,428 - 46,968
8327	Production Coordinator	24,036 - 39,732
8422	Manager, Television Network Services	41,100 - 67,860
8451	Television Maintenance Engineer	34,740 - 57,396
8622	Outreach Marketing Representative	26,592 - 43,908
8648	Senior Editor	33,612 - 55,512
8988	Supervisor, Auxiliary Enterprises	34,740 - 57,396
8989	Program Director	42,468 - 70,116
8990	Program Coordinator, Texas Outreach Program	34,740 - 57,396
8991	Administrative Director	46,968 - 77,568
8992	Manager of International Patients Assistance Program	37,164 - 61,380
8993	Assistant Director, Health Policy	41,100 - 67,860
8994	Mail Clerk III	15,300 - 24,864
8995	Manager, Administration and Finance-MDA Outreach Corporation	39,732 - 65,592
8996	Program Director, Administrative Systems RPI	50,196 - 82,908
8997	Project Director, Imaging and Software Systems RPI	50,196 - 82,908
8998	Senior Management Analyst	50,196 - 82,908
9065	Project Director	42,468 - 70,116
9259	Management Analyst	45,420 - 75,000
9311	Technical Specialist, Image Cytometry/RPI	35,964 - 59,352
9404	Coordinator, Legal Communications	45,420 - 75,000
9656	Senior Departmental Buyer	24,864 - 41,100
9657	Department Buyer	22,500 - 37,164

ADJUSTMENTS IN SALARY RANGE

		System-wide Annual Salary Range	
		From	To
1018	Nurse Anesthetist	27,504 - 88,656	27,504 - 108,360
1055	Preventive Medicine Clinician	27,504 - 45,420	29,412 - 48,552
1102	Radiotherapy Program Director	41,100 - 67,860	45,420 - 75,000
1105	Assistant Chief Radiologic Technologist	27,504 - 50,196	27,504 - 55,512
1106	Radiologist Technologist Supervisor	25,704 - 45,420	24,144 - 50,196
1108	Radiologic Technologist II	18,408 - 38,412	17,868 - 41,100
1109	Radiologic Technologist I	14,856 - 35,964	14,856 - 38,412

U. T. BOARD OF REGENTS' MEETING

JUNE 10, 1993

ADJUSTMENTS TO THE 1992-93 SYSTEM-WIDE PERSONNEL PAY PLAN

(Continued)

1115	Computerized Tomographic Technologist	24,864 - 41,100	24,864 - 42,468
1116	Assistant Chief Radiation Therapy Technologist	41,100 - 67,860	43,908 - 72,528
1118	Radiation Therapy Technologist Supervisor	37,164 - 63,468	39,732 - 70,116
1119	Senior Radiation Therapy Technologist	33,612 - 55,512	38,412 - 63,468
1122	Radiation Therapy Technologist	31,428 - 50,196	31,428 - 57,396
1130	Medical Dosimetrist III	35,964 - 72,528	41,100 - 72,528
1131	Medical Dosimetrist II	32,496 - 67,860	37,164 - 67,860
1132	Medical Dosimetrist I	30,432 - 57,396	34,740 - 57,396
1135	Quality Assurance Dosimetrist	34,740 - 57,396	39,732 - 65,592
1136	Quality Assurance Dosimetrist II	31,428 - 51,900	35,964 - 59,352
1137	Quality Assurance Dosimetrist I	28,428 - 46,968	32,496 - 53,700
1168	Nuclear Medicine Technologist Supervisor	28,428 - 53,700	30,432 - 53,700
1169	Senior Nuclear Medicine Technologist	25,704 - 45,420	27,504 - 45,420
1171	Nuclear Medicine Technologist	19,668 - 39,732	19,668 - 41,100
1177	Lymphangiography Technologist	24,036 - 39,732	24,864 - 41,100
1179	Radiology Special Procedures Technologist	24,036 - 39,732	24,864 - 41,100
1191	Mold Room Technician II	18,408 - 30,432	20,328 - 33,612
1192	Mold room Technician I	15,756 - 25,704	17,292 - 28,428
1264	Respiratory Therapist II	22,500 - 45,420	22,500 - 48,552
1265	Respiratory Therapist I	20,328 - 41,100	20,328 - 42,468
1271	Respiratory Care Supervisor	21,744 - 50,196	21,744 - 53,700
1273	Respiratory Care Technician	17,832 - 34,740	17,832 - 35,964
1312	Assistant Director, Medical Records	33,612 - 59,352	33,612 - 61,380
1410	Pharmacy Supervisor	42,468 - 70,116	42,468 - 77,568
1413	Pharmacist II	30,432 - 63,468	30,432 - 65,592
1418	Pharmacy Technologist III	19,032 - 31,428	20,328 - 33,612
1419	Pharmacy Technologist II	16,236 - 27,504	16,236 - 29,412
1507	Associate Director of Social Work	38,412 - 63,468	42,468 - 70,116
1508	Social Work Rehabilitation Coordinator	33,612 - 55,512	37,164 - 61,380
1509	Social Work Research and Education Coordinator	33,612 - 55,512	37,164 - 61,380
1510	Social Work Supervisor	25,704 - 57,396	25,704 - 61,380
1511	Social Work Program Coordinator	33,612 - 55,512	37,164 - 61,380
1518	Social Worker IV	24,864 - 50,196	24,864 - 55,512
1519	Social Worker III	23,256 - 46,968	23,256 - 51,900
1520	Social Worker II	21,048 - 43,908	21,048 - 46,968
1521	Social Worker I	18,408 - 41,100	18,408 - 42,468
1593	Assistant Director, Pastoral Education	35,964 - 59,352	35,964 - 61,380
1610	Medical Technologist I	21,108 - 41,420	21,108 - 42,468
1642	Clinical Technologist II	30,432 - 50,196	32,496 - 53,700
1643	Clinical Technologist I	26,592 - 43,908	29,412 - 48,552
1647	Assistant Chief Histology Laboratory	22,500 - 41,100	22,500 - 42,468
1648	Histology Technician III	21,048 - 38,412	21,048 - 39,732
1772	Chief Neurophysiology Technologist	26,582 - 45,420	28,428 - 51,900
1773	Neurophysiology Technician II	17,292 - 39,732	17,292 - 42,468
1781	Infection Control Practitioner Supervisor	30,432 - 50,196	32,496 - 53,700
1785	Infection Control Practitioner	24,036 - 43,908	24,036 - 48,552
1809	Anaplastologist	34,740 - 57,386	28,428 - 46,968
1816	Maxillofacial Prosthetic Technician I	18,408 - 41,100	18,408 - 53,700
1818	Dental Ceramist Technician	22,500 - 43,908	21,840 - 50,196
1822	Dental Technician II	14,856 - 26,592	14,856 - 27,504
1837	Dental Assistant Supervisor	18,408 - 31,428	18,408 - 35,964
1841	Dental Assistant II	13,584 - 28,428	13,584 - 31,428
1842	Dental Assistant I	12,060 - 25,812	12,060 - 27,504

THE UNIVERSITY OF TEXAS SYSTEM ADMINISTRATION

U. T. BOARD OF REGENTS' MEETING

JUNE 10, 1993

ADJUSTMENTS TO THE 1992-93 SYSTEM-WIDE PERSONNEL PAY PLAN

(Continued)

1909	Assistant Director, Patient Care Coordinator Services	29,412 - 48,552	31,428 - 51,900
1926	Unit Manager II	25,704 - 46,968	25,704 - 48,552
1927	Unit Manager I	21,744 - 41,100	21,744 - 45,420
1959	Volunteer Coordinator II	19,668 - 38,412	19,668 - 42,468
1960	Volunteer Coordinator I	19,668 - 35,964	19,668 - 37,164
1961	Assistant Volunteer Coordinator	16,776 - 29,412	16,776 - 32,496
4322	Biomedical Equipment/Engineering Technician III	31,428 - 57,396	26,592 - 57,396
	UT HSC San Antonio with institutional range of		26,592 - 42,468
4375	Technology Licensing Specialist II	31,428 - 51,900	38,412 - 63,468
4376	Technology Licensing Specialist I	29,412 - 48,552	34,740 - 57,396
4406	Research Scientist	26,592 - 55,512	26,592 - 61,380
4412	Senior Research Assistant	21,048 - 43,908	21,048 - 48,552
4413	Research Assistant II	19,668 - 38,412	19,668 - 41,100
4414	Research Assistant I	17,832 - 34,740	17,832 - 35,964
4415	Research Technician II	14,856 - 26,592	15,300 - 26,592
4443	Animal Resources Manager II	25,704 - 51,900	25,704 - 61,380
4444	Animal Resources Manager I	25,704 - 43,908	28,428 - 51,900
4475	Research Investigator	30,432 - 50,196	33,612 - 55,512
4476	Research Laboratory Coordinator	30,432 - 50,196	33,612 - 55,512
5063	Architectural Specialist	25,704 - 42,468	27,504 - 45,420
5067	Construction Project Coordinator	25,704 - 39,732	25,704 - 57,396
	UT MD Anderson with institutional range of		34,740 - 57,396
5324	Manager, Field Services/Outside Plant	39,732 - 65,592	42,468 - 70,116
6101	Associate Director for Food Service	38,412 - 63,468	42,468 - 70,116
6136	Nutrition Support Dietitian	28,428 - 46,968	31,428 - 51,900
6138	Clinical Dietitian	20,328 - 42,468	20,328 - 43,908
6191	Food Service Worker II	10,452 - 19,668	10,452 - 21,048
6192	Food Service Worker I	9,864 - 17,832	9,864 - 19,668
6208	Assistant Manager, Building Services	23,256 - 38,412	24,036 - 48,552
6487	Gift Shop Manager	22,500 - 38,412	24,864 - 41,100
8010	Assistant Library Director	23,256 - 50,196	23,256 - 63,468
8011	Librarian III	24,864 - 43,908	27,504 - 46,968
8113	Community Relations Coordinator	28,428 - 46,968	30,432 - 50,196
8129	Assistant Child Care Specialist	9,864 - 15,756	9,864 - 19,032
8407	Television Producer/Director	21,048 - 42,468	21,048 - 51,900
8510	Medical Illustration Manager	24,740 - 57,396	37,164 - 61,380
8517	Medical Illustrator II	19,032 - 34,740	19,032 - 37,164
8809	Photographic Services Manager	35,964 - 59,352	37,164 - 61,380
9003	Staff Assistant	34,740 - 57,396	28,428 - 61,380
9016	Administrative Manager	28,428 - 53,700	28,428 - 70,116
9021	Manager, Telecommunications Services	41,100 - 67,860	42,468 - 70,116
9060	Word Processor Operator II	13,176 - 31,428	13,176 - 33,612
9061	Word Processor Operator I	11,076 - 27,504	11,076 - 29,412
9081	Mail Services Supervisor	18,408 - 32,496	18,408 - 33,612
	UT MD Anderson with institutional range of		20,328 - 33,612
9110	Associate Director of Development	38,412 - 63,468	48,552 - 80,196
9126	Assistant Director, Internal Audit	35,964 - 65,592	35,964 - 70,116
9164	Manager, Internal Audit	30,432 - 57,396	30,432 - 61,380
9167	Assistant Director, Technology Development	34,740 - 57,396	48,552 - 80,196
9357	Computer Equipment Maintenance Technician I	14,856 - 28,428	14,856 - 45,420
	UT MD Anderson with institutional range of		27,504 - 45,420
9405	Legal Services Officer	41,100 - 67,860	50,196 - 82,908
9505	Human Resources Manager	27,504 - 63,468	27,504 - 70,116

THE UNIVERSITY OF TEXAS SYSTEM ADMINISTRATION

U. T. BOARD OF REGENTS' MEETING

JUNE 10, 1993

ADJUSTMENTS TO THE 1992-93 SYSTEM-WIDE PERSONNEL PAY PLAN

(Continued)

9515	Senior Human Resources Representative	24,036 - 53,700	24,036 - 57,396
9516	Human Resources Representative	20,328 - 45,420	20,328 - 46,968
9568	Risk Manager	26,592 - 67,860	26,592 - 70,116
9588	Human Resources Technician II	20,328 - 33,612	20,328 - 34,740
9606	Property Control Manager	41,100 - 67,860	42,468 - 70,116
9610	Traffic Manager	41,100 - 67,860	42,468 - 70,116
9625	Manager, Procurement	35,964 - 67,860	35,964 - 70,116

The above referenced adjustments reflect those actions necessary to establish or maintain internal and external equity and/or accurately define and classify jobs. Salary ranges are supported by compensation data for the area concerned. These adjustments have been initiated by the various component institutions, appropriately reviewed, and have received the approval of the Office of the Chancellor.

U. T. BOARD OF REGENTS' MEETING

JUNE 10, 1993

AMENDMENTS TO THE 1993 BUDGET

The term "rate" is the full-time twelve-month rate, the appointee receiving a proportionate amount depending upon the fraction of time for which he is appointed and the period of his appointment. Source of funds for payment of salaries, unless otherwise shown, is the departmental salaries account.

<u>Item, Department, Title, Name</u>	<u>Effective Date</u>	<u>% Time</u>	<u>Full-time Salary</u>		<u>RBC</u>
			<u>No. Mos.</u>	<u>Rate</u>	
<u>APPOINTMENTS, PROMOTIONS, AND SALARY INCREASES</u>					
AVAILABLE UNIVERSITY FUND					
Office of Equity Investments					
1. Gregory L. Cox					D40
From: Investment Officer		100	12	83,209	
To: Portfolio Manager - Equity Income Investments	3/3	100	12	83,209	
2. Barney H. Timmins					D39
From: Investment Officer		100	12	74,675	
To: Portfolio Manager - Large Cap Growth	3/3	100	12	80,000	

U. T. BOARD OF REGENTS' MEETING

JUNE 10, 1993

AMENDMENTS TO THE 1993 BUDGET

(Continued)

Transfers of Funds

3. Amount of Transfer - \$1,500,000 D42

From: Interest on PUF Bond Proceeds

To: Unallocated Proceeds from Sale of PUF Bonds

To change the source of funds for the Science Building, Phase I, Project Number 301-706 at UT Arlington.

4. Amount of Transfer - \$82,140 D41

From: Unallocated Estimated Income

To: Revolving Fund Accounts

Transfer funds to cover 3% mandated salary increases and related fringe benefits.

U. T. BOARD OF REGENTS' MEETING

JUNE 10, 1993

OTHER FISCAL ITEM

Proposed Allocation from PUF Bond Proceeds for Library Special Collection


Based upon a request dated March 12, 1993, from President Kirkpatrick, an allocation of \$24,750 from the PUF library special collection reserve is recommended.

The University of Texas at San Antonio has an opportunity to purchase a collection of personal papers from Dr. Jose Angel Gutierrez, a lawyer and political scientist who was one of a handful of individuals responsible for creation of La Raza Unida Party in Texas in the late 1960s. The collection is for addition to the Hispanic Research Center and the U. T. San Antonio Library collection of original source materials reflecting the social, political, cultural and historical contributions of Hispanic leaders from the San Antonio and South Texas communities.

The collection's appraised value is \$27,500. The Hispanic Research Center is raising 10% or \$2,750 from other private sources.

In June 1986, \$1 million was appropriated by the U. T. Board of Regents for special collections. This amount was placed in reserve for institutional requests when unusual acquisition opportunities exist. The reserve now stands at \$112,149.

Approved for inclusion in the June 1993 U. T. System Docket.



William H. Cunningham
Chancellor



James P. Duncan
Executive Vice Chancellor
for Academic Affairs



Charles B. Mullins, M.D.
Executive Vice Chancellor
for Health Affairs

THE UNIVERSITY OF TEXAS SYSTEM ADMINISTRATION
U. T. BOARD OF REGENTS' MEETING
JUNE 10, 1993
LAND AND INVESTMENT REPORT

LAND AND INVESTMENT REPORT

Meeting of June 10, 1993

PAGE 1
L & I REPORT

DEX

I. PERMANENT UNIVERSITY FUND	2
INVESTMENT MATTERS - MONTH ENDED FEBRUARY 28, 1993	
1. Report on Securities Transactions	3
2. Comparison Summary of Assets	4
3. Summary of Income from Investments	5
4. Statement of Cash Receipts and Disbursements	6
INVESTMENT MATTERS - MONTH ENDED MARCH 31, 1993	
1. Report on Securities Transactions	14
2. Comparison Summary of Assets	15
3. Summary of Income from Investments	16
4. Statement of Cash Receipts and Disbursements	17
II. COMMON TRUST FUND	27
INVESTMENT MATTERS - MONTH ENDED FEBRUARY 28, 1993	
1. Report on Securities Transactions	28
2. Comparison Summary of Assets	29
3. Summary of Income from Investments	30
4. Statement of Cash Receipts and Disbursements	31
INVESTMENT MATTERS - MONTH ENDED MARCH 31, 1993	
1. Report on Securities Transactions	37
2. Comparison Summary of Assets	38
3. Summary of Income from Investments	39
4. Statement of Cash Receipts and Disbursements	40
III. MEDICAL LIABILITY SELF-INSURANCE FUND	49
INVESTMENT MATTERS - MONTH ENDED FEBRUARY 28, 1993	
1. Report on Securities Transactions	50
2. Comparison Summary of Assets	51
3. Summary of Income from Investments	52
4. Statement of Cash Receipts and Disbursements	53
INVESTMENT MATTERS - MONTH ENDED MARCH 31, 1993	
1. Report on Securities Transactions	57
2. Comparison Summary of Assets	58
3. Summary of Income from Investments	59
4. Statement of Cash Receipts and Disbursements	60
IV. INSTITUTIONAL FUNDS	65
INVESTMENT MATTERS - MONTH ENDED FEBRUARY 28, 1993	
1. Report on Securities Transactions	66
INVESTMENT MATTERS - MONTH ENDED MARCH 31, 1993	
1. Report on Securities Transactions	72
V. OTHER TRUST AND SPECIAL FUNDS	81
INVESTMENT MATTERS - MONTH ENDED FEBRUARY 28, 1993	
1. Report on Securities Transactions	82
INVESTMENT MATTERS - MONTH ENDED MARCH 31, 1993	
1. Report on Securities Transactions	91
VI. TRUST FUND REAL ESTATE TRANSACTIONS	101
SALE	102
LEASES	105
EASEMENTS	117

I. PERMANENT UNIVERSITY FUND

PERMANENT UNIVERSITY FUND
SUMMARY OF SECURITIES TRANSACTIONS
(February 1, 1993 through February 28, 1993)

REPORT ON SECURITIES TRANSACTIONS. -- The following securities transactions have been made for the Permanent University Fund in February, 1993. The Chancellor for Asset Management recommends approval by the Board of Regents of these transactions.

PURCHASES:	COST (BOOK VALUE)	YIELD AT COST
<u>DEBT SECURITIES--</u>		
U.S. Government Agencies (Non-Gtd)	\$ 9,839,375.00	7.14%
Foreign Governments	3,976,200.00	8.06%
Corporate Bonds	7,469,375.00	7.66%
TOTAL DEBT SECURITIES	<u>21,284,950.00</u>	<u>7.49%</u>
<u>EQUITY SECURITIES--</u>		
Common Stocks	40,648,669.15	1.50% ¹
Index Funds	7,114,210.95	N/A ²
Other Equities	13,800.00	N/A ³
TOTAL EQUITY SECURITIES	<u>47,776,680.10</u>	
CASH AND EQUIVALENTS --		
Money Market (Net)	1,399,615.11	
TOTAL ACQUISITIONS	<u>\$ 70,461,245.21</u>	
<u>SALES, CALLS AND MATURITIES:</u>		
	PROCEEDS	GAIN OR (LOSS)
<u>DEBT SECURITIES--</u>		
U. S. Govt. Obligations (Dir.)	\$ 5,000,000.00	\$ 0.00
U. S. Govt. Obligations (Gtd.)	6,225,512.27	345,971.18
FHA - Mortgages	16,621.30	16,621.31
U. S. Govt. Agencies (Non-Gtd.)	4,493,001.61	30,789.41
Corporate Bonds	15,280,489.80	841,361.56
TOTAL DEBT SECURITIES	<u>31,015,624.98</u>	<u>1,234,743.46</u>
<u>EQUITY SECURITIES--</u>		
Convertible Preferred Stocks	194,946.49	53,155.84
Common Stocks	43,489,689.53	13,503,528.16
Other Equities	81,638.15	0.00
TOTAL EQUITY SECURITIES	<u>43,766,274.17</u>	<u>13,556,684.00</u>
TOTAL DISPOSITIONS	<u>\$ 74,781,899.15</u>	<u>\$ 14,791,427.46</u>

- ¹ Yield on Common Stocks based on cost price and indicated dividend rate as of 2/28/93.
- ² Current yield is not calculated on Index Fund since scheduled income payments are not fixed at a constant rate.
- ³ Current yield is not calculated on Other Equities due to the absence of scheduled interest and dividend payments.

Comparison Summary of Assets

February 29, 1992

February 28, 1993

Security	Book Value	Book Yield	Market Value	Market Yield	Book Value	Book Yield	Market Value	Market Yield
LONG TERM SECURITIES:								
DEBT SECURITIES --								
U. S. GOV'T. OBLIGATIONS:								
Direct - Treasuries	\$ 436,477,792.18	9.26%	\$ 483,301,224.80	6.46%	\$ 391,771,681.42	9.09%	\$ 456,069,788.00	5.13%
Gtd. - Various Bonds	116,854,676.30	9.56%	125,528,537.10	8.66%	95,978,462.06	9.50%	106,362,606.51	8.04%
MIA Mortgages	2,322,942.28	7.04%	2,186,458.98	11.02%	0.00	0.00%	0.00	0.00%
Total U. S. Govts	555,655,410.76	9.31%	611,016,220.88	6.93%	487,750,143.48	9.17%	562,432,394.51	5.68%
U. S. GOV'T. AGENCIES:								
Non-Guaranteed	354,091,870.61	9.51%	375,025,296.75	8.69%	451,867,358.93	8.99%	482,163,381.91	8.18%
FOREIGN GOVERNMENTS								
	0.00	0.00%	0.00	0.00%	57,834,651.07	8.25%	62,292,997.72	7.35%
MUNICIPAL AND COUNTY BONDS								
	0.00	0.00%	0.00	0.00%	10,900,000.00	8.97%	12,019,434.00	7.96%
CORPORATE BONDS								
	872,376,602.15	9.32%	927,059,067.13	8.45%	1,107,391,782.14	8.87%	1,203,775,192.40	7.40%
TOTAL DEBT SECURITIES	1,782,123,883.52	9.35%	1,913,100,584.76	8.01%	2,115,743,935.62	8.95%	2,322,683,400.54	7.15%
PREFERRED STOCKS	5,735,858.51	13.62%	8,971,800.00	8.71%	5,735,858.51	13.62%	9,915,600.00	8.71%
TOTAL FIXED INCOME SECURITIES	1,787,859,742.03	9.37%	1,922,072,384.76	8.01%	2,121,479,794.13	8.96%	2,332,599,000.54	7.16%
EQUITY SECURITIES --								
Convertible Debentures	2,376,355.00	14.06%	2,501,200.00	13.36%	2,769,655.00	14.84%	2,081,400.00	6.24%
Convertible Preferred Stocks	8,758,017.00	8.72%	10,712,603.60	7.13%	6,939,133.88	3.60%	9,383,162.50	2.66%
Common Stocks	1,125,160,981.25	3.42%	1,472,243,973.90	2.61%	1,065,879,216.51	3.33%	1,391,656,565.57	2.54%
Index Funds	0.00	0.00%	0.00	0.00%	236,023,598.54	2.71%	241,858,336.10	2.60%
Other Equities	75,977,677.76	0.00%	85,792,177.64	0.00%	104,029,368.69	0.00%	111,883,731.01	0.00%
TOTAL EQUITY SECURITIES	1,212,273,031.01	3.26%	1,571,249,955.14	2.66%	1,415,640,972.62	3.01%	1,756,863,195.18	2.39%
TOTAL LONG TERM	3,000,132,773.04	6.90%	3,493,322,339.90	5.54%	3,537,120,766.75	6.58%	4,089,462,195.72	5.11%
CASH & EQUIVALENT:								
U. S. Governments (Dir & Gtd)	219,383,005.78	8.12%	223,825,750.00	4.35%	76,684,947.64	9.03%	79,120,854.80	3.29%
U. S. Governments (Non-Gtd)	13,944,596.56	7.87%	14,240,000.00	3.95%	2,000,000.00	11.70%	2,067,500.00	3.27%
Corporate Bonds	22,801,828.67	11.84%	23,415,839.58	6.56%	6,737,716.29	9.77%	6,889,880.09	4.77%
Commercial Paper	280,000,000.00	4.90%	280,000,000.00	4.90%	80,000,000.00	3.38%	80,000,000.00	3.38%
Cash	55,952,909.45	6.55%	55,952,909.45	6.55%	42,622,772.02	5.61%	42,622,772.02	5.61%
Money Market	0.00	0.00%	0.00	0.00%	1,856,631.16	3.27%	1,856,631.16	3.27%
TOTAL SHORT TERM	592,082,340.46	6.58%	597,434,499.03	4.89%	209,902,067.11	6.18%	212,557,638.07	3.84%
TOTAL SECURITIES, CASH & EQUIVALENT	\$ 3,592,215,113.50	6.85%	\$ 4,090,756,838.93	5.43%	\$ 3,747,022,833.86	6.55%	\$ 4,302,019,833.79	5.05%

L & I 4

2495

PERMANENT UNIVERSITY FUND
 SUMMARY OF INCOME FROM INVESTMENTS
 (February 1, 1993 through February 28, 1993)

	CASH	ACCRUED	TOTAL
FIXED INCOME SECURITIES			
U. S. Treasuries	\$ 5,887,300.98	\$ (2,692,536.35)	\$ 3,194,764.63
U. S. Govt. Obligations (Gtd.)	894,089.61	112,582.08	1,006,671.69
U. S. Govt. Agencies (Non-Gtd)	3,350,387.66	(395,343.20)	2,955,044.46
Municipal and County Bonds	0.00	81,462.50	81,462.50
Foreign Governments	69,548.37	310,811.11	380,359.48
Corporate Bonds	20,702.43	0.00	20,702.43
Preferred Stocks	7,953,861.14	250,713.16	8,204,574.30
	195,312.50	0.00	195,312.50
Total from Fixed Income Securities	18,371,202.69	(2,332,310.70)	16,038,891.99
EQUITY SECURITIES			
Convertible Debentures	64,350.00	10,725.00	75,075.00
Convertible Preferred	193,532.50	0.00	193,532.50
Common Stocks	1,992,162.26	0.00	1,992,162.26
Index Funds	270,117.80	(134,026.99)	136,090.81
Other Equities	(92,248.79)	0.00	(92,248.79)
Total from Equity Securities	2,427,913.77	(123,301.99)	2,304,611.78
CASH AND EQUIVALENTS			
Money Market	7,698.02	(4,639.11)	3,058.91
Commercial Paper	80,369.49	(6,830.67)	73,538.82
Securities Lending	61,876.02	0.00	61,876.02
Cash in State Treasury	310,364.16	80,278.19	390,642.35
Director's Fees	3,513.50	0.00	3,513.50
Total From Cash and Equivalents	463,821.19	68,808.41	532,629.60
TOTAL INCOME FROM INVESTMENTS	\$ 21,262,937.65	\$ (2,386,804.28)	\$ 18,876,133.37

INTEREST ACCRUED

	As of 02/28/93	As of 01/31/93	NET
U. S. Treasuries	\$ 8,313,627.90	\$ 11,006,164.25	\$ (2,692,536.35)
U. S. Govt. Obligations (Gtd.)	949,966.08	837,384.00	112,582.08
U. S. Govt. Agencies (Non-Gtd)	2,176,197.27	2,571,540.47	(395,343.20)
Municipal and County Bonds	190,209.58	108,747.08	81,462.50
Foreign Governments	1,071,261.67	760,450.56	310,811.11
Corporate Bonds	23,929,909.56	23,679,196.40	250,713.16
Convertible Debentures	63,992.50	53,267.50	10,725.00
Commercial Paper	15,024.66	21,855.33	(6,830.67)
PUF Cash in State Treasury	386,976.91	306,698.72	80,278.19
Index Funds	136,090.81	270,117.80	(134,026.99)
Money Market	3,058.91	7,698.02	(4,639.11)
	\$ 37,236,315.85	\$ 39,623,120.13	\$ (2,386,804.28)

PERMANENT UNIVERSITY FUND
STATEMENT OF CASH RECEIPTS AND DISBURSEMENTS
(February 1, 1993 through February 28, 1993)

2497

CASH RECEIPTS

POINTS INCREASING THE FUND:		
General Royalties		
Oil	\$ 3,732,041.39	
Gas	2,084,687.28	
Water	36,947.71	
Brine	5,167.45	
Oil and Gas Leases	(1,971.43)	
Other	400.00	

Total University Lands Receipts		\$ 5,857,272.40
POINTS FROM SECURITIES SOLD, CALLED, MATURED OR EXCHANGED:		
U. S. Govt. Obligations (Dir.)	5,000,000.00	
U. S. Govt. Obligations (Gtd.)	6,225,512.27	
FHA Mortgages	16,621.30	
U. S. Govt. Agencies (Non-Gtd.)	4,493,001.61	
Corporate Bonds	15,280,489.80	
Convertible Preferred Stock	194,946.49	
Common Stocks	43,489,949.54	
Prior month corrections	(260.01)	
Other Equities	81,638.15	

Total		74,781,899.15
POINTS FROM NET AMORTIZATION ON BONDS		(294,094.31)

Total Cash Receipts		80,345,077.24
CASH ON HAND:		
January 31, 1993	32,738,939.99	
February 28, 1993	42,622,772.02	

Increase in Cash Balance (Subtract)		(9,883,832.03)

Total Cash Accounted For		\$ 70,461,245.21
		=====

CASH DISBURSEMENTS

SECURITIES PURCHASED:		
U.S. Govt. Agencies (Non-Gtd.)		\$ 9,839,375.00
Foreign Governments		3,976,200.00
Corporate Bonds		7,469,375.00
Common Stocks		40,648,669.15
Index Funds		7,114,210.95
Other Equities		13,800.00
Money Market (Net)		1,399,615.11

Total Cash Disbursements		\$ 70,461,245.21
		=====

SUMMARY

January 31, 1993 Book Value		\$ 3,726,374,134.00
Additions for February, 1993:		
From West Texas Lands	\$ 5,857,272.40	
Realized Net Gain or (Loss) on Security Transactions	14,791,427.46	20,648,699.86

February 28, 1993 Book Value		\$ 3,747,022,833.86
		=====

¹ Realized Net Gain or (Loss) detailed on Schedule of Securities Sold, Called or Matured

PERMANENT UNIVERSITY FUND
 SCHEDULE OF SECURITIES PURCHASED
 (FEBRUARY 1, 1993 THROUGH FEBRUARY 28, 1993)

2498

SECURITY	PAR VALUE ¹ OR NO. OF SHARES	TOTAL PRINCIPAL COST	YIELD ² AT COST
DEBT SECURITIES			
U.S. GOVERNMENT AGENCIES (IN-GUARANTEED):			
GENERAL HOME LOAN MTGE 7.125% CMO 1457-PJ, DUE 9/15/07.....	\$ 6,000,000.00	\$ 5,985,000.00	7.03%
GENERAL NATIONAL MTGE ASSOC SER 91 7.00% CMO 173-PK, DUE 1/25/21.....	4,000,000.00	3,854,375.00	7.31
TOTAL U.S. GOVERNMENTS.....	10,000,000.00	9,839,375.00	7.14
FOREIGN GOVERNMENTS			
SKATCHEWAN (PROVINCE OF) CANADA DEBS 8.00% DUE 02/01/13.....	4,000,000.00	3,976,200.00	8.06
CORPORATE BONDS:			
DWEST POWER SYSTEMS INC 7.125% 1ST MTGE, DUE 2/01/03.....	1,000,000.00	994,920.00	7.20
LINE WEBBER GROUP INC 7.875% SENIOR NOTES, DUE 2/15/03.....	3,000,000.00	2,998,710.00	7.88
LOMON INC 7.50% NOTES, DUE 2/01/03.....	3,500,000.00	3,475,745.00	7.60
TOTAL CORPORATE BONDS.....	7,500,000.00	7,469,375.00	7.66
TOTAL DEBT SECURITIES.....	\$ 21,500,000.00	21,284,950.00	7.49
EQUITY SECURITIES			
COMMON STOCKS:			
ABBOTT LABORATORIES.....	47,300	1,252,612.90	2.27
ALEX BROWN INC.....	13,700	335,222.00	2.04
AMERICAN MEDICAL HOLDINGS IN.....	5,000	66,550.00	0.00
Bristol-Myers Squibb Co.....	23,000	1,330,125.40	4.98
BRICK CITY STORES INC.....	53,800	3,024,259.40	0.21
COMMUNITY PSYCHIATRIC CTRS.....	18,000	205,009.00	3.16
CPIC INTERNATIONAL INC.....	6,800	322,558.00	2.53
ETHYL CORPORATION.....	85,800	2,493,348.00	2.06
FIELDCREST CANNON INC.....	13,000	290,407.00	0.00
GEACAP INC.....	81,600	3,020,424.00	0.86
LAXO HOLDINGS PLC SPONSORED ADR.....	12,800	247,168.00	3.78
LANE CORP.....	9,200	327,152.00	5.12
LANE BARNES INDUSTRIES INC.....	17,200	321,382.00	2.14
LANE CORP.....	8,000	282,089.04	2.95
LANE DEPOT INC.....	60,200	4,010,126.68	0.18
LANE & JOHNSON.....	5,000	211,665.00	2.17
LANE & CO INC.....	33,200	1,304,430.50	2.55
LANE LYNCH & CO INC.....	5,100	323,518.50	1.89
LANE INC -CL B.....	57,300	5,013,692.70	0.64
LANE SOUTHERN CORP.....	38,200	2,501,145.00	2.75
LANE INC.....	98,400	2,986,064.03	0.00
LANE BOARD MARINE CORP.....	12,400	284,394.00	1.74
LANE FIZER INC.....	10,700	649,767.00	2.77
LANE QUANTUM CORP.....	19,500	326,625.00	0.00
LANE EEBOK INTERNATIONAL.....	80,200	3,024,585.40	0.80
LANE REYNOLDS METALS CO.....	53,100	3,087,818.10	3.10
LANE SEAGATE TECHNOLOGY, INC.....	14,700	272,450.00	0.00
LANE TEXTRON INC.....	6,600	284,196.00	2.60
LANE UNILEVER N V.....	3,000	325,155.00	2.36
LANE UNION PACIFIC CORP.....	40,500	2,524,729.50	2.37
TOTAL COMMON STOCKS.....		40,648,669.15	1.50

PERMANENT UNIVERSITY FUND
 SCHEDULE OF SECURITIES PURCHASED (CONTINUED)
 (FEBRUARY 1, 1993 THROUGH FEBRUARY 28, 1993)

SECURITY	NO. OF SHARES ¹	TOTAL PRINCIPAL COST	YIELD AT COST ²
EX FUNDS:			
MID CAP FUND B LENDABLE.....	682,118	7,114,210.95	N/A ³
OTHER EQUITIES:			
IAS GROWTH FUND MT PARTNERSHP.....		13,800.00	N/A ⁴
TOTAL EQUITY SECURITIES.....		47,776,680.10	
BONDS AND EQUIVALENTS:			
LLS FARGO MONEY MARKET (NET).....		1,399,615.11	
TOTAL SECURITIES PURCHASED.....		\$ 70,461,245.21	

¹ Reflects shares actually purchased. Does not reflect shares received as a result of stock splits and dividends subsequent to date of purchase.

² Yield on Common Stocks based on cost price and indicated dividend rate as of 2/28/93.

³ Current yield is not calculated on Index Fund since scheduled income payments are not fixed at a constant rate.

⁴ Current yield is not calculated on Other Equities due to absence of scheduled interest and dividend payments.

PERMANENT UNIVERSITY FUND
EQUITIES -- OTHER CHANGES
(FEBRUARY 1, 1993 THROUGH FEBRUARY 28, 1993)

2500

STOCK SPLITS AND DIVIDENDS	SHS. RECEIVED
NCOLINA POWER & LIGHT CO 2 FOR 1 STOCK SPLIT	138,200.00
WELLS/FROST BANKERS INC 10% STOCK DIVIDEND	1,750.00
GREEN TREE ACCEPTANCE INC. 2 FOR 1 STOCK SPLIT	5,600.00
LAKE SHORE BANCORP. INC. 1/5 FOR 1/4 STOCK SPLIT	12,918.75
L-MART STORES INC 2 FOR 1 STOCK SPLIT	28,500.00

PERMANENT UNIVERSITY FUND
SCHEDULE OF SECURITIES SOLD, CALLED OR MATURED
(FEBRUARY 1, 1993 THROUGH FEBRUARY 28, 1993)

SECURITY	PAR VALUE	BOOK VALUE OF HOLDING	NET SALES PROCEEDS	GAIN OR (LOSS) OVER BOOK VALUE
T SECURITIES				
.. GOVERNMENT OBLIGATIONS (DIRECT AND GUARANTEED):				
.. TREASURIES				
10% NOTES, DUE 1/31/93.....	\$ 5,000,000.00	\$ 5,000,000.00	\$ 5,000,000.00	\$ 0.00
UNGUARANTEED				
1A PASS-THROUGHS				
JL #002455, 5.50%, DUE 2/15/99	5,006.88	4,576.54	5,006.88	430.34
JL #002084, 7.00%, DUE 9/15/02	5,034.96	4,999.18	5,034.96	35.78
JL #016676, 8.00%, DUE 4/15/07	9,536.48	9,495.21	9,536.48	41.27
JL #182539, 8.00%, DUE 1/15/02	3,976.56	3,975.47	3,976.56	1.09
JL #183691, 8.00%, DUE 1/15/02	3,712.31	3,711.29	3,712.31	1.02
JL #189914, 8.00%, DUE 1/15/02	4,326.76	4,325.57	4,326.76	1.19
JL #194952, 8.00%, DUE 1/15/02	17,910.97	17,906.05	17,910.97	4.92
JL #201307, 8.00%, DUE 3/15/02	32,868.49	32,806.86	32,868.49	61.63
JL #206065, 8.00%, DUE 1/15/02	5,102.69	5,101.29	5,102.69	1.40
OL #008790, 8.25%, DUE 4/15/06	813.72	813.36	813.72	0.36
OL #009323, 8.25%, DUE 6/15/06	7,697.93	7,667.49	7,697.93	30.44
OL #009675, 8.25%, DUE 4/15/06	958.01	957.12	958.01	0.89
OL #009806, 8.25%, DUE 5/15/06	27,638.93	27,625.78	27,638.93	13.15
OL #009813, 8.25%, DUE 4/15/06	770.42	769.71	770.42	0.71
OL #010215, 8.25%, DUE 6/15/06	16,644.06	16,636.37	16,644.06	7.69
OL #010770, 8.25%, DUE 5/15/06	2,094.47	2,056.61	2,094.47	37.86
OL #010834, 8.25%, DUE 6/15/06	637.39	636.75	637.39	0.64
OL #139698, 9.00%, DUE 8/15/01	96,074.13	95,196.67	96,074.13	877.46
OL #152730, 9.00%, DUE 6/15/01	15,828.89	15,794.04	15,828.89	34.85
OL #160183, 9.25%, DUE 2/15/99	14,166.74	14,053.37	14,166.74	113.37
OL #187121, 9.25%, DUE 10/15/21	4,505.69	4,456.49	4,505.69	49.20
OL #190881, 9.25%, DUE 11/15/21	4,850,145.67	4,616,262.94	4,947,148.58	330,885.64
OL #180552, 9.50%, DUE 9/15/21	1,735.02	1,734.41	1,735.02	0.61
OL #290652, 9.50%, DUE 8/15/20	68,111.39	67,713.07	68,111.39	398.32
OL #151185, 10.00%, DUE 2/15/16	169,699.32	166,810.75	169,699.32	2,888.57
OL #233778, 10.00%, DUE 2/15/18	236,947.06	235,625.21	236,947.06	1,321.85
OL #249880, 10.00%, DUE 1/15/23	1,583.43	1,524.42	1,583.43	59.01
OL #252468, 10.00%, DUE 6/15/19	37,766.81	37,493.99	37,766.81	272.82
OL #271412, 10.00%, DUE 6/15/19	105,865.14	105,100.34	105,865.14	764.80
OL #291147, 10.00%, DUE 5/15/20	101,767.64	101,767.64	101,767.64	0.00
OL #224630, 10.50%, DUE 10/15/17	16,595.13	15,932.69	16,595.13	662.44
OL #102782, 10.75%, DUE 8/15/18	3,887.41	3,828.41	3,887.41	59.00
OL #035288, 11.00%, DUE 3/15/10	1,810.77	1,793.64	1,810.77	17.13
OL #131670, 11.50%, DUE 5/15/15	38,091.03	37,887.31	38,091.03	203.72
OL #049551, 12.00%, DUE 7/15/11	365.74	305.57	365.74	60.17
OL #040016, 12.50%, DUE 6/15/10	540.09	530.28	540.09	9.81
OL #040744, 12.50%, DUE 5/15/10	355.64	349.19	355.64	6.45
OL #043162, 12.50%, DUE 11/15/10	62.17	58.96	62.17	3.21
OL #044298, 12.50%, DUE 11/15/10	259.93	246.51	259.93	13.42
OL #045386, 13.00%, DUE 4/15/11	765.59	689.58	765.59	76.01
OL #045915, 13.00%, DUE 4/15/11	113.06	109.51	113.06	3.55
OL #047171, 13.00%, DUE 4/15/11	5,839.35	5,624.98	5,839.35	214.37
OL #047219, 13.00%, DUE 4/15/11	277.30	266.26	277.30	11.04
OL #049550, 13.00%, DUE 7/15/11	267.74	237.52	267.74	30.22
OL #038584, 13.50%, DUE 5/15/10	125.24	113.48	125.24	11.76
OL #039589, 13.50%, DUE 8/15/10	97.23	97.08	97.23	0.15
OL #040153, 13.50%, DUE 5/15/10	7.78	7.05	7.78	0.73
OL #040310, 13.50%, DUE 5/15/10	69.26	68.95	69.26	0.31
OL #041007, 13.50%, DUE 7/15/10	180.33	180.02	180.33	0.31
OL #041570, 13.50%, DUE 5/15/10	152.54	151.58	152.54	0.96
OL #045053, 13.50%, DUE 5/15/11	252.76	228.76	252.76	24.00
OL #045236, 13.50%, DUE 5/15/11	3,746.18	3,387.72	3,746.18	358.46
OL #045940, 13.50%, DUE 5/15/11	205.16	185.09	205.16	20.07
OL #047339, 13.50%, DUE 4/15/11	77.31	69.74	77.31	7.57
OL #047563, 13.50%, DUE 5/15/11	12.15	10.97	12.15	1.18
OL #047634, 13.50%, DUE 5/15/11	6,792.36	6,720.76	6,792.36	71.60
OL #048143, 13.50%, DUE 5/15/11	85.30	77.21	85.30	8.09
OL #048879, 13.50%, DUE 5/15/11	132.36	119.42	132.36	12.94
OL #049003, 13.50%, DUE 5/15/11	86.56	78.08	86.56	8.48
OL #049208, 13.50%, DUE 5/15/11	73.73	66.74	73.73	6.99
OL #049276, 13.50%, DUE 1/15/12	3.46	3.42	3.46	0.04
OL #049491, 13.50%, DUE 5/15/11	40.47	36.63	40.47	3.84
OL #054207, 14.00%, DUE 3/15/12	43.44	40.96	43.44	2.48
OL #055789, 14.00%, DUE 4/15/12	61,882.91	56,123.91	61,882.91	5,759.00
OL #055992, 14.00%, DUE 6/15/12	183.78	173.45	183.78	10.33
TOTAL GNMA PASS-THROUGHS.....	5,992,409.22	5,743,395.42	6,089,412.13	346,016.71
FARMERS HOME ADMINISTRATION				
5.75% INSURED NOTES, DUE 6/29/01.	5,100.14	5,145.67	5,100.14	(45.53)

PERMANENT UNIVERSITY FUND
SCHEDULE OF SECURITIES SOLD, CALLED OR MATURED (CONTINUED)
(FEBRUARY 1, 1993 THROUGH FEBRUARY 28, 1993)

SECURITY	PAR VALUE	BOOK VALUE OF HOLDING	NET SALES PROCEEDS	GAIN OR (LOSS) OVER BOOK VALUE
IP FINANCING BONDS (TITLE XI)				
SS LAUNCH & TUG CO .75%, DUE 2/15/01.....	\$ 131,000.00	\$ 131,000.00	\$ 131,000.00	\$ 0.00
TAL GUARANTEED OBLIGATIONS	6,128,509.36	5,879,541.09	6,225,512.27	345,971.18
A MORTGAGES.....	0.00	(0.01)	16,621.30	16,621.31
S. GOVERNMENT AGENCIES NON-GUARANTEED):				
FEDERAL HOME LOAN MTGE CORP CMO PARTICIPATION CERTIFICATES				
GROUP #000001, 9.25%, DUE 8/15/13	466,617.80	453,542.29	466,617.80	13,075.51
FEDERAL HOME LOAN MTGE CORP CMO SER 20-E PARTICIPATION CERTIFICATES				
GROUP #000017, 9.50%, DUE 12/15/02.....	389,674.52	388,529.75	389,674.52	1,144.77
FEDERAL HOME LOAN MTGE CORP CMO PL C PARTICIPATION CERTIFICATES				
GROUP #000135, 8.75%, DUE 5/15/00	1,854.30	1,827.30	1,854.30	27.00
FEDERAL HOME LOAN MTGE CORP BALLOON PARTICIPATION CERTIFICATES				
GROUP #080037, 8.50%, DUE 3/01/98	87,605.20	87,605.20	87,605.20	0.00
FEDERAL HOME LOAN MORTGAGE CORP PARTICIPATION CERTIFICATES				
GROUP #170037, 13.50%, DUE 10/01/10.....	6,852.40	6,797.32	6,852.40	55.08
GROUP #170047, 16.25%, DUE 5/01/11.....	26.70	26.66	26.70	0.04
GROUP #170051, 15.50%, DUE 6/01/11.....	4,829.40	4,793.06	4,829.40	36.34
GROUP #170139, 11.50%, DUE 8/01/15.....	2,137.50	2,126.89	2,137.50	10.61
GROUP #170147, 11.00%, DUE 11/01/15.....	18,995.00	18,948.83	18,995.00	46.17
FEDERAL HOME LOAN MTGE CORP GNOME PARTICIPATION CERTIFICATES				
GROUP #200060, 9.00%, DUE 12/01/01.....	142,392.70	140,555.02	142,392.70	1,837.68
FEDERAL HOME LOAN MTGE CORP 21 SER PARTICIPATION CERTIFICATES				
GROUP #215711, 9.50%, DUE 12/01/01.....	87,535.96	87,262.11	87,535.96	273.85
FEDERAL HOME LOAN MTGE CORP MULT-FAM PARTICIPATION CERTIFICATES				
GROUP #220022, 9.25%, DUE 6/01/02	249,852.45	247,718.44	249,852.45	2,134.01
GROUP #220023, 9.75%, DUE 8/01/02	849,245.70	842,000.07	849,245.70	7,245.63
GROUP #240001, 9.50%, DUE 11/01/97.....	7,072.00	6,994.47	7,072.00	77.53
FEDERAL HOME LOAN MTGE CORP GNOME PARTICIPATION CERTIFICATES				
GROUP #380003, 9.50%, DUE 6/01/02	117,861.05	117,016.25	117,861.05	844.80
GROUP #380005, 9.50%, DUE 7/01/02	935,635.19	934,291.20	935,635.19	1,343.99
GROUP #380008, 9.50%, DUE 9/01/02	698,014.80	696,412.43	698,014.80	1,602.37
GROUP #380046, 10.50%, DUE 5/01/04.....	152,932.18	152,861.27	152,932.18	70.91
GROUP #380095, 9.00%, DUE 8/01/05	162,966.76	162,817.95	162,966.76	148.81
FEDERAL HOME LOAN MORTGAGE CORP TPM PARTICIPATION CERTIFICATES				
GROUP #735015, 10.00%, DUE 6/01/05.....	110,900.00	110,085.69	110,900.00	814.31
TOTAL U.S. GOVERNMENT AGENCIES (NON-GUARANTEED).....	4,493,001.61	4,462,212.20	4,493,001.61	30,789.41
CORPORATE BONDS:				
AMERICAN MEDICAL INTERNATIONAL INC 9.75% NOTES, DUE 2/01/93.....	490,000.00	490,000.00	490,000.00	0.00
AMERICAN SOUTHWEST FINANCIAL CORP 7.25% GNMA CMO 61-D, DUE 6/01/14	1,220,628.56	996,433.23	1,220,628.56	224,195.33
8.80% GNMA CMO 62-C, DUE 7/01/16	853,780.80	821,646.07	853,780.80	32,134.73
DAYTON POWER & LIGHT CO 8.125% 1ST MTGE, DUE 8/01/01....	4,300,000.00	4,000,520.88	4,394,600.00	394,079.12
FIREMAN'S FUND CORP 10.875% SENIOR NOTES, DUE 2/19/96.....	5,160,000.00	5,160,000.00	5,314,800.00	154,800.00
MDC MORTGAGE FUNDING CORP 9.35% GNMA CMO J-3, DUE 2/01/07.	448,090.32	447,011.78	448,090.32	1,078.54
RESIDENTIAL MORTGAGE ACCEPTANCE INC 9.70% GNMA CMO IV-C, DUE 8/25/11	558,590.12	526,877.26	558,590.12	31,712.86

PERMANENT UNIVERSITY FUND
 SCHEDULE OF SECURITIES SOLD, CALLED OR MATURED (CONTINUED)
 (FEBRUARY 1, 1993 THROUGH FEBRUARY 28, 1993)

SECURITY	NO SHARES	BOOK VALUE OF HOLDING	NET SALES PROCEEDS	GAIN OR (LOSS) OVER BOOK VALUE
COMMON STOCKS: (CONTINUED)				
ALBRO CORP.....	13,600	\$ 101,094.34	\$ 116,075.00	\$ 14,980.66
ALIP CORP.....	19,600	1,140,676.79	1,249,757.29	109,080.50
ALGAN (J.P.) & CO INC.....	4,000	143,820.00	247,751.73	103,931.73
ATIONAL EDUCATION CORP.....	28,200	208,535.80	160,452.59	(48,083.21)
ENGLAND ELECTRIC SYSTEM.....	6,600	193,708.00	259,760.72	66,052.72
ASTICO INC.....	96,600	557,773.45	4,001,721.10	3,443,947.65
ROLEUM HELICOPTERS-VOTING.....	5,700	78,328.37	65,898.00	(12,430.37)
ELPS DODGE CORP.....	5,300	227,080.50	275,935.29	48,854.79
4 CORP.....	200	5,725.00	8,100.00	2,375.00
ALIP MORRIS COMPANIES INC.....	5,300	117,357.68	385,906.62	268,548.94
ONEER GROUP.....	1,300	25,025.00	40,362.50	15,337.50
JM CREEK TIMBER CO LP.....	5,300	225,568.00	247,448.74	21,880.74
DL ENERGY SERVICES.....	26,600	171,544.08	189,525.00	17,980.92
EMARK INTERNATIONAL.....	7,800	297,768.12	300,796.95	3,028.83
CTER & GAMBLE CO.....	39,200	957,172.46	1,996,781.36	1,039,608.90
VIDENT LIFE & ACCIDENT CLB.....	700	13,458.29	20,650.00	7,191.71
GROUP.....	4,700	192,510.50	62,425.00	(130,085.50)
LSE ENGINEERING INC.....	2,800	25,712.81	25,005.00	(707.81)
ESTAR CORP.....	600	12,157.98	15,975.00	3,817.02
DIATION SYSTEM INC.....	2,700	29,981.66	38,625.00	8,643.34
VEN INDUSTRIES INC.....	4,200	50,050.00	85,575.00	35,525.00
PUBLIC BANCORP INC.....	15,400	101,500.00	165,494.00	63,994.00
CHFOOD HOLDINGS INC.....	13,200	241,925.64	310,200.00	68,274.36
I CORP.....	2,200	33,766.48	59,950.00	26,183.52
WAN COMPANIES INC.....	5,000	36,959.82	34,375.00	(2,584.82)
LOMON INC.....	5,900	165,613.00	241,537.93	75,924.93
AGRAM CO LTD.....	12,700	289,612.02	319,087.50	29,475.48
RVICE CORP INTERNATIONAL.....	11,000	202,532.00	205,649.12	3,117.12
THEBYS HOLDINGS INC CLA.....	800	9,835.00	10,700.00	865.00
OUTHDOWN INC.....	500	6,252.84	5,437.50	(815.34)
ERLING CHEMICALS INC.....	59,400	281,390.12	245,425.00	(35,965.12)
ENNECO INC.....	2,950	132,580.53	119,106.25	(13,474.28)
IMES-MIRROR CO SERIES A.....	3,700	107,786.82	119,787.50	12,000.68
OPPS CO INC.....	700	10,989.93	5,687.50	(5,302.43)
REMENT CORP.....	700	12,879.88	5,687.50	(7,192.38)
VICARE FINANCIAL CORP.....	700	9,583.26	8,400.00	(1,183.26)
S BANCORP OREGON.....	3,100	29,771.25	80,600.00	50,828.75
ALBRO CORP.....	5,600	169,400.00	175,000.00	5,600.00
ENDY'S INTERNATIONAL INC.....	21,200	194,722.00	275,421.17	80,699.17
HITMAN CORPORATION.....	21,000	274,470.00	318,979.32	44,509.32
HILLCOX & GIBBS INC.....	36,300	96,026.03	186,037.50	90,011.47
HILLIAMS CO.....	17,900	549,744.10	729,425.00	179,680.90
RIOR MONTH CORRECTION WELL FARGO SALES.....		0.00	(260.01)	(260.01)
TOTAL COMMON STOCKS.....		29,986,161.37	43,489,689.53	13,503,528.16
OTHER EQUITIES:				
WHEYENNE III ROYALTY PURCHS.....		81,638.15	81,638.15	0.00
TOTAL EQUITY SECURITIES.....		30,209,590.17	43,766,274.17	13,556,684.00
TOTAL CASH SALES, CALLS, OR MATURITIES.....		\$ 59,990,471.69	\$ 74,781,899.15	\$ 14,791,427.46

PERMANENT UNIVERSITY FUND
SUMMARY OF SECURITIES TRANSACTIONS
(March 1, 1993 through March 31, 1993)

2505

REPORT ON SECURITIES TRANSACTIONS. -- The following securities transactions have been made for the Permanent University Fund in March, 1993. The Vice Chancellor for Asset Management recommends approval by the Board of Regents of these transactions.

PURCHASES:	COST (BOOK VALUE)	YIELD AT COST
<u>DEBT SECURITIES--</u>		
U. S. Govt. Agencies (Non-Gtd.)	\$ 6,923,437.50	7.09%
Corporate Bonds	18,674,125.00	6.89%
TOTAL DEBT SECURITIES	25,597,562.50	6.94%
<u>EQUITY SECURITIES--</u>		
Convertible Preferred Stocks	433,030.00	4.80% ¹
Common Stocks	162,680,354.62	4.02% ²
Index Funds	1,856,627.43	N/A ³
Other Equities	705,165.00	N/A
TOTAL EQUITY SECURITIES	165,675,177.05	
TOTAL ACQUISITIONS	\$ 191,272,739.55	
SALES, CALLS AND MATURITIES:	PROCEEDS	GAIN OR (LOSS)
<u>DEBT SECURITIES--</u>		
U. S. Govt. Obligations (Dir.)	\$ 5,000,000.00	\$ 0.00
U. S. Govt. Obligations (Gtd.)	1,032,116.70	8,902.59
FHA Mortgages -		
Prior month correction	(406.83)	(406.83)
U. S. Govt. Agencies (Non-Gtd.)	4,014,366.34	45,601.86
Corporate Bonds	18,620,253.09	1,075,633.29
TOTAL DEBT SECURITIES	28,666,329.30	1,129,730.91
<u>EQUITY SECURITIES--</u>		
Convertible Preferred Stocks	4,386,833.58	1,621,588.02
Common Stocks	454,578,293.38	111,945,714.29
Distribution of Stock for Settlement of Class Action Suit	4,174.25	4,174.25
Other Equities	323,064.30	142,755.00
TOTAL EQUITY SECURITIES	459,292,365.51	113,714,231.56
<u>CASH AND EQUIVALENTS--</u>		
Commercial Paper (Net)	80,000,000.00	0.00
Money Market (Net)	1,856,627.43	0.00
TOTAL CASH AND EQUIVALENTS	81,856,627.43	0.00
TOTAL DISPOSITIONS	\$ 569,815,322.24	\$ 114,843,962.47

- 1 Yield on Common Stocks based on cost price and indicated dividend rate as of 3/31/93
- 2 Current yield is not calculated on Index Fund since scheduled income payments are not fixed at a constant rate.
- 3 Current yield is not calculated on Other Equities due to the absence of scheduled interest and dividend payments.

Comparison Summary of Assets

March 31, 1992

March 31, 1993

Security	Book Value	Book Yield	Market Value	Market Yield	Book Value	Book Yield	Market Value	Market Yield
LONG TERM SECURITIES:								
DEBT SECURITIES --								
U. S. GOVT. OBLIGATIONS:								
Direct - Treasuries	\$ 435,413,530.28	9.26%	\$ 475,853,090.10	6.78%	\$ 390,895,013.00	9.09%	\$ 454,009,815.00	5.14%
GLD - Various Bonds	115,906,797.07	9.55%	123,433,331.16	8.77%	94,955,802.18	9.50%	105,145,801.18	8.04%
FHA Mortgages	2,257,201.21	7.04%	2,124,979.15	11.02%	0.00	0.00%	0.00	0.00%
Total U. S. Govts	553,577,528.56	9.31%	601,411,400.41	7.20%	485,850,815.18	9.17%	559,155,616.18	5.69%
U. S. GOVT. AGENCIES:								
Non-Guaranteed	355,075,536.33	9.50%	372,430,071.93	8.81%	455,216,185.27	8.96%	485,623,597.66	8.16%
FOREIGN GOVERNMENTS	0.00	0.00%	0.00	0.00%	57,841,027.82	8.25%	62,181,556.04	7.36%
MUNICIPAL AND COUNTY BONDS	0.00	0.00%	0.00	0.00%	10,900,000.00	8.97%	12,271,500.00	7.74%
CORPORATE BONDS	886,276,862.26	9.27%	932,719,471.68	8.53%	1,107,553,038.99	8.83%	1,202,913,834.74	7.36%
TOTAL DEBT SECURITIES	1,794,929,927.15	9.33%	1,906,560,944.02	8.17%	2,117,361,067.26	8.92%	2,322,146,104.62	7.13%
PREFERRED STOCKS	5,735,858.51	13.62%	8,749,900.00	8.71%	5,735,858.51	13.62%	9,915,600.00	8.71%
TOTAL FIXED INCOME SECURITIES	1,800,665,785.66	9.34%	1,915,310,844.02	8.17%	2,123,096,925.77	8.93%	2,332,061,704.62	7.14%
EQUITY SECURITIES --								
Convertible Debentures	2,376,355.00	14.06%	2,482,080.00	13.47%	2,769,655.00	4.65%	1,997,080.00	6.22%
Convertible Preferred Stocks	8,758,015.30	8.72%	10,755,200.00	7.10%	4,606,918.32	1.35%	5,624,987.50	1.17%
Common Stocks	1,111,172,855.69	3.35%	1,427,144,811.71	2.60%	885,931,166.29	3.40%	1,128,827,637.37	2.72%
Index Funds	0.00	0.00%	0.00	0.00%	237,880,225.97	2.68%	252,896,362.37	2.79%
Other Equities	75,940,107.01	0.00%	75,940,107.01	0.00%	104,554,224.39	0.00%	111,883,733.01	0.00%
TOTAL EQUITY SECURITIES	1,198,247,333.00	3.20%	1,516,322,198.72	2.52%	1,235,742,189.97	2.97%	1,501,229,800.25	2.52%
TOTAL LONG TERM	2,998,913,118.66	6.89%	3,431,633,042.74	5.67%	3,358,839,115.74	6.74%	3,833,291,504.87	5.33%
CASH & EQUIVALENT:								
U. S. Governments (Dir & Gtd)	224,361,744.01	8.11%	228,067,660.00	4.53%	72,704,673.91	9.14%	74,822,698.70	3.27%
U. S. Governments (Non-Gtd)	13,944,596.56	7.87%	14,186,240.00	6.04%	2,000,000.00	11.70%	2,054,380.00	3.23%
Corporate Bonds	22,853,520.93	11.84%	23,381,617.63	6.40%	7,472,546.96	10.18%	7,656,216.92	5.14%
Commercial Paper	300,000,000.00	4.76%	300,000,000.00	4.76%	0.00	0.00%	0.00	0.00%
Cash	40,531,335.94	6.23%	40,531,335.94	6.23%	427,601,721.75	5.36%	427,601,721.75	5.36%
Money Market	0.00	0.00%	0.00	0.00%	3.73	3.43%	3.73	3.43%
TOTAL SHORT TERM	601,691,197.44	6.44%	606,166,853.57	4.87%	509,778,946.35	5.99%	512,135,021.10	5.04%
TOTAL SECURITIES, CASH & EQUIVALENT	\$ 3,600,604,316.10	6.81%	\$ 4,037,799,896.31	5.53%	\$ 3,868,618,062.09	6.63%	\$ 4,345,426,525.97	5.29%

L & I 15

PERMANENT UNIVERSITY FUND
SUMMARY OF INCOME FROM INVESTMENTS
(March 1, 1993 through March 31, 1993)

	CASH	ACCRUED	TOTAL
FROM FIXED INCOME SECURITIES			
U. S. Treasuries	\$ 470,350.40	\$ 2,969,822.44	\$ 3,440,172.84
U. S. Govt. Obligations (Gtd.)	617,521.55	202,985.77	820,507.32
U. S. Govt. Agencies (Non-Gtd)	3,471,565.77	309,746.13	3,781,311.90
Municipal and County Bonds	0.00	81,462.50	81,462.50
Foreign Governments	177,296.89	217,324.99	394,621.88
Corporate Bonds	9,468,901.96	(1,787,172.92)	7,681,729.04
Total from Fixed Income Securities	14,205,636.57	1,994,168.91	16,199,805.48
FROM EQUITY SECURITIES			
Convertible Debentures	64,350.00	(53,625.00)	10,725.00
Common Stocks	3,773,719.99	0.00	3,773,719.99
Index Funds	768,364.25	320,263.55	1,088,627.80
Other Equities	128,847.49	0.00	128,847.49
Total from Equity Securities	4,735,281.73	266,638.55	5,001,920.28
FROM CASH AND EQUIVALENTS			
Commercial Paper	131,493.84	(15,024.66)	116,469.18
Interest on PUF	386,976.91	686,479.19	1,073,456.10
Adjustment to PUF Interest	(1,455.02)	0.00	(1,455.02)
Money Market	3,058.91	260.37	3,319.28
Securities Lending	37,674.34	0.00	37,674.34
Total From Cash and Equivalents	557,748.98	671,714.90	1,229,463.88
TOTAL INCOME FROM INVESTMENTS	\$ 19,498,667.28	\$ 2,932,522.36	\$ 22,431,189.64

INTEREST ACCRUED

	As of 03/31/93	As of 02/28/93	NET
U. S. Treasuries	\$ 11,283,450.34	\$ 8,313,627.90	\$ 2,969,822.44
U. S. Govt. Obligations (Gtd.)	1,152,951.85	949,966.08	202,985.77
U. S. Govt. Agencies (Non-Gtd)	2,485,943.40	2,176,197.27	309,746.13
Municipal and County Bonds	271,672.08	190,209.58	81,462.50
Foreign Governments	1,288,586.66	1,071,261.67	217,324.99
Corporate Bonds	22,142,736.64	23,929,909.56	(1,787,172.92)
Convertible Debentures	10,367.50	63,992.50	(53,625.00)
Commercial Paper	0.00	15,024.66	(15,024.66)
PUF Cash in State Treasury	1,073,456.10	386,976.91	686,479.19
Index Funds	456,354.36	136,090.81	320,263.55
Money Market	3,319.28	3,058.91	260.37
	\$ 40,168,838.21	\$ 37,236,315.85	\$ 2,932,522.36

PERMANENT UNIVERSITY FUND
STATEMENT OF CASH RECEIPTS AND DISBURSEMENTS
(March 1, 1993 through March 31, 1993)

CASH RECEIPTS

RECEIPTS INCREASING THE FUND:

Mineral Royalties

Oil	\$ 5,095,549.16
Gas	1,557,252.80
Water	57,038.31
Brine	5,611.03
Rental	
Oil and Gas Leases	35,714.46
Other	100.00

Total University Lands Receipts

\$ 6,751,265.76

RECEIPTS FROM SECURITIES SOLD,

CALLED, MATURED OR EXCHANGED:

U. S. Govt. Obligations (Direct)	5,000,000.00
U. S. Govt. Obligations (Gtd.)	1,032,116.70
FHA Mortgages -	
Prior Month Correction	(406.83)
U. S. Govt. Agencies (Non-Gtd.)	4,014,366.34
Corporate Bonds	18,620,253.09
Convertible Preferred Stock	4,386,833.58
Common Stocks	454,578,293.38
Other Equities	323,064.30
Money Market (Net)	1,856,627.43
Commercial Paper (Net)	80,000,000.00

Total

569,811,147.99

RECEIPTS FROM NET AMORTIZATION ON BONDS

(310,724.47)

Total Cash Receipts

576,251,689.28

CASH ON HAND:

February 28, 1993	42,622,772.02
March 31, 1993	427,601,721.75

Increase in Cash Balance (Subtract)

(384,978,949.73)

Total Cash Accounted For

\$ 191,272,739.55

CASH DISBURSEMENTS

ASSETS PURCHASED:

U.S. Govt. Agencies (Non-Gtd.)	\$ 6,923,437.50
Corporate Bonds	18,674,125.00
Convertible Preferred Stocks	433,030.00
Common Stocks	162,680,354.62
Index Funds	1,856,627.43
Other Equities	705,165.00

Total Cash Disbursements

\$ 191,272,739.55

SUMMARY

February 28, 1993 Book Value

\$ 3,747,022,833.86

Additions for March, 1993:

From West Texas Lands	\$ 6,751,265.76
-----------------------	-----------------

Realized Net Gain or (Loss) on		
--------------------------------	--	--

Security Transactions	114,843,962.47	121,595,228.23
-----------------------	----------------	----------------

March 31, 1993 Book Value

\$ 3,868,618,062.09

¹ Realized Net Gain or (Loss) detailed on Schedule of Securities Sold, Called or Matured

PERMANENT UNIVERSITY FUND
SCHEDULE OF SECURITIES PURCHASED
(MARCH 1, 1993 THROUGH MARCH 31, 1993)

SECURITY	PAR VALUE ¹ OR NO. OF SHARES	TOTAL PRINCIPAL COST	YIELD ² AT COST
BT SECURITIES			
3. GOVERNMENT AGENCIES (NON-GUARANTEED):			
FEDERAL NATIONAL MTGE ASSOC SER 92 7.00% CMO 180-K, DUE 7/25/21.....	\$ 7,000,000.00	\$ 6,923,437.50	7.09%
CORPORATE BONDS:			
AMERICAN GENERAL FINANCE CORP 6.375% SENIOR NOTES, DUE 3/01/03.....	7,500,000.00	7,500,000.00	6.38
OLDMAN SACHS GROUP L.P. 8.00% NOTES, DUE 3/01/13.....	2,500,000.00	2,500,000.00	8.00
OKAS UTILITIES ELECTRIC CO 6.75% 1ST MTGE, DUE 3/01/03.....	3,000,000.00	2,946,000.00	7.00
AMES MIRROR CO 7.125% NOTES, DUE 3/01/13.....	1,750,000.00	1,728,125.00	7.24
TRANSOK INC 6.90% MED TERM NOTES, DUE 3/01/05.....	4,000,000.00	4,000,000.00	6.90
TOTAL CORPORATE BONDS:	18,750,000.00	18,674,125.00	6.89
TOTAL DEBT SECURITIES:	\$ 25,750,000.00	25,597,562.50	6.94
EQUITY SECURITIES			
NON-CONVERTIBLE PREFERRED STOCKS:			
COOPER INDUS INC PFD CV EXCH CONV PFD.....	13,000	633,030.00	4.80
COMMON STOCKS:			
AMERICAN BARRICK RES CORP.....	40,000	632,000.00	1.01
AMERICAN BRANDS INC.....	37,800	1,257,418.00	5.92
AMERICAN MEDICAL HOLDINGS INC.....	40,000	458,932.00	0.00
AMERICAN TEL & TEL CO.....	2,000	114,120.00	2.31
AMETEK INC.....	342,000	5,218,782.60	4.46
ANHEUSER-BUSCH COMPANIES INC.....	42,900	2,190,474.00	2.51
APPLIED BIOSCIENCE INT'L INC.....	132,000	1,019,477.08	0.00
BAKER HUGHES INC.....	25,000	560,875.00	2.05
CARNIVAL CRUISE CL A.....	32,000	1,093,984.00	1.64
CIGNA CORP.....	81,000	4,909,147.00	5.02
CLOROX CO.....	103,000	5,255,052.10	3.29
COMMUNITY PSYCHIATRIC CTRS.....	10,000	112,830.00	3.19
CONTINUUM CO.....	14,900	305,711.70	0.00
DEAN FOODS CO.....	37,800	1,003,741.20	2.26
DUN & BRADSTREET CORP.....	80,000	4,799,666.00	3.80
EXXON CORP.....	4,000	252,740.00	4.56
FLOWERS INDS INC.....	277,000	5,343,292.80	3.84
GREAT ATLANTIC & PACIFIC TEA CO.....	36,000	856,980.00	3.36
HEALTH & REHAB PROP TRST.....	366,000	5,312,110.00	8.82
I H C O RECYCLING INC.....	26,300	339,253.00	0.00
JOHNSON & JOHNSON.....	25,000	1,087,200.00	2.12
KELLOGG CO.....	50,800	3,350,296.75	1.94
LILLY (ELI) & CO.....	12,600	619,731.00	4.92
LINCOLN NATIONAL CORP.....	64,700	5,059,022.40	3.89
LUBY'S CAFETERIAS INC.....	17,200	373,325.60	2.49
MARRIOTT CORP.....	6,800	181,943.00	1.05
MAXICARE HEALTH PLANS.....	10,000	86,250.00	0.00
MCGRAW-HILL INC.....	84,800	5,203,469.87	3.72
MCKESSON CORP.....	118,000	5,179,964.00	3.64
MCM CORP.....	83,800	2,668,235.30	5.28
MEDITRUST SBI.....	155,400	5,174,997.00	7.54
MERRILL LYNCH & CO INC.....	11,900	775,505.20	1.84
MICROSOFT CORP.....	25,300	2,154,029.40	0.00
MINNESOTA MINING & MANUFACTURING CO.....	200	21,787.00	3.05
MOBIL CORP.....	2,800	189,518.00	4.73
MOTOROLA INC.....	17,000	1,097,801.30	0.68
NALCO CHEMICAL COMPANY.....	43,100	1,572,518.50	2.30
NATIONAL HEALTH LABS INC.....	150,700	2,264,701.50	2.13
NATIONAL SERVICE INDUSTRY.....	200,000	5,137,519.10	4.05
NEW PLAN REALTY TRUST SBI.....	209,000	5,170,660.00	5.09
NIKE INC -CL B.....	15,000	1,085,235.00	0.77
NORFOLK SOUTHERN CORP.....	6,600	429,396.00	2.77
NOVELL INC.....	53,000	1,757,213.62	0.00
OGDEN CORP.....	208,100	4,976,800.60	5.23
OPPENHEIMER CAP L P.....	37,500	963,187.50	7.01
PACIFICORP.....	69,000	1,246,140.00	8.53
PFIZER INC.....	5,000	310,300.00	2.71
PHELPS DODGE CORP.....	17,500	893,550.00	3.23
PHILIP MORRIS COMPANIES INC.....	10,000	634,350.00	4.10
PROPERTY TRUST OF AMERICA.....	273,600	5,347,194.50	4.20
REYNOLDS METALS CO.....	98,700	5,110,867.35	3.48

PERMANENT UNIVERSITY FUND
SCHEDULE OF SECURITIES PURCHASED (CONTINUED)
(MARCH 1, 1993 THROUGH MARCH 31, 1993)

SECURITY	NO. SHARES PURCHASED ¹	TOTAL COST	YIELD AT COST ²
COMMON STOCKS: (CONTINUED)			
BEAID CORP.....	53,700	\$ 1,087,930.20	2.96
MONSIEUR NABISCO HOLDINGS.....	207,300	1,720,590.00	0.00
AMCOR HOLDINGS INC.....	36,300	568,300.00	0.00
TRICE MASTER, L.P.....	67,100	1,931,704.88	4.59
WORLDWIDE TRANSPORT & TRADING PLC.....	132,500	6,803,429.60	5.20
SPORTS & RECREATION INC.....	38,600	999,332.00	0.00
AMERICAN BRANDS INC.....	59,200	3,373,723.85	2.67
TELEFONICA DE ESPANA ADR.....	35,300	1,148,132.50	4.00
KACO INC.....	78,100	4,877,249.72	5.12
TRANS CANADA PIPELINES LTD.....	356,800	5,239,608.00	5.18
AMERICAN AIR CORP.....	161,500	3,848,976.80	5.45
AMERICAN LEVER N.V.....	4,900	566,244.00	2.22
UNITED DOMINION REALTY TRUST.....	139,200	3,980,920.10	4.62
AMERICAN T INC.....	201,200	5,909,075.60	3.27
WAL-MART STORES INC.....	92,400	3,077,844.00	0.39
AMERICAN RINNER-LAMBERT CO.....	17,600	1,208,856.00	3.32
AMERICAN LANGARTEN REALTY INC.....	122,100	5,179,141.40	5.09
TOTAL COMMON STOCKS:.....		162,680,354.62	4.02
INDEX FUNDS:			
AMERICAN FUND MID CAP INDEX FUND B LENDABLE.....	176,975	1,856,627.43	N/A ³
OTHER EQUITIES:			
AMERICAN PHILADELPHIA VENTURES L.P. II LMT PARTNERSHP.....		700,000.00	N/A ⁴
AMERICAN TEXAS GROWTH FUND LMT PARTNERSHP.....		5,165.00	N/A ⁴
TOTAL OTHER EQUITIES:.....		705,165.00	
TOTAL EQUITY SECURITIES.....		165,675,177.05	
TOTAL SECURITIES PURCHASED.....		\$191,272,739.55	

¹ Reflects shares actually purchased. Does not reflect shares received as a result of stock splits or dividends subsequent to date of purchase.

² Yield on Common Stocks based on cost price and indicated dividend rate as of 3/31/93.

³ Current yield is not calculated on Index Fund since scheduled income payments are not fixed at a constant rate.

⁴ Current yield is not calculated on Other Equities due to absence of scheduled interest and dividend payments.

PERMANENT UNIVERSITY FUND
EQUITIES -- OTHER CHANGES
(MARCH 1, 1993 THROUGH MARCH 31, 1993)

STOCK SPLITS, DIVIDENDS AND DISTRIBUTIONS	SHARES RECEIVED
LEGHANY CORP 2X STOCK DIVIDEND	380.00
AMERICAN GENERAL CORP 2 FOR 1 STOCK SPLIT	30,900.00
STON DICKINSON & CO 2 FOR 1 STOCK SPLIT	209,500.00
CRIS-CRAFT INDUSTRIES 3X STOCK DIVIDEND	1,732.59
RECRUIT CITY STORES INC 2 FOR 1 STOCK SPLIT	34,900.00
AMERICA CORP. 3 FOR 2 STOCK SPLIT	6,200.00
OMUS COMPANIES INC. (THE) 2 FOR 1 STOCK SPLIT	8,800.00
SHARES RECEIVED AS DISTRIBUTION FROM BUSINESSLAND CLASS ACTION SUIT	283.00

PERMANENT UNIVERSITY FUND
 SCHEDULE OF SECURITIES SOLD, CALLED OR MATURED
 (MARCH 1, 1993 THROUGH MARCH 31, 1993)

SECURITY	PAR VALUE	BOOK VALUE OF HOLDING	NET SALES PROCEEDS	GAIN OR (LOSS) OVER BOOK VALUE
SECURITIES				
GOVERNMENT OBLIGATIONS (DIRECT AND GUARANTEED):				
TREASURIES				
25% NOTES, DUE 3/31/93.....	\$ 5,000,000.00	\$ 5,000,000.00	\$ 5,000,000.00	\$ 0.00
GUARANTEED				
A PASS-THROUGHS				
L #002455, 5.50%, DUE 2/15/99..	4,847.46	4,430.82	4,847.46	416.64
L #002084, 7.00%, DUE 9/15/02..	5,053.47	5,018.83	5,053.47	34.64
L #016676, 8.00%, DUE 4/15/07..	9,170.47	9,130.78	9,170.47	39.69
L #182539, 8.00%, DUE 1/15/02..	4,182.09	4,180.96	4,182.09	1.13
L #183691, 8.00%, DUE 1/15/02..	29,207.66	29,199.77	29,207.66	7.89
IL #189914, 8.00%, DUE 1/15/02..	4,337.83	4,336.65	4,337.83	1.18
IL #194952, 8.00%, DUE 1/15/02..	3,907.78	3,906.72	3,907.78	1.06
IL #201307, 8.00%, DUE 3/15/02..	20,353.86	20,315.70	20,353.86	38.16
IL #206065, 8.00%, DUE 1/15/02..	30,694.73	30,686.43	30,694.73	8.30
IL #008790, 8.25%, DUE 4/15/06..	1,298.82	1,298.24	1,298.82	0.58
IL #009323, 8.25%, DUE 6/15/06..	1,311.29	1,306.10	1,311.29	5.19
IL #009675, 8.25%, DUE 4/15/06..	964.99	964.10	964.99	0.89
IL #009806, 8.25%, DUE 5/15/06..	1,263.36	1,262.76	1,263.36	0.60
IL #009813, 8.25%, DUE 4/15/06..	776.04	775.32	776.04	0.72
IL #010215, 8.25%, DUE 6/15/06..	772.42	772.06	772.42	0.36
IL #010770, 8.25%, DUE 5/15/06..	3,963.36	3,891.71	3,963.36	71.65
IL #010834, 8.25%, DUE 6/15/06..	654.66	654.00	654.66	0.66
IL #139698, 9.00%, DUE 8/15/01..	61,473.18	60,911.74	61,473.18	561.44
IL #152730, 9.00%, DUE 6/15/01..	15,684.06	15,649.53	15,684.06	34.53
IL #160183, 9.25%, DUE 2/15/99..	36,699.62	36,423.52	36,699.62	276.10
OL #187121, 9.25%, DUE 10/15/21..	4,541.33	4,491.74	4,541.33	49.59
OL #180552, 9.50%, DUE 9/15/21..	1,749.11	1,748.49	1,749.11	0.62
OL #290652, 9.50%, DUE 8/15/20..	73,201.74	72,773.65	73,201.74	428.09
OL #151185, 10.00%, DUE 2/15/16..	149,421.88	146,878.47	149,421.88	2,543.41
OL #233778, 10.00%, DUE 2/15/18..	47,620.25	47,354.59	47,620.25	265.66
OL #249880, 10.00%, DUE 1/15/23..	1,596.94	1,537.43	1,596.94	59.51
OL #252468, 10.00%, DUE 6/15/19..	140,310.27	139,296.69	140,310.27	1,013.58
OL #271412, 10.00%, DUE 6/15/19..	50,212.68	49,849.93	50,212.68	362.75
OL #291147, 10.00%, DUE 5/15/20..	119,052.16	119,052.16	119,052.16	0.00
OL #224630, 10.50%, DUE 10/15/17..	23,894.09	22,940.29	23,894.09	953.80
OL #102782, 10.75%, DUE 8/15/18..	3,923.00	3,863.46	3,923.00	59.54
OL #035288, 11.00%, DUE 3/15/10..	8,275.08	8,196.88	8,275.08	78.20
OL #131670, 11.50%, DUE 5/15/15..	704.25	700.48	704.25	3.77
OL #049551, 12.00%, DUE 7/15/11..	369.56	308.76	369.56	60.80
OL #040016, 12.50%, DUE 6/15/10..	596.50	585.66	596.50	10.84
OL #040744, 12.50%, DUE 5/15/10..	1,168.12	1,146.94	1,168.12	21.18
OL #043162, 12.50%, DUE 11/15/10..	62.86	59.61	62.86	3.25
OL #044298, 12.50%, DUE 11/15/10..	286.06	271.29	286.06	14.77
OL #045386, 13.00%, DUE 4/15/11..	774.19	697.33	774.19	76.86
OL #045915, 13.00%, DUE 4/15/11..	114.32	110.73	114.32	3.59
OL #047171, 13.00%, DUE 4/15/11..	178.28	171.74	178.28	6.54
OL #047219, 13.00%, DUE 4/15/11..	280.43	269.27	280.43	11.16
OL #049550, 13.00%, DUE 7/15/11..	4,591.42	4,073.23	4,591.42	518.19
OL #038584, 13.50%, DUE 5/15/10..	126.69	114.80	126.69	11.89
OL #039589, 13.50%, DUE 8/15/10..	98.39	98.24	98.39	0.15
OL #040153, 13.50%, DUE 5/15/10..	7.87	7.13	7.87	0.74
OL #040310, 13.50%, DUE 5/15/10..	70.08	69.76	70.08	0.32
OL #041007, 13.50%, DUE 7/15/10..	182.45	182.14	182.45	0.31
OL #041570, 13.50%, DUE 5/15/10..	2,677.49	2,660.68	2,677.49	16.81
OL #045053, 13.50%, DUE 5/15/11..	255.71	231.42	255.71	24.29
OL #045236, 13.50%, DUE 5/15/11..	7,383.48	6,676.99	7,383.48	706.49
OL #045940, 13.50%, DUE 5/15/11..	247.94	223.68	247.94	24.26
OL #047339, 13.50%, DUE 4/15/11..	78.21	70.55	78.21	7.66
OL #047563, 13.50%, DUE 5/15/11..	12.29	11.10	12.29	1.19
OL #047634, 13.50%, DUE 5/15/11..	86.62	85.71	86.62	0.91
OL #048143, 13.50%, DUE 5/15/11..	86.29	78.11	86.29	8.18
OL #048879, 13.50%, DUE 5/15/11..	133.90	120.80	133.90	13.10
OL #049003, 13.50%, DUE 5/15/11..	87.57	78.99	87.57	8.58
OL #049208, 13.50%, DUE 5/15/11..	74.59	67.52	74.59	7.07
OL #049276, 13.50%, DUE 1/15/12..	3.50	3.46	3.50	0.04
OL #049491, 13.50%, DUE 5/15/11..	40.93	37.05	40.93	3.88
OL #054207, 14.00%, DUE 3/15/12..	43.96	41.46	43.96	2.50
OL #055789, 14.00%, DUE 4/15/12..	71.55	64.89	71.55	6.66
OL #055992, 14.00%, DUE 6/15/12..	186.01	175.56	186.01	10.45
TOTAL GNMA PASS-THROUGHS.....	881,497.19	872,594.60	881,497.19	8,902.59
SHIP FINANCING BONDS (TITLE XI)				
SAN DIEGO TRANSPORTATION CO SER B 8.625%, DUE 9/30/00.....	79,000.00	79,000.00	79,000.00	0.00

PERMANENT UNIVERSITY FUND
SCHEDULE OF SECURITIES SOLD, CALLED OR MATURED (CONTINUED)
(MARCH 1, 1993 THROUGH MARCH 31, 1993)

SECURITY	PAR VALUE	BOOK VALUE OF HOLDING	NET SALES PROCEEDS	GAIN OR (LOSS) OVER BOOK VALUE
GOVERNMENT AGENCIES				
U.S. GOVERNMENT AGENCIES (NON-GUARANTEED):				
TRIPLE RIDGE HOSPITAL SYSTEM INC 30% HILL-BURTON NT, DUE 7/14/00.....	\$ 71,619.51	\$ 71,619.51	\$ 71,619.51	\$ 0.00
AL U. S. GOVT. OBLIGATIONS (GUARANTEED).....	1,032,116.70	1,023,214.11	1,032,116.70	8,902.59
FOR PERIOD ADJUSTMENTS: MORTGAGES.....	0.00	0.00	(406.83)	(406.83)
U.S. GOVERNMENT AGENCIES (NON-GUARANTEED):				
FEDERAL HOME LOAN MTGE CORP CMO PARTICIPATION CERTIFICATES				
GROUP #000001, 9.25%, DUE 8/15/13	868,879.00	844,531.38	868,879.00	24,347.62
GROUP #000009, 9.25%, DUE 7/15/15	117,486.00	108,316.84	117,486.00	9,169.16
FEDERAL HOME LOAN MTGE CORP CMO PL C PARTICIPATION CERTIFICATES				
GROUP #000135, 8.75%, DUE 5/15/00	141,196.50	139,140.82	141,196.50	2,055.68
FEDERAL HOME LOAN MTGE CORP BALLOON PARTICIPATION CERTIFICATES				
GROUP #080037, 8.50%, DUE 3/01/98	113,944.40	113,944.40	113,944.40	0.00
FEDERAL HOME LOAN MORTGAGE CORP PARTICIPATION CERTIFICATES				
GROUP #170037, 13.50%, DUE 10/01/10.....	1,707.20	1,693.48	1,707.20	13.72
GROUP #170047, 16.25%, DUE 5/01/11.....	421.60	420.90	421.60	0.70
GROUP #170051, 15.50%, DUE 6/01/11.....	39.30	39.00	39.30	0.30
GROUP #170139, 11.50%, DUE 8/01/15.....	6,365.50	6,333.91	6,365.50	31.59
GROUP #170147, 11.00%, DUE 11/01/15.....	23,915.36	23,857.24	23,915.36	58.12
FEDERAL HOME LOAN MTGE CORP GNOME PARTICIPATION CERTIFICATES				
GROUP #200060, 9.00%, DUE 12/01/01.....	20,003.62	19,745.46	20,003.62	258.16
FEDERAL HOME LOAN MTGE CORP 21 SER PARTICIPATION CERTIFICATES				
GROUP #215711, 9.50%, DUE 12/01/01.....	531,610.64	529,947.53	531,610.64	1,663.11
FEDERAL HOME LOAN MTGE CORP MULT-FAM PARTICIPATION CERTIFICATES				
GROUP #220022, 9.25%, DUE 6/01/02	48,576.00	48,161.11	48,576.00	414.89
GROUP #220023, 9.75%, DUE 8/01/02	439,912.28	436,159.02	439,912.28	3,753.26
GROUP #240001, 9.50%, DUE 11/01/97.....	7,134.00	7,055.79	7,134.00	78.21
FEDERAL HOME LOAN MTGE CORP GNOME PARTICIPATION CERTIFICATES				
GROUP #380003, 9.50%, DUE 6/01/02	78,777.16	78,212.50	78,777.16	564.66
GROUP #380005, 9.50%, DUE 7/01/02	798,052.16	796,905.80	798,052.16	1,146.36
GROUP #380008, 9.50%, DUE 9/01/02	455,148.00	454,135.22	455,148.00	1,012.78
GROUP #380046, 10.50%, DUE 5/01/04.....	229,907.02	229,800.42	229,907.02	106.60
GROUP #380095, 9.00%, DUE 8/01/05	5,769.00	5,763.73	5,769.00	5.27
FEDERAL HOME LOAN MORTGAGE CORP TPM PARTICIPATION CERTIFICATES				
GROUP #735015, 10.00%, DUE 6/01/05.....	125,521.60	124,599.93	125,521.60	921.67
TOTAL U.S. GOVERNMENT AGENCIES (NON-GUARANTEED).....	4,014,366.34	3,968,764.48	4,014,366.34	45,601.86
CORPORATE BONDS:				
ALABAMA POWER CO 8.25% 1ST MTGE, DUE 12/01/03....	2,000,000.00	1,834,407.88	2,063,800.00	229,392.12
AMERICAN SOUTHWEST FINANCIAL CORP 7.25% GNMA CMO 61-D, DUE 6/01/14	687,694.80	561,384.49	687,694.80	126,310.31
8.80% GNMA CMO 62-C, DUE 7/01/16	416,326.44	400,656.68	416,326.44	15,669.76
AVCO FINANCIAL SERVICES INC 8.875% SR SUB NOTES, DUE 3/15/96	2,500,000.00	2,498,265.92	2,500,000.00	1,734.08
LOHAS MORTGAGE FUNDING CORP 9.70% GNMA CMO IV-C, DUE 6/25/07	358,748.70	347,213.46	358,748.70	11,535.24
LONG ISLAND LIGHTING CO 8.625% GENL & REF MTG, DUE 12/01/06.....	5,000,000.00	4,858,395.70	5,224,000.00	365,604.30
MONTANA POWER CO 8.625% 1ST MTGE, DUE 3/01/04....	3,580,000.00	3,440,482.52	3,689,906.00	249,423.48
PAINE WEBBER GROUP INC 9.375% SUB NOTES, DUE 3/01/96...	1,000,000.00	997,944.14	1,000,000.00	2,055.86
PENNZOIL CO 9.125% NOTES, DUE 3/01/96.....	2,000,000.00	1,995,696.01	2,000,000.00	4,303.99

PERMANENT UNIVERSITY FUND
 SCHEDULE OF SECURITIES SOLD, CALLED OR MATURED (CONTINUED)
 (MARCH 1, 1993 THROUGH MARCH 31, 1993)

SECURITY	PAR VALUE OR NO. SHARES	BOOK VALUE OF HOLDING	NET SALES PROCEEDS	GAIN OR (LOSS) OVER BOOK VALUE
CORPORATE BONDS: (CONTINUED)				
LEDYNE INC C 0.00% SUB DEBS SER C, DUE 6/01/04.....	\$ 612,000.00	\$ 543,553.86	\$ 612,000.00	\$ 68,446.14
STAM MORTGAGE FINANCIAL CORP 1.95% GNMA CMO 4-1, DUE 8/01/18.	67,777.15	66,619.14	67,777.15	1,158.01
TOTAL CORPORATE BONDS.....	18,222,547.09	17,544,619.80	18,620,253.09	1,075,633.29
TOTAL DEBT SECURITIES.....	\$ 28,269,030.13	27,536,598.39	28,666,329.30	1,129,730.91
EQUITY SECURITIES				
NON-CONVERTIBLE PREFERRED STOCKS:				
THE WARNER INC, PREFERRED SER C CONV PREFERRED.....	22,900	877,569.13	1,207,714.89	330,145.76
3F&G CORP CONV PFD C COMMON STOCK.....	41,700	1,887,676.43	3,179,118.69	1,291,442.26
TOTAL CONVERTIBLE PREFERRED STOCKS.....		2,765,245.56	4,386,833.58	1,621,588.02
COMMON STOCKS:				
BBOYD LABORATORIES.....	31,500	406,908.07	818,822.78	411,914.71
CX TECHNOLOGIES INC.....	18,400	347,101.32	426,132.96	79,031.64
KZO NY ADR.....	50,000	1,595,241.16	2,004,807.50	409,566.34
LBANK FINANCIAL CORP.....	2,300	26,803.62	38,730.62	11,927.00
LDEN PRESS CO.....	97,200	874,800.00	1,458,000.00	583,200.00
LEXANDER & ALEXANDER SERVICES INC.....	24,840	525,543.63	638,100.25	112,556.62
LLEGHANY CORP.....	1,800	167,898.73	243,666.18	75,767.45
ELLIANT TECHSYSTEMS, INC.....	12,320	280,494.48	302,102.61	21,608.13
ELLSTATE FINANCIAL CORP.....	18,300	236,882.86	224,449.32	(12,433.54)
EMAX INC.....	33,900	711,703.34	651,127.33	(60,576.01)
EMDAHL CORP.....	26,500	328,913.82	208,426.14	(120,487.68)
AMERICAN EXPRESS CO.....	261,100	5,965,566.17	7,084,488.89	1,118,922.72
AMERICAN HOME PRODUCTS CORP.....	107,900	4,656,184.14	6,872,824.12	2,216,639.98
AMERICAN INCOME HOLDING INC.....	30,000	564,350.00	658,177.99	93,827.99
AMERICAN INFORMATION TECHNOLOGIES	42,800	2,691,971.76	3,119,898.60	427,926.84
AMERICAN INTERNATIONAL GROUP INC.	63,225	5,014,251.59	7,771,874.72	2,757,623.13
AMERICAN NATIONAL INSURANCE CO...	4,600	155,743.78	273,655.84	117,912.06
AMERICAN TEL & TEL CO.....	186,700	7,189,168.77	10,684,408.15	3,495,239.38
AMGEN INC.....	2,800	198,800.00	96,923.12	(101,876.88)
AMOCO CORP.....	130,900	5,805,882.05	7,035,481.58	1,229,599.53
AMP INC.....	54,400	2,835,940.69	3,200,569.24	364,628.55
ANACOMP INC.....	18,300	60,532.90	68,447.03	7,914.13
ANALYSTS INT'L CORP.....	7,500	100,233.69	238,053.00	137,819.31
ANHEUSER-BUSCH COMPANIES INC.....	92,600	4,007,034.08	4,972,730.63	965,696.55
APPLE COMPUTER INC.....	12,400	756,768.33	703,943.46	(52,824.87)
APPLIED POWER INC. CL A.....	10,200	153,572.62	175,983.90	22,411.28
ARCHER-DANIELS-MIDLAND CO.....	253,100	5,901,064.04	6,521,577.56	620,513.52
ARKLA INC.....	12,000	93,492.00	97,381.54	3,889.54
ARMCO INC.....	12,500	55,437.50	95,976.79	40,539.29
ATKININSON (GUY F) CO. CAL.....	13,700	88,573.93	126,593.48	38,019.55
ATLANTIC RICHFIELD CO.....	25,500	2,963,423.85	2,934,329.67	(29,094.18)
AUGAT INC.....	32,500	394,276.09	401,767.09	7,491.00
AUTODESK, INC.....	15,500	464,045.99	722,538.70	258,492.71
BALDWIN TECHNOLOGY INC. CL A.....	31,000	157,238.83	143,567.59	(13,671.24)
BALLY MANUFACTURING CORP.....	14,300	137,772.08	98,171.94	(39,600.14)
BANC ONE CORP.....	37,400	1,691,893.79	2,007,041.23	315,147.44
BANKERS TRUST NEW YORK CORP.....	8,500	473,044.03	620,422.71	147,378.68
BAXTER INTERNATIONAL INC.....	70,000	1,324,888.45	2,141,746.58	816,858.13
BECTION DICKINSON & CO.....	111,700	3,836,909.92	4,107,288.22	270,378.30
BELL ATLANTIC CORP.....	69,600	2,366,707.92	3,653,604.12	1,286,896.20
BELLSOUTH CORP.....	88,700	4,664,139.98	4,796,180.67	132,040.69
BERKLEY (WR) CORP.....	178,800	3,585,040.27	8,267,783.52	4,682,743.25
B&H MARITIME CARRIERS LTD.....	1,700	12,174.06	2,321.10	(9,852.96)
BRISTOL-MYERS SQUIBB CO.....	136,300	4,954,819.93	7,861,095.65	2,906,275.72
BROWNING-FERRIS INDUSTRIES INC...	12,500	259,177.86	351,443.27	92,265.41
CABLE & WIRELESS PUB LTD ADS.....	17,200	514,279.06	526,567.31	12,288.25
CABOT OIL & GAS.....	38,200	646,104.92	755,083.29	108,978.37
CANANDAIGUA WINE CO. CL A.....	25,500	314,409.81	397,880.20	83,470.39
CAROLINA FREIGHT CORP.....	21,733	267,801.08	301,909.27	34,108.19
CAROLINA POWER & LIGHT CO.....	124,200	2,639,985.61	3,964,465.28	1,324,479.67
CASCADE CORP.....	4,000	72,000.00	87,461.60	15,461.60
CBS INC.....	22,768	3,588,525.86	4,609,543.30	1,021,017.44
CENTEX CORP.....	20,000	357,506.60	598,780.00	241,273.40
CHAMPION INTERNATIONAL CORP.....	13,200	342,035.60	408,222.16	66,186.56
CHEMICAL BANKING CORPORATION.....	13,486	448,537.52	579,985.17	131,447.65
CHEVRON CORP.....	123,200	5,036,698.51	9,415,531.77	4,378,833.26
CHICAGO DOCK & CANAL TRUST.....	7,500	85,300.97	80,553.00	(4,747.97)
CHRYSLER CORP.....	11,000	228,501.84	428,192.62	199,690.78
CIRCUIT CITY STORES INC.....	18,900	1,062,425.70	1,002,364.43	(60,061.27)
CLEVELAND-CLIFFS INC.....	11,800	376,125.00	396,252.90	20,127.90

PERMANENT UNIVERSITY FUND
 SCHEDULE OF SECURITIES SOLD, CALLED OR MATURED (CONTINUED)
 (MARCH 1, 1993 THROUGH MARCH 31, 1993)

2516

SECURITY	NO. SHARES	BOOK VALUE OF HOLDING	NET SALES PROCEEDS	GAIN OR (LOSS) OVER BOOK VALUE
COMMON STOCKS: (CONTINUED)				
ATIONAL SERVICE INDUSTRY.....	8,300 \$	199,119.34 \$	214,434.76 \$	15,335.42
ATIONS BANK CORP.....	22,800	1,034,675.60	1,289,650.72	254,975.12
AGARA MOHAWK POWER CORP.....	19,700	291,572.16	430,721.51	139,149.35
KE INC -CL B.....	23,700	2,073,726.30	1,711,537.61	(362,188.69)
RFOLK SOUTHERN CORP.....	21,600	1,390,864.31	1,407,146.52	16,282.21
RTHROP CORP.....	37,300	735,491.00	1,305,098.40	569,607.40
VELL INC.....	98,400	2,986,064.03	3,367,779.36	381,715.33
NEX CORP.....	41,700	2,487,037.96	3,672,397.84	1,185,359.88
ACIDENTAL PETROLEUM CORP.....	69,400	1,685,119.40	1,432,835.97	(252,283.43)
D REPUBLIC INTERNATIONAL.....	50,600	783,314.76	1,287,854.88	504,540.12
ACLE SYSTEMS CORP.....	11,400	119,490.32	396,131.76	276,641.44
ITBOARD MARINE CORP.....	12,200	307,829.08	264,101.67	(43,727.41)
ACIFIC ENTERPRISES.....	20,900	452,389.32	480,542.72	28,153.40
ACIFIC TELESIS GROUP.....	42,100	979,908.51	1,987,100.38	1,007,191.87
EPISCO INC.....	165,600	956,183.06	6,853,451.32	5,897,268.26
ETROLEUM HELICOPTERS.....	18,900	301,363.39	217,168.56	(84,194.83)
ETROLEUM HELICOPTERS-VOTING.....	9,600	131,921.45	112,707.84	(19,213.61)
FIZER INC.....	59,800	1,543,238.13	3,711,603.37	2,168,365.24
ILIP MORRIS COMPANIES INC.....	42,900	1,956,845.71	2,806,235.49	849,389.78
IONEER GROUP.....	2,400	46,200.00	75,576.96	29,376.96
ITTSBURGH-DESMOINES CORP.....	100	3,740.60	3,448.92	(291.68)
COL ENERGY SERVICES.....	9,700	62,555.55	69,019.38	6,463.83
ROCTER & GAMBLE CO.....	100,700	2,458,858.83	5,344,223.39	2,885,364.56
ROVIDENT LIFE & ACCIDENT CLB.....	14,900	286,469.33	419,455.46	132,986.13
S GROUP.....	60,784	2,935,021.55	873,420.10	(2,061,601.45)
ULSE ENGINEERING INC.....	17,000	156,113.50	141,960.80	(14,152.70)
UANTUM CORP.....	11,000	184,250.00	160,274.40	(23,975.60)
UESTAR CORP.....	21,100	427,555.47	624,787.19	197,231.72
VC NETWORK INC.....	15,200	227,346.40	840,395.08	613,048.68
ADIATION SYSTEM INC.....	2,400	26,650.36	30,276.96	3,626.60
AVEN INDUSTRIES INC.....	3,800	45,283.33	73,663.52	28,380.19
EEBOOK INTERNATIONAL.....	58,100	1,886,531.48	2,096,039.34	209,507.86
EPUBLIC BANCORP INC.....	22,000	145,000.00	284,788.80	139,788.80
REYNOLDS METALS CO.....	22,100	1,285,137.10	1,119,531.61	(165,605.49)
ILI CORP.....	5,400	82,881.36	149,118.18	66,236.82
OWAN COMPANIES INC.....	46,900	343,726.30	406,415.02	62,688.72
ROYAL DUTCH PETROLEUM CO.....	92,000	7,171,957.25	7,826,159.88	654,202.63
SALOMON INC.....	18,700	570,090.40	751,213.32	181,122.92
SECOMB HOLDING CO.....	161,500	6,388,928.63	7,850,646.04	1,461,717.41
SCHLUMBERGER LTD.....	77,900	4,594,740.74	4,484,202.04	(110,538.70)
SEAGATE TECHNOLOGY, INC.....	4,600	85,780.39	79,016.04	(6,764.35)
SEAGRAM CO LTD.....	40,400	921,285.58	1,105,525.29	184,239.71
SEARS ROEBUCK & CO.....	8,900	311,445.28	470,911.35	159,466.07
SOTHEBYS HOLDINGS INC CLA.....	51,600	634,337.31	659,968.32	25,631.01
SOUTHDOWN INC.....	10,200	127,557.95	111,727.14	(15,830.81)
SOUTHERN CO.....	82,400	1,969,728.01	3,355,926.66	1,386,198.65
SOUTHWESTERN BELL CORP.....	36,500	2,009,739.29	2,647,400.63	637,661.34
STANDARD MICROSYSTEMS CORP.....	2,000	37,750.00	40,980.80	3,230.80
STERLING CHEMICALS INC.....	695,800	3,296,148.96	2,632,652.33	(663,496.63)
STONE CONTAINER.....	28,118	586,104.67	428,694.01	(157,410.66)
SUNAMERICA INC.....	51,700	864,109.02	1,919,828.45	1,055,719.43
TECHNITROL INC.....	300	7,980.47	8,209.34	228.87
TEXTRON INC.....	23,800	679,913.06	1,047,781.17	367,868.11
THIOKOL CORP.....	16,700	280,217.87	307,529.41	27,311.54
TIMES-MIRROR CO SERIES A.....	44,750	1,388,141.16	1,530,254.80	142,113.64
TOPPS CO INC.....	14,900	233,928.58	107,581.96	(126,346.62)
TOYS "R" US INC.....	152,100	4,330,255.87	6,370,914.31	2,040,658.44
TYCO LABORATORIES INC.....	18,000	684,583.14	834,396.78	149,813.64
UNICARE FINANCIAL CORP.....	40,100	548,984.12	579,178.21	30,194.09
UNION PACIFIC CORP.....	17,900	1,095,206.44	1,062,849.01	(32,357.43)
UNISYS CORP.....	11,400	110,523.00	154,497.90	43,974.90
UNITED NEWSPAPERS ADR.....	1,000	12,875.00	15,240.40	2,365.40
US BANCORP OREGON.....	3,600	34,573.05	97,165.44	62,592.39
USAIR GROUP INC.....	31,900	594,169.72	512,685.15	(81,484.57)
USF&G CORP.....	39,200	392,331.35	527,577.87	135,246.52
USLIFE CORP.....	9,790	280,092.81	381,681.62	101,588.81
US SHOE CORP.....	28,000	434,000.00	306,309.73	(127,690.27)
US WEST INC.....	68,500	1,963,448.41	2,784,451.05	821,002.64
WALGREEN CO.....	61,400	1,889,182.90	2,375,454.74	486,271.84
WASTE MANAGEMENT INC.....	147,000	5,729,883.66	5,617,945.97	(111,937.69)
WHITMAN CORPORATION.....	39,600	520,988.99	573,950.69	52,961.70
WILLCOX & GIBBS INC.....	30,400	80,418.50	199,865.48	119,446.98
WORLDTEX INC.....	11,300	56,752.25	76,813.94	20,061.69
PACIFIC DUNLOP LTD.....	98,100	1,659,419.17	1,474,489.44	(184,929.73)
TOTAL COMMON STOCKS.....		342,632,579.09	454,578,293.38	111,945,714.29
STOCK DISTRIBUTION FOR SETTLEMENT OF BUSINESSLAND CLASS ACTION SUIT.....		0.00	4,174.25	4,174.25
OTHER EQUITIES:				
CHEYENNE III ROYALTY PURCHS.....		64,872.08	64,872.08	0.00
GOLDSTON OIL-GLADEWATER JETER MINERAL ROYAL.....		60,662.60	60,662.60	0.00

PERMANENT UNIVERSITY FUND
 SCHEDULE OF SECURITIES SOLD, CALLED OR MATURED (CONTINUED)
 (MARCH 1, 1993 THROUGH MARCH 31, 1993)

SECURITY	BOOK VALUE OF HOLDING	NET SALES PROCEEDS	GAIN OR (LOSS) OVER BOOK VALUE
OTHER EQUITIES: (CONTINUED)			
ADSTON OIL GLADEWATER JETER/ROYAL 4T PARTNERSHP.....	\$ 7,556.62	\$ 7,556.62	\$ 0.00
S PARTNERS, LP.....	0.00	89,305.00	89,305.00
S PARTNERS - II, LP MT PARTNERSHP.....	47,218.00	100,668.00	53,450.00
TOTAL OTHER EQUITIES.....	180,309.30	323,064.30	142,755.00
TOTAL EQUITY SECURITIES	345,578,133.95	459,252,365.51	113,714,231.56
CASH AND EQUIVALENTS			
COMMERCIAL PAPER (NET).....	80,000,000.00	80,000,000.00	0.00
TREASURY MARKET (NET).....	1,856,627.43	1,856,627.43	0.00
TOTAL CASH AND EQUIVALENTS.....	81,856,627.43	81,856,627.43	0.00
TOTAL CASH SALES, CALLS, OR MATURITIES	\$454,971,359.77	\$569,815,322.24	\$114,843,962.47

II. COMMON TRUST FUND

COMMON TRUST FUND
SUMMARY OF SECURITIES TRANSACTIONS
(February 1, 1993 through February 28, 1993)

2519

REPORT ON SECURITIES TRANSACTIONS. -- The following securities transactions have been made for the Common Trust Fund in February, 1993. The Vice Chancellor for Asset Management recommends approval by the Board of Agents of these transactions.

PURCHASES:	COST (BOOK VALUE)	YIELD AT COST
<u>DEBT SECURITIES--</u>		
U. S. Govt. Agencies (Non-Gtd.)	\$ 2,958,593.75	7.12%
Foreign Governments	3,977,340.00	7.75%
Corporate Bonds	2,987,560.00	7.56%
TOTAL DEBT SECURITIES	9,923,493.75	7.50%
<u>EQUITY SECURITIES--</u>		
Common Stocks	12,239,619.19	1.29% ¹
Index Funds	1,342,886.96	N/A ²
TOTAL EQUITY SECURITIES	13,582,506.15	
<u>CASH AND EQUIVALENTS--</u>		
Money Market Funds (Net)	4,198.02	
TOTAL ACQUISITIONS	\$ 23,510,197.92	
SALES, CALLS AND MATURITIES:	PROCEEDS	GAIN OR (LOSS)
<u>DEBT SECURITIES--</u>		
U. S. Govt. Obligations (Dir.)	\$ 1,000,000.00	\$ 0.00
U. S. Govt. Obligations (Gtd.)	173,155.46	748.73
U. S. Govt. Agencies (Non-Gtd.)	1,100,334.27	13,153.73
Corporate Bonds	4,202,926.14	285,518.96
TOTAL DEBT SECURITIES	6,476,415.87	299,421.42
<u>EQUITY SECURITIES--</u>		
Convertible Preferred Stocks	57,957.06	8,284.00
Common Stocks	9,427,012.73	1,100,113.30
Other Equities	159,629.35	0.00
TOTAL EQUITY SECURITIES	9,644,599.14	1,108,397.30
<u>CASH AND EQUIVALENTS--</u>		
Goldman Sachs (Net)	7,382,532.07	0.00
TOTAL DISPOSITIONS	\$ 23,503,547.08	\$ 1,407,818.72

¹ Yield on Common Stocks based on cost price and indicated dividend rate as of 2/28/93.

² Current yield is not calculated on Index Fund since scheduled income payments are not fixed at a constant rate.

COMMON INVESTMENT FUND
Comparison Summary of Assets

Security	February 29, 1992				February 28, 1993			
	Book Value	Book Yield	Market Value	Market Yield	Book Value	Book Yield	Market Value	Market Yield
LONG TERM SECURITIES:								
DEBT SECURITIES --								
U. S. GOVT. OBLIGATIONS:								
Direct - Treasuries	\$ 53,140,711.15	9.95%	\$ 59,950,513.00	6.39%	\$ 38,559,712.19	9.84%	\$ 46,623,655.00	5.37%
Gtd. - Various Bonds	10,491,523.74	9.79%	11,323,435.23	8.90%	8,700,737.03	9.71%	9,637,609.14	8.42%
Total U. S. Govts	63,632,234.89	9.93%	71,273,948.23	6.79%	47,260,449.22	9.82%	56,261,264.14	5.89%
U. S. GOVT. AGENCIES:								
Non-Guaranteed	87,356,123.81	9.55%	92,686,603.62	8.72%	109,543,987.86	8.99%	116,755,244.76	8.07%
FOREIGN GOVERNMENTS	0.00	0.00%	0.00	0.00%	13,148,767.63	7.81%	14,104,199.20	7.28%
MUNICIPAL AND COUNTY BONDS	0.00	0.00%	0.00	0.00%	3,000,000.00	8.97%	3,311,720.00	7.96%
CORPORATE BONDS	247,097,332.56	9.88%	265,968,986.82	8.69%	274,165,052.12	9.34%	303,497,556.03	7.57%
TOTAL DEBT SECURITIES	398,085,691.26	9.82%	429,929,538.67	8.38%	447,118,256.83	9.26%	493,929,984.13	7.49%
PREFERRED STOCKS	1,159,555.70	13.48%	1,794,225.00	8.71%	1,159,555.70	13.47%	1,983,075.00	8.71%
TOTAL FIXED INCOME SECURITIES	399,245,246.96	9.83%	431,723,763.67	8.38%	448,277,812.53	9.27%	495,913,059.13	7.49%
EQUITY SECURITIES --								
Convertible Debentures	505,486.54	12.12%	465,650.00	13.16%	577,936.54	13.08%	388,637.50	6.24%
Convertible Preferred Stocks	1,677,187.90	9.67%	2,251,251.25	7.20%	1,327,785.14	3.77%	2,059,521.50	2.43%
Common Stocks	278,582,715.90	2.99%	311,186,608.64	2.67%	325,006,605.00	2.96%	363,290,493.15	2.64%
Index Funds	0.00	0.00%	0.00	0.00%	46,878,197.69	2.75%	48,070,305.75	2.64%
Other Equities	50,676,904.91	0.00%	49,335,739.65	0.00%	55,071,085.41	0.00%	54,834,943.46	0.00%
TOTAL EQUITY SECURITIES	331,442,295.25	2.58%	363,239,249.54	2.35%	428,861,609.78	2.58%	468,643,901.36	2.33%
REAL ESTATE	2,675,000.00	6.00%	2,790,000.00	6.00%	0.00	0.00%	0.00	0.00%
TOTAL LONG TERM	733,362,542.21	6.54%	797,753,013.21	5.63%	877,139,422.31	6.00%	964,556,960.49	4.99%
CASH & EQUIVALENT:								
U. S. Governments (Dir & Gtd)	1,992,978.41	9.92%	2,075,620.00	4.39%	14,669,906.88	10.24%	15,046,242.00	3.24%
U. S. Governments Agency-Non Gtd.	998,940.38	11.87%	1,013,750.00	3.01%	0.00	0.00%	0.00	0.00%
Corporate Bonds	7,319,660.99	11.42%	7,563,007.40	5.75%	635,483.74	12.19%	655,864.96	4.26%
Short Term Investment Fund	55,441,523.06	4.35%	55,441,523.06	4.35%	51,738,263.80	3.11%	51,738,263.80	3.11%
TOTAL SHORT TERM	65,753,102.84	5.42%	66,093,900.46	4.49%	67,043,654.42	4.76%	67,440,370.76	3.15%
TOTAL SECURITIES, CASH & EQUIVALENT	\$ 799,115,645.05	6.44%	\$ 863,846,913.67	5.54%	\$ 944,183,076.73	5.91%	\$ 1,031,997,331.25	4.87%

L & I 29

2520

COMMON TRUST FUND
SUMMARY OF INCOME FROM INVESTMENTS
(February 1, 1993 through February 28, 1993)

	CASH	ACCRUED	TOTAL
FROM FIXED INCOME SECURITIES			
U. S. Treasuries	\$ 864,489.49	\$ (456,552.71)	\$ 407,936.78
U. S. Govt. Obligations (Gtd.)	72,318.56	7,739.71	80,058.27
U. S. Govt. Agencies (Non-Gtd)	778,712.53	(48,823.74)	729,888.79
Municipal and County Bonds	0.00	22,416.67	22,416.67
Foreign Governments	96,769.25	(12,036.46)	84,732.79
Corporate Bonds	2,469,097.24	(173,000.08)	2,296,097.16
Preferred Stocks	26,250.00	0.00	26,250.00
Total from Fixed Income Securities	4,307,637.07	(660,256.61)	3,647,380.46
FROM EQUITY SECURITIES			
Convertible Debentures	0.00	2,004.16	2,004.16
Common Stocks	633,196.21	0.00	633,196.21
Index Funds	55,136.18	(32,329.27)	22,806.91
Other Equities	205,454.64	0.00	205,454.64
Total from Equity Securities	893,787.03	(30,325.11)	863,461.92
FROM CASH AND EQUIVALENTS			
Goldman Sachs	154,978.27	(29,448.69)	125,529.58
Money Markets	423.85	(55.46)	368.39
Securities Lending	17,946.34	0.00	17,946.34
Total From Cash and Equivalents	173,348.46	(29,504.15)	143,844.31
TOTAL INCOME FROM INVESTMENTS	\$ 5,374,772.56	\$ (720,085.87)	\$ 4,654,686.69

INTEREST ACCRUED

	As of 02/28/93	As of 01/31/93	NET
U. S. Treasuries	\$ 1,068,849.33	\$ 1,525,402.04	\$ (456,552.71)
U. S. Govt. Obligations (Gtd.)	60,497.41	52,757.70	7,739.71
U. S. Govt. Agencies (Non-Gtd)	702,188.88	751,012.62	(48,823.74)
Municipal and County Bonds	51,586.11	29,169.44	22,416.67
Foreign Governments	134,974.83	147,011.29	(12,036.46)
Corporate Bonds	6,633,263.86	6,806,263.94	(173,000.08)
Convertible Debentures	11,958.19	9,954.03	2,004.16
Index Funds	22,806.91	55,136.18	(32,329.27)
Goldman Sachs	128,083.24	157,531.93	(29,448.69)
Wells Fargo Money Market	368.39	423.85	(55.46)
	\$ 8,814,577.15	\$ 9,534,663.02	\$ (720,085.87)

COMMON TRUST FUND
STATEMENT OF CASH RECEIPTS AND DISBURSEMENTS
(FEBRUARY 1, 1993 THROUGH FEBRUARY 28, 1993)

2522

CASH RECEIPTS

RECEIPTS INCREASING THE FUND:		
Distributable Discount Amortization		\$ 66,277.92
RECEIPTS FROM SECURITIES SOLD, CALLED, MATURED OR EXCHANGED:		
U. S. Govt. Obligations (Direct)	\$ 1,000,000.00	
U. S. Govt. Obligations (Gtd.)	173,155.46	
U. S. Govt. Agencies (Non-Gtd.)	1,100,334.27	
Corporate Bonds	4,202,926.14	
Convertible Preferred Stock	57,957.06	
Common Stocks	9,427,012.73	
Other Equities	159,629.35	
Short Term Investment Fund (Net)	7,382,532.07	

Total		23,503,547.08
RECEIPTS FROM NET AMORTIZATION ON BONDS		(59,627.08)
Total Cash Receipts		\$ 23,510,197.92 =====

CASH DISBURSEMENTS

ASSETS PURCHASED:		
U. S. Govt. Agencies (Non-Gtd.)		\$ 2,958,593.75
Foreign Governments		3,977,340.00
Corporate Bonds		2,987,560.00
Common Stock		12,239,619.19
Index Funds		1,342,886.96
Money Market (Net)		4,198.02

Total Cash Disbursements		\$ 23,510,197.92 =====

COMMON TRUST FUND
SUMMARY

January 31, 1993 Book Value		\$ 942,708,980.09
-----------------------------	--	-------------------

Additions:

Distributable Discount Amortization	\$ 66,277.92	
Realized Net Gain or (Loss) ¹ on Security Transactions	<u>1,407,818.72</u>	<u>1,474,096.64</u>

February 28, 1993 Book Value		<u>\$ 944,183,076.73</u>
------------------------------	--	--------------------------

NUMBER OF UNITS²

January 31, 1993 Balance		317,675,450
--------------------------	--	-------------

Net Donations (02/01/93)	\$ 0.00	
Market Value per Unit (02/28/93)	\$ 3.2485901	
Net Units Added (02/01/93)		0
Accounting Adjustments		<u>0</u>

February 28, 1993 Balance		<u>317,675,450</u>
---------------------------	--	--------------------

DISTRIBUTIONS TO UNIT HOLDERS²
(February 1-28, 1993)

Distribution from Current Income		\$ 13,540,988.32
----------------------------------	--	------------------

Distribution from Income Reserve		<u>357,314.60</u>
----------------------------------	--	-------------------

Total Distribution		<u>\$ 13,898,302.92</u>
--------------------	--	-------------------------

¹ Realized Net Gain or (Loss) detailed on Schedule of Securities Sold, Called or Matured

² Units are added to the CTF quarterly on 3/1, 6/1, 9/1, and 12/1. Distribution is paid quarterly on 2/28, 5/31, 8/31 and 11/30

COMMON TRUST FUND
SCHEDULE OF SECURITIES PURCHASED
(FEBRUARY 1, 1993 THROUGH FEBRUARY 28, 1993)

SECURITY	PAR VALUE ¹ OR NO. OF SHARES	TOTAL PRINCIPAL COST	YIELD ² AT COST
DEBT SECURITIES			
U.S. GOVERNMENT AGENCIES (NON-GUARANTEED):			
FEDERAL NATIONAL MTGE ASSOC SER 91 7.00% CMO 173-PK, DUE 1/25/21	\$ 1,000,000.00	\$ 963,593.75	7.31%
FEDERAL HOME LOAN MTGE CORP CMO 7.00% 457-PJ, DUE 9/15/07	2,000,000.00	1,995,000.00	7.03
TOTAL U.S. GOVT AGENCIES (NON-GTD)	3,000,000.00	2,958,593.75	7.12
FOREIGN GOVERNMENTS:			
QUEBEC HYDRO ELECTRIC COMMISSION 7.375% DEBS, DUE 2/01/03	2,000,000.00	2,000,000.00	7.38
SASKATCHEWAN (PROVINCE OF) CANADA 8.00% DEBS, DUE 2/01/13	2,000,000.00	1,977,340.00	8.11
TOTAL FOREIGN GOVERNMENTS:	4,000,000.00	3,977,340.00	7.75
CORPORATE BONDS:			
MIDWEST POWER SYSTEMS INC 7.125% 1ST MTGE, DUE 2/01/03	1,000,000.00	994,920.00	7.20
PAINE WEBBER GROUP INC 7.875% SENIOR NOTES, DUE 2/15/03	1,000,000.00	999,570.00	7.88
SALOMON INC 7.50% NOTES, DUE 2/01/03	1,000,000.00	993,070.00	7.60
TOTAL CORPORATE BONDS:	3,000,000.00	2,987,560.00	7.56
TOTAL DEBT SECURITIES	\$ 10,000,000.00	9,923,493.75	7.50
EQUITY SECURITIES			
COMMON STOCKS:			
ABBOTT LABORATORIES	14,600	386,639.40	2.27
AMERICAN MEDICAL HOLDINGS INC	9,000	117,290.00	0.00
BRISTOL-MYERS SQUIBB CO	7,100	410,620.60	4.98
CIRCUIT CITY STORES INC	16,500	927,514.50	0.21
ETHYL CORPORATION	26,400	767,184.00	2.06
FOUNDATION HEALTH CORP	10,500	349,856.40	0.00
GAP INC	25,100	929,076.50	0.86
GLAXO HOLDINGS PLC SPONSORED ADR	3,900	75,309.00	3.78
HOME DEPOT INC	18,500	1,232,347.90	0.18
JOHNSON & JOHNSON	2,000	84,666.00	2.17
LIBERTY CORP S C	3,000	87,930.00	1.91
MERCK & CO INC	10,200	400,649.50	2.55
MERRILL LYNCH & CO INC	4,400	279,114.00	1.89
NIKE INC -CL B	17,600	1,539,982.40	0.64
NORFOLK SOUTHERN CORP	11,700	766,057.50	2.75
NOVELL INC	30,300	919,477.19	0.00
PFIZER INC	2,800	170,418.00	2.76
REEBOK INTERNATIONAL	24,700	931,512.50	0.80
REYNOLDS METALS CO	16,300	947,861.30	3.10
UNION PACIFIC CORP	12,500	779,237.50	2.37
U.S. TRUST CORP	2,500	136,875.00	3.43
TOTAL COMMON STOCKS:		12,239,619.19	1.29
INDEX FUNDS:			
W F MID CAP INDEX FUND B LENDABLE	128,756	1,342,886.96	N/A ³
TOTAL EQUITY SECURITIES		13,582,506.15	
CASH AND EQUIVALENTS:			
WELLS FARGO MONEY MARKET (NET)		4,198.02	
TOTAL SECURITIES PURCHASED		\$ 23,510,197.92	

¹ Reflects shares actually purchased. Does not reflect shares received as a result of stock splits and dividends subsequent to date of purchase.

² Yield on Common Stocks based on cost price and indicated dividend rate as of 2/28/93.

³ Current yield is not calculated on Index Fund since scheduled income payments are not fixed at a constant rate.

COMMON TRUST FUND
EQUITIES -- OTHER CHANGES
(FEBRUARY 1, 1993 THROUGH FEBRUARY 28, 1993)

2525

STOCK SPLITS AND DIVIDENDS	SHS. RECEIVED
CAROLINA POWER & LIGHT CO 2 FOR 1 STOCK SPLIT	42,600.00
MULLEN FROST BANKERS INC. 10% STOCK SPLIT	1,750.00
LAKE SHORE BANCORP. INC. 5 FOR 4 STOCK SPLIT	5,187.50
WAL-MART STORES INC. 2 FOR 1 STOCK SPLIT	4,300.00

COMMON TRUST FUND
SCHEDULE OF SECURITIES SOLD, CALLED OR MATURED
(FEBRUARY 1, 1993 THROUGH FEBRUARY 28, 1993)

SECURITY	PAR VALUE	BOOK VALUE OF HOLDING	NET SALES PROCEEDS	GAIN OR (LOSS) OVER BOOK VALUE
DEBT SECURITIES				
U.S. GOVERNMENT OBLIGATIONS (DIRECT AND GUARANTEED):				
U.S. TREASURIES				
10.875% NOTES, DUE 2/15/93.....	\$ 1,000,000.00	\$ 1,000,000.00	\$ 1,000,000.00	\$ 0.00
GUARANTEED				
SNMA PASS-THROUGHS				
POOL #000095, 8.00%, DUE 12/15/00.	2,468.61	2,536.31	2,468.61	(67.70)
POOL #000163, 8.00%, DUE 2/15/01..	510.20	524.86	510.20	(14.66)
POOL #010942, 8.00%, DUE 7/15/06..	697.87	689.20	697.87	8.67
POOL #013627, 8.00%, DUE 11/15/06.	727.16	724.27	727.16	2.89
POOL #187121, 9.25%, DUE 10/15/21.	1,081.94	1,070.13	1,081.94	11.81
POOL #290652, 9.50%, DUE 8/15/20..	47,848.71	47,567.95	47,848.71	280.76
POOL #233778, 10.00%, DUE 2/15/18.	93,920.04	93,393.65	93,920.04	526.39
POOL #291147, 10.00%, DUE 5/15/20.	25,441.91	25,441.91	25,441.91	0.00
POOL #130675, 12.00%, DUE 6/15/15.	459.02	458.45	459.02	0.57
TOTAL GUARANTEED OBLIGATIONS ...	173,155.46	172,406.73	173,155.46	748.73
U.S. GOVERNMENT AGENCIES (NON-GUARANTEED):				
FEDERAL HOME LOAN MTGE CORP CMO PARTICIPATION CERTIFICATES				
GROUP #000001, 9.25%, DUE 8/15/13	169,679.20	162,556.22	169,679.20	7,122.98
FED HOME LOAN MTGE CORP BALLOON PARTICIPATION CERTIFICATES				
GROUP #080037, 8.50%, DUE 3/01/98	24,638.85	24,638.85	24,638.85	0.00
FEDERAL HOME LOAN MORTGAGE CORP PARTICIPATION CERTIFICATES				
GROUP #185618, 11.50%, DUE 7/01/13.....	50,760.13	49,757.96	50,760.13	1,002.17
GROUP #186030, 12.00%, DUE 7/01/11.....	340.69	337.90	340.69	2.79
GROUP #186288, 12.00%, DUE 9/01/13.....	29,641.70	29,635.08	29,641.70	6.62
FEDERAL HOME LOAN MTGE CORP GNOME PARTICIPATION CERTIFICATES				
GROUP #200050, 9.00%, DUE 9/01/01	78,940.36	78,706.41	78,940.36	233.95
FEDERAL HOME LOAN MTGE CORP MULT-FAM PARTICIPATION CERTIFICATES				
GROUP #220022, 9.25%, DUE 6/01/02	110,079.92	109,062.28	110,079.92	1,017.64
GROUP #220023, 9.75%, DUE 8/01/02	262,248.40	259,551.70	262,248.40	2,696.70
GROUP #240001, 9.50%, DUE 11/01/97.....	1,414.40	1,399.75	1,414.40	14.65
FEDERAL HOME LOAN MTGE CORP GNOME PARTICIPATION CERTIFICATES				
GROUP #380005, 9.50%, DUE 7/01/02	116,167.01	116,026.16	116,167.01	140.85
GROUP #380008, 9.50%, DUE 9/01/02	226,854.81	226,156.90	226,854.81	697.91
FEDERAL HOME LOAN MTGE CORP MULT-FAM PARTICIPATION CERTIFICATES				
GROUP #490011, 10.00%, DUE 9/01/97.....	1,843.80	1,827.86	1,843.80	15.94
FEDERAL HOME LOAN MORTGAGE CORP TPM PARTICIPATION CERTIFICATES				
GROUP #735015, 10.00%, DUE 6/01/05.....	27,725.00	27,521.61	27,725.00	203.39
PRIOR MONTH CORRECTION.....	0.00	1.86	0.00	(1.86)
TOTAL U.S. GOVERNMENT AGENCIES (NON-GUARANTEED)	1,100,334.27	1,087,180.54	1,100,334.27	13,153.73
CORPORATE BONDS:				
AMERICAN SOUTHWEST FINANCIAL CORP 8.80% GNMA CMO 62-C, DUE 7/01/16				
APPLETREE MARKETS INC (SAFEWAY) 9.00% PURCHASE LEASE, DUE 5/01/96.....	4,960.26	4,960.26	4,960.26	0.00
COLLATERALIZED MTGE OBLIG TRUST 40 8.80% GNMA CMO CL C, DUE 4/01/18				
DAYTON POWER & LIGHT CO 8.125% 1ST MTGE, DUE 8/01/01....	2,500,000.00	2,310,828.11	2,555,000.00	244,171.89
PENNZOIL CO 10.00% SF DEBS, DUE 3/01/11.....				
USLIFE CORP 8.875% NOTES, DUE 2/01/95.....	1,000,000.00	998,319.51	1,000,000.00	1,680.49
TOTAL CORPORATE BONDS	4,129,590.14	3,917,407.18	4,202,926.14	285,518.96
TOTAL DEBT SECURITIES	\$ 6,403,079.87	\$ 6,176,994.45	\$ 6,476,415.87	299,421.42

COMMON TRUST FUND
 SCHEDULE OF SECURITIES SOLD, CALLED OR MATURED (CONTINUED)
 (FEBRUARY 1, 1993 THROUGH FEBRUARY 28, 1993)

SECURITY	NO. OF SHARES	BOOK VALUE OF HOLDING	NET SALES PROCEEDS	GAIN OR (LOSS) OVER BOOK VALUE
EQUITY SECURITIES				
CONVERTIBLE PREFERRED STOCKS:				
TIME WARNER INC, PREFERRED SER C CONV PREFERRED.....	1,100	\$ 49,673.06	\$ 57,957.06	\$ 8,284.00
COMMON STOCKS:				
AMERICAN BRANDS INC.....	1,200	53,061.50	43,050.00	(10,011.50)
AMERICAN INTERNATIONAL GROUP INC.	5,900	520,408.60	724,371.83	203,963.23
ANHEUSER-BUSCH COMPANIES INC.....	9,200	486,062.00	541,651.92	55,589.92
APPLE COMPUTER INC.....	600	36,615.32	35,700.00	(915.32)
AUTODESK, INC.....	100	2,990.53	4,450.00	1,459.47
BAXTER INTERNATIONAL INC.....	1,000	31,021.09	31,313.95	292.86
BROWNING-FERRIS INDUSTRIES INC....	1,000	19,058.61	28,125.00	9,066.39
CHEMICAL BANKING CORPORATION.....	900	28,388.25	36,562.50	8,174.25
COCA-COLA CO.....	2,000	65,750.00	81,127.29	15,377.29
COLGATE-PALMOLIVE CO.....	27,600	1,187,728.17	1,587,681.20	399,953.03
DUN & BRADSTREET CORP.....	300	13,394.52	17,137.50	3,742.98
EASTMAN KODAK CO.....	12,500	551,801.18	625,842.30	74,041.12
EMERSON ELECTRIC CO.....	15,500	736,722.48	876,349.55	139,627.07
ESCO ELECTRONICS CORP.....	7,800	53,781.46	61,403.95	7,622.49
HANCOCK FABRICS INC.....	100	1,556.35	1,300.00	(256.35)
IBP INC.....	12,800	194,065.48	255,936.53	61,871.05
IHOP CORP.....	10,500	148,087.73	233,575.50	85,487.77
INTERNATIONAL BUSINESS MACHINES CORP.....	18,300	1,638,938.84	922,243.47	(716,695.37)
ITT CORP.....	600	31,009.00	43,125.00	12,116.00
JSB FINANCIAL INC.....	18,500	231,659.45	413,845.50	182,186.05
K MART CORP.....	2,300	35,922.46	53,475.00	17,552.54
LOEWS CORP.....	1,500	154,875.00	163,779.53	8,904.53
MCCORMICK & CO INC - NON VOTING..	5,000	25,931.25	122,825.00	96,893.75
MOBIL CORP.....	6,000	390,486.09	382,577.23	(7,908.86)
OLD REPUBLIC INTERNATIONAL.....	1,500	14,673.78	38,250.00	23,576.22
PEPSICO INC.....	29,700	898,017.09	1,230,402.35	332,385.26
PHILIP MORRIS COMPANIES INC.....	1,700	126,012.50	124,418.84	(1,593.66)
PROCTER & GAMBLE CO.....	12,000	541,571.80	611,259.60	69,687.80
PROVIDENT LIFE & ACCIDENT CLB....	100	1,905.55	2,950.00	1,044.45
QUESTAR CORP.....	100	1,436.25	2,662.50	1,226.25
SEAGRAM CO LTD.....	2,200	29,168.33	55,275.00	26,106.67
SOTHEBYS HOLDINGS INC CLA.....	100	1,236.33	1,337.50	101.17
STERLING CHEMICALS INC.....	100	473.71	462.50	(11.21)
TENNECO INC.....	400	15,586.33	16,150.00	563.67
TIMES-MIRROR CO SERIES A.....	1,700	55,037.50	54,083.69	(953.81)
TOPPS CO INC.....	100	1,570.05	812.50	(757.55)
WILCOX & GIBBS INC.....	300	894.85	1,537.50	642.65
PRIOR MONTH CORRECTIONS (WELLS FARGO).....		0.00	(39.00)	(39.00)
TOTAL COMMON STOCKS.....		8,326,899.43	9,427,012.73	1,100,113.30
OTHER EQUITIES:				
CHEYENNE III BRDG LN CHEV UNPROMT IN ROYALTY PURCHS.....		6,060.13	6,060.13	0.00
CHEYENNE III ROYALTY PURCHS.....		18,313.78	18,313.78	0.00
CHEYENNE PARTNERS LMT PARTNERSHP.....		46,999.71	46,999.71	0.00
CHEYENNE II ROYALTY PURCHS.....		79,669.61	79,669.61	0.00
GOLDSTON OIL-GLADEWATER JETER MINERAL ROYAL.....		7,631.58	7,631.58	0.00
GOLDSTON OIL GLADEWATER JETER/ROYAL LMT PARTNERSHP.....		954.54	954.54	0.00
TOTAL OTHER EQUITIES.....		159,629.35	159,629.35	0.00
TOTAL EQUITY SECURITIES.....		8,536,201.84	9,644,599.14	1,108,397.30
CASH AND EQUIVALENTS:				
GOLDMAN SACHS (NET).....		7,382,532.07	7,382,532.07	0.00
TOTAL CASH SALES, CALLS, OR MATURITIES.....		\$ 22,095,728.36	\$ 23,503,547.08	\$ 1,407,818.72

COMMON TRUST FUND
SUMMARY OF SECURITIES TRANSACTIONS
(March 1, 1993 through March 31, 1993)

REPORT ON SECURITIES TRANSACTIONS. -- The following securities transactions have been made for the Common Trust Fund in March, 1993. The Vice Chancellor for Asset Management recommends approval by the Board of Regents of these transactions.

PURCHASES:	COST (BOOK VALUE)	YIELD AT COST
<u>DEBT SECURITIES--</u>		
U. S. Govt. Agencies (Non-Gtd.)	\$ 2,472,656.25	7.09%
Corporate Bonds	6,076,375.00	6.84%
TOTAL DEBT SECURITIES	<u>8,549,031.25</u>	<u>6.91%</u>
<u>EQUITY SECURITIES--</u>		
Convertible Preferred Stocks	99,930.00	4.80%
Common Stocks	43,230,182.84	4.01% ¹
Index Funds	4,268.57	N/A ²
Other Equities	100,000.00	N/A ³
TOTAL EQUITY SECURITIES	<u>43,434,381.41</u>	
<u>CASH AND EQUIVALENTS--</u>		
Goldman Sachs (Net)	121,597,405.12	
TOTAL ACQUISITIONS	<u>\$ 173,580,817.78</u>	
SALES, CALLS AND MATURITIES:	PROCEEDS	GAIN OR (LOSS)
<u>DEBT SECURITIES--</u>		
U. S. Govt. Obligations (Gtd.)	\$ 104,174.82	\$ 397.49
U. S. Govt. Agencies (Non-Gtd.)	960,301.12	22,522.28
Corporate Bonds	6,223,197.52	480,819.95
TOTAL DEBT SECURITIES	<u>7,287,673.46</u>	<u>503,739.72</u>
<u>EQUITY SECURITIES--</u>		
Convertible Preferred Stocks	1,023,040.16	264,757.56
Common Stocks	129,033,699.02	14,287,910.58
Other Equities	200,658.00	35,687.00
TOTAL EQUITY SECURITIES	<u>130,257,397.18</u>	<u>14,588,355.14</u>
<u>CASH AND EQUIVALENTS--</u>		
Money Market (Net)	4,272.07	0.00
TOTAL DISPOSITIONS	<u>\$ 137,549,342.71</u>	<u>\$ 15,092,094.86</u>

- 1 Yield on Common Stocks based on cost price and indicated dividend rate as of 3/31/93.
- 2 Current yield is not calculated on Index Fund since scheduled income payments are not fixed at a constant rate.
- 3 Current yield is not calculated on Other Equities due to the absence of scheduled interest and dividend payments.

COMMON TRUST FUND
Comparison Summary of Assets

March 31, 1992

March 31, 1993

Security	Book Value	Book Yield	Market Value	Market Yield	Book Value	Book Yield	Market Value	Market Yield
LONG TERM SECURITIES:								
DEBT SECURITIES --								
U. S. GOVT. OBLIGATIONS:								
Direct - Treasuries	\$ 53,142,208.18	9.95%	\$ 59,175,739.00	6.66%	\$ 38,559,712.19	9.84%	\$ 46,506,235.00	5.38%
Gtd. - Various Bonds	10,428,918.07	9.78%	11,146,828.81	8.99%	8,596,959.70	9.71%	9,512,785.61	8.43%
Total U. S. Govts	63,571,126.25	9.92%	70,322,567.81	7.03%	47,156,671.89	9.82%	56,019,020.61	5.90%
U. S. GOVT. AGENCIES:								
Non-Guaranteed	93,057,797.33	9.39%	97,461,041.78	8.75%	111,082,010.14	8.94%	118,342,076.71	8.02%
FOREIGN GOVERNMENTS	0.00	0.00%	0.00	0.00%	13,148,767.63	7.81%	14,086,607.15	7.29%
MUNICIPAL AND COUNTY BONDS	0.00	0.00%	0.00	0.00%	3,000,000.00	8.97%	3,380,000.00	7.74%
CORPORATE BONDS	251,376,811.42	9.84%	268,008,652.10	8.79%	273,519,775.78	9.27%	302,515,746.68	7.49%
TOTAL DEBT SECURITIES	408,005,735.00	9.75%	435,792,261.69	8.50%	447,907,225.44	9.20%	494,343,451.15	7.43%
PREFERRED STOCKS	1,159,555.70	13.47%	1,749,800.00	8.70%	1,159,555.70	13.48%	1,983,075.00	8.71%
TOTAL FIXED INCOME SECURITIES	409,165,290.70	9.76%	437,542,061.69	8.50%	449,066,781.14	9.21%	496,326,526.15	7.43%
EQUITY SECURITIES --								
Convertible Debentures	505,486.54	12.11%	462,160.00	13.25%	577,936.54	4.16%	372,860.00	6.22%
Convertible Preferred Stocks	1,677,187.90	9.66%	2,258,867.25	7.17%	669,432.54	1.99%	1,171,266.50	1.20%
Common Stocks	274,138,817.65	2.91%	300,843,210.99	2.65%	253,490,999.40	3.11%	284,338,939.61	2.81%
Index Funds	0.00	0.00%	0.00	0.00%	46,882,466.26	2.75%	49,927,499.67	2.79%
Other Equities	50,429,705.58	0.00%	50,429,705.58	0.00%	55,006,114.41	0.00%	54,834,945.46	0.00%
TOTAL EQUITY SECURITIES	326,751,197.67	2.51%	353,993,943.82	2.32%	356,626,949.15	2.58%	390,645,511.24	2.41%
REAL ESTATE	2,675,000.00	6.00%	2,790,000.00	6.00%	0.00	0.00%	0.00	0.00%
TOTAL LONG TERM	738,591,488.37	6.53%	794,326,005.51	5.73%	805,693,730.29	6.28%	886,972,037.39	5.22%
CASH & EQUIVALENT:								
U. S. Governments (Dir & Gtd)	1,992,978.41	9.91%	2,065,000.00	4.59%	14,671,535.55	10.24%	14,960,654.00	3.24%
U. S. Governments (Non-Gtd)	998,940.38	11.87%	1,005,000.00	4.91%	0.00	0.00%	0.00	0.00%
Corporate Bonds	7,319,660.99	11.42%	7,526,614.70	5.82%	1,634,553.66	10.75%	1,697,538.46	4.42%
Short Term Investment Funds	107,910,766.57	4.41%	107,910,766.57	4.41%	173,331,396.85	3.25%	173,331,396.85	3.25%
TOTAL SHORT TERM	118,222,346.35	5.00%	118,507,381.27	4.51%	189,637,486.06	3.85%	189,989,589.31	3.26%
TOTAL SECURITIES, CASH & EQUIVALENT	\$ 856,813,834.72	6.33%	\$ 912,833,386.78	5.58%	\$ 995,331,216.35	5.81%	\$ 1,076,961,626.70	4.88%

COMMON TRUST FUND
SUMMARY OF INCOME FROM INVESTMENTS
(March 1, 1993 through March 31, 1993)

	CASH	ACCRUED	TOTAL
FROM FIXED INCOME SECURITIES			
U. S. Treasuries	\$ 42,878.67	\$ 400,740.40	\$ 443,619.07
U. S. Govt. Obligations (Gtd.)	59,202.78	12,036.00	71,238.78
U. S. Govt. Agencies (Non-Gtd)	992,830.43	(97,792.83)	895,037.60
Municipal and County Bonds	0.00	22,416.67	22,416.67
Foreign Governments	0.00	87,786.45	87,786.45
Corporate Bonds	2,745,602.88	(716,197.18)	2,029,405.70
Total from Fixed Income Securities	3,840,514.76	(291,010.49)	3,549,504.27
FROM EQUITY SECURITIES			
Convertible Debentures	12,025.00	(10,020.83)	2,004.17
Common Stocks	1,022,763.67	0.00	1,022,763.67
Index Funds	152,430.00	71,992.23	224,422.23
Other Equities	101,566.88	0.00	101,566.88
Total from Equity Securities	1,288,785.55	61,971.40	1,350,756.95
FROM CASH AND EQUIVALENTS			
Goldman Sachs	128,169.94	211,033.18	339,203.12
Money Market	368.39	(349.56)	18.83
Securities Lending	11,989.13	0.00	11,989.13
Total From Cash and Equivalents	140,527.46	210,683.62	351,211.08
TOTAL INCOME FROM INVESTMENTS	\$ 5,269,827.77	\$ (18,355.47)	\$ 5,251,472.30

INTEREST ACCRUED

	As of 03/31/93	As of 02/28/93	NET
U. S. Treasuries	\$ 1,469,589.73	\$ 1,068,849.33	\$ 400,740.40
U. S. Govt. Obligations (Gtd.)	72,533.41	60,497.41	12,036.00
U. S. Govt. Agencies (Non-Gtd)	604,396.05	702,188.88	(97,792.83)
Municipal and County Bonds	74,002.78	51,586.11	22,416.67
Foreign Governments	222,761.28	134,974.83	87,786.45
Corporate Bonds	5,917,066.68	6,633,263.86	(716,197.18)
Convertible Debentures	1,937.36	11,958.19	(10,020.83)
Index Funds	94,799.14	22,806.91	71,992.23
Goldman Sachs	339,116.42	128,083.24	211,033.18
Money Market	18.83	368.39	(349.56)
	\$ 8,796,221.68	\$ 8,814,577.15	\$ (18,355.47)

COMMON TRUST FUND
STATEMENT OF CASH RECEIPTS AND DISBURSEMENTS
(MARCH 1, 1993 THROUGH MARCH 31, 1993)

CASH RECEIPTS

RECEIPTS INCREASING THE FUND:		
Net Contributions to Fund		\$ 36,018,049.39
Distributable Discount Amortization		37,995.37
RECEIPTS FROM SECURITIES SOLD, CALLED, MATURED OR EXCHANGED:		
U. S. Govt. Obligations (Gtd.)	\$ 104,174.82	
U. S. Govt. Agencies (Non-Gtd.)	960,301.12	
Corporate Bonds	6,223,197.52	
Convertible Preferred Stock	1,023,040.16	
Common Stocks	129,033,691.22	
Prior Period Adjustments	7.80	
Other Equities	200,658.00	
Money Market (Net)	4,272.07	

Total		137,549,342.71
RECEIPTS FROM NET AMORTIZATION ON BONDS		(24,569.69)
Total Cash Receipts		\$ 173,580,817.78

CASH DISBURSEMENTS

ASSETS PURCHASED:		
U. S. Govt. Agencies (Non-Gtd.)		\$ 2,472,656.25
Corporate Bonds		6,076,375.00
Convertible Preferred Stocks		99,930.00
Common Stock		43,230,182.84
Index Funds		4,268.57
Other Equities		100,000.00
Short Term Investment Fund (Net)		121,597,405.12

Total Cash Disbursements		\$ 173,580,817.78

COMMON TRUST FUND
SUMMARY

February 28, 1993 Book Value		\$ 944,183,076.73
Additions:		
Net Contributions to Fund	\$ 36,018,049.39	
Distributable Discount Amortization	37,995.37	
Realized Net Gain or (Loss) ¹ on Security Transactions	<u>15,092,094.86</u>	<u>51,148,139.62</u>
March 31, 1993 Book Value		<u>\$ 995,331,216.35</u>

NUMBER OF UNITS²

February 28, 1993 Balance		317,675,450
Net Donations (03/01/93)	\$ 36,018,049.39	
Market Value per Unit (03/31/93)	\$ 3.275633	11,104,250
Net Units Added (03/01/93)		<u>0</u>
Accounting Adjustments		
March 31, 1993 Balance		<u>328,779,700</u>

DISTRIBUTIONS TO UNIT HOLDERS²
(March 1-31, 1993)

Distribution from Current Income	\$	0.00
Distribution from Income Reserve		<u>0.00</u>
Total Distribution	\$	<u>0.00</u>

¹ Realized Net Gain or (Loss) detailed on Schedule of Securities Sold, Called or Matured

² Units are added to the CTF quarterly on 3/1, 6/1, 9/1, and 12/1. Distribution is paid quarterly on 2/28, 5/31, 8/31 and 11/30

COMMON TRUST FUND
SCHEDULE OF SECURITIES PURCHASED
(MARCH 1, 1993 THROUGH MARCH 31, 1993)

SECURITY	PAR VALUE ¹ OR NO. OF SHARES	TOTAL PRINCIPAL COST	YIELD ² AT COST
EBT SECURITIES			
U.S. GOVERNMENT AGENCIES NON-GUARANTEED):			
FEDERAL NATIONAL MTGE ASSOC SER 92 7.00% CMO 180-K, DUE 7/25/21.....	\$ 2,500,000.00	\$ 2,472,656.25	7.09%
CORPORATE BONDS:			
AMERICAN GENERAL FINANCE CORP 6.375% SENIOR NOTES, DUE 3/01/03.....	2,500,000.00	2,500,000.00	6.38
GOLDMAN SACHS GROUP L.P. 8.00% NOTES, DUE 3/01/13.....	500,000.00	500,000.00	8.00
TIMES MIRROR CO 7.125% NOTES, DUE 3/01/13.....	1,090,000.00	1,076,375.00	7.24
TRANSOK INC 6.90% MED TERM NOTES, DUE 3/01/05.....	2,000,000.00	2,000,000.00	6.90
TOTAL CORPORATE BONDS:.....	6,090,000.00	6,076,375.00	6.84
TOTAL DEBT SECURITIES.....	\$ 8,590,000.00	8,549,031.25	6.91
EQUITY SECURITIES			
CONVERTIBLE PREFERRED STOCKS:			
COOPER INDUS INC PFD CV EXCH CONV PFD.....	3,000	99,930.00	4.80
COMMON STOCKS:			
AMERICAN BARRICK RES CORP.....	10,000	158,000.00	1.01
AMERICAN BRANDS INC.....	9,700	323,444.50	5.91
AMETEK INC.....	88,000	1,342,292.80	4.46
ANHEUSER-BUSCH COMPANIES INC.....	11,000	561,660.00	2.51
APPLIED BIOSCIENCE INT'L INC.....	34,000	262,585.00	0.00
BAKER HUGHES INC.....	6,500	145,827.50	2.05
CARNIVAL CRUISE CL A.....	8,400	287,170.80	1.64
CIGNA CORP.....	21,800	1,321,875.40	5.01
CLOROX CO.....	26,500	1,351,566.90	3.29
CONTINUUM CO.....	4,000	82,086.00	0.00
DEAN FOODS CO.....	16,500	438,141.00	2.26
DUN & BRADSTREET CORP.....	22,000	1,319,929.60	3.80
EXXON CORP.....	1,500	94,777.50	4.56
FLOWERS INDS INC.....	71,000	1,369,364.40	3.84
GREAT ATLANTIC & PACIFIC TEA CO.....	17,200	409,332.48	3.36
HEALTH & REHAB PROP TRST.....	94,000	1,363,678.00	8.82
I H C O RECYCLING INC.....	7,000	90,295.00	0.00
JOHNSON & JOHNSON.....	4,000	173,952.00	2.12
KELLOGG CO.....	16,800	1,107,998.25	1.94
LILLY (ELI) & CO.....	3,200	157,392.00	4.92
LINCOLN NATIONAL CORP.....	17,300	1,352,721.60	3.89
LUBY'S CAFETERIAS INC.....	10,200	223,341.70	2.47
MCGRAW-HILL INC.....	21,800	1,336,595.56	3.72
MCKESSON CORP.....	30,500	1,338,889.00	3.64
MCN CORP.....	22,000	700,624.40	5.28
MEDITRUST SBI.....	40,000	1,332,040.80	7.54
MERRILL LYNCH & CO INC.....	100	7,116.90	1.69
MICROSOFT CORP.....	6,500	553,385.56	0.00
MINNESOTA MINING & MANUFACTURING CO.....	2,000	217,870.00	3.05
MOBIL CORP.....	1,100	74,453.50	4.73
MOTOROLA INC.....	3,000	194,597.70	0.68
NALCO CHEMICAL COMPANY.....	12,200	445,772.00	2.30
NATIONAL HEALTH LABS INC.....	38,700	581,719.60	2.13
NATIONAL SERVICE INDUSTRY.....	51,500	1,323,355.00	4.05
NEW PLAN REALTY TRUST SBI.....	53,900	1,333,486.00	5.09
NIKE INC -CL B.....	2,500	180,872.50	0.77
NORFOLK SOUTHERN CORP.....	1,400	91,084.00	2.77
NOVELL INC.....	13,600	450,917.84	0.00
OGDEN CORP.....	55,500	1,327,319.40	5.23
OPPENHEIMER CAP L P.....	10,000	256,850.00	7.01
PACIFICORP.....	17,700	319,662.00	8.53
PFIZER INC.....	1,000	62,060.00	2.71
PHELPS DODGE CORP.....	1,100	56,166.00	3.23
PHILIP MORRIS COMPANIES INC.....	2,600	164,931.00	4.10
PRIMARK CORP.....	5,000	65,300.00	0.00
PROPERTY TRUST OF AMERICA.....	70,400	1,375,772.50	4.20
REYNOLDS METALS CO.....	25,400	1,315,413.60	3.48
RITE AID CORP.....	22,000	447,342.00	2.95
RJR NABISCO HOLDINGS.....	53,300	442,390.00	0.00
SEACOR HOLDINGS INC.....	10,000	153,750.00	0.00
SERVICE MASTER, L.P.....	17,700	509,639.89	4.58
SHELL TRANSPORT & TRADING PLC.....	34,100	1,751,124.80	5.20
SPORTS & RECREATION INC.....	10,100	261,149.00	0.00

COMMON TRUST FUND
 SCHEDULE OF SECURITIES PURCHASED (CONTINUED)
 (MARCH 1, 1993 THROUGH MARCH 31, 1993)

2534

SECURITY	NO. OF SHARES ¹	TOTAL PRINCIPAL COST	YIELD AT COST ²
COMMON STOCKS: (CONTINUED)			
AMBRANDS INC.....	16,000	\$ 914,878.85	2.66%
ELEFONICA DE ESPANA ADR.....	10,100	328,493.41	4.00
EXACO INC.....	21,300	1,330,350.00	5.12
TRANS CANADA PIPELINES LTD.....	91,800	1,348,083.00	5.18
ENVIRO CORP.....	42,100	1,003,609.20	5.45
UNILEVER N.V.....	1,900	219,564.00	2.22
UNITED DOMINION REALTY TRUST.....	37,100	1,061,009.60	4.62
WEST INC.....	59,900	1,758,319.10	3.27
WAL-MART STORES INC.....	26,600	886,046.00	0.39
WARNER-LAMBERT CO.....	6,400	439,584.00	3.32
WEINGARTEN REALTY INC.....	31,400	1,331,162.70	5.10
TOTAL COMMON STOCKS:.....		43,230,182.84	4.01
INDEX FUNDS:			
IF MID CAP LENDABLE B.....	405	4,268.57	N/A ³
OTHER EQUITIES:			
PHILADELPHIA VENTURES L.P. II LNT PARTNERSHP.....		100,000.00	N/A ⁴
TOTAL EQUITY SECURITIES.....		43,434,381.41	
CASH AND EQUIVALENTS:			
GOLDMAN SACHS (NET).....		121,597,405.12	
TOTAL SECURITIES PURCHASED.....		\$173,580,817.78	

¹ Reflects shares actually purchased. Does not reflect shares received as a result of stock splits and dividends subsequent to date of purchase.

² Yield on Common Stocks based on cost price and indicated dividend rate as of 3/31/93.

³ Current yield is not calculated on Index Fund since scheduled income payments are not fixed at a constant rate.

⁴ Current yield is not calculated on Other Equities due to absence of scheduled interest and dividend payments.

COMMON TRUST FUND
EQUITIES -- OTHER CHANGES
(MARCH 1-31, 1993)

2535

<u>OCK SPLITS, DIVIDENDS AND DISTRIBUTIONS</u>	<u>SHARES RECEIVED</u>
LEGHANY CORP 2% STOCK DIVIDEND	580.00
ERICAN GENERAL CORP 2 FOR 1 STOCK SPLIT	30,900.00
CTON DICKINSON & CO 2 FOR 1 STOCK SPLIT	209,500.00
RIS-CRAFT INDUSTRIES 3% STOCK DIVIDEND	1,732.59
RCUIT CITY STORES INC 2 FOR 1 STOCK SPLIT	34,900.00
INERICA CORP. 3 FOR 2 STOCK SPLIT	6,200.00
OMUS COMPANIES INC. (THE) 2 FOR 1 STOCK SPLIT	8,800.00

COMMON TRUST FUND
SCHEDULE OF SECURITIES SOLD, CALLED OR MATURED
(MARCH 1, 1993 THROUGH MARCH 31, 1993)

SECURITY	PAR VALUE	BOOK VALUE OF HOLDING	NET SALES PROCEEDS	GAIN OR (LOSS) OVER BOOK VALUE
EBT SECURITIES				
.S. GOVERNMENT OBLIGATIONS (GUARANTEED):				
GNMA PASS-THROUGHS				
POOL #000095, 8.00%, DUE 12/15/00.\$	157.36 \$	161.68 \$	157.36 \$	(4.32)
POOL #000163, 8.00%, DUE 2/15/01..	1,025.93	1,054.10	1,025.93	(28.17)
POOL #010942, 8.00%, DUE 7/15/06..	651.23	643.14	651.23	8.09
POOL #013627, 8.00%, DUE 11/15/06..	732.25	729.34	732.25	2.91
POOL #187121, 9.25%, DUE 10/15/21..	1,090.50	1,078.59	1,090.50	11.91
POOL #290652, 9.50%, DUE 8/15/20..	51,424.71	51,124.00	51,424.71	300.71
POOL #233778, 10.00%, DUE 2/15/18..	18,875.50	18,769.71	18,875.50	105.79
POOL #291147, 10.00%, DUE 5/15/20..	29,763.04	29,763.04	29,763.04	0.00
POOL #130675, 12.00%, DUE 6/15/15..	454.30	453.73	454.30	0.57
TOTAL GNMA PASS-THROUGHS.....	104,174.82	103,777.33	104,174.82	397.49
J.S. GOVERNMENT AGENCIES (NON-GUARANTEED):				
FEDERAL HOME LOAN MTGE CORP CMO PARTICIPATION CERTIFICATES				
GROUP #000001, 9.25%, DUE 8/15/13	315,956.00	302,738.19	315,956.00	13,217.81
GROUP #000009, 9.25%, DUE 7/15/15	78,324.00	72,211.23	78,324.00	6,112.77
FED HOME LOAN MTGE CORP BALLOON PARTICIPATION CERTIFICATES				
GROUP #080037, 8.50%, DUE 3/01/98	32,046.72	32,046.72	32,046.72	0.00
FEDERAL HOME LOAN MORTGAGE CORP PARTICIPATION CERTIFICATES				
GROUP #185618, 11.50%, DUE 7/01/13.....	20,812.58	20,401.67	20,812.58	410.91
GROUP #186030, 12.00%, DUE 7/01/11.....	631.10	625.92	631.10	5.18
GROUP #186288, 12.00%, DUE 9/01/13.....	205.70	205.65	205.70	0.05
FEDERAL HOME LOAN MTGE CORP GNOME PARTICIPATION CERTIFICATES				
GROUP #200050, 9.00%, DUE 9/01/01	42,739.41	42,612.75	42,739.41	126.66
FEDERAL HOME LOAN MTGE CORP MULT-FAM PARTICIPATION CERTIFICATES				
GROUP #220022, 9.25%, DUE 6/01/02	21,401.60	21,210.19	21,401.60	191.41
GROUP #220023, 9.75%, DUE 8/01/02	135,845.60	134,489.43	135,845.60	1,356.17
GROUP #240001, 9.50%, DUE 11/01/97.....	1,426.80	1,412.02	1,426.80	14.78
FEDERAL HOME LOAN MTGE CORP GNOME PARTICIPATION CERTIFICATES				
GROUP #380005, 9.50%, DUE 7/01/02	99,084.91	98,964.78	99,084.91	120.13
GROUP #380008, 9.50%, DUE 9/01/02	147,923.10	147,468.02	147,923.10	455.08
FEDERAL HOME LOAN MTGE CORP MULT-FAM PARTICIPATION CERTIFICATES				
GROUP #490011, 10.00%, DUE 9/01/97.....	32,523.20	32,242.08	32,523.20	281.12
FEDERAL HOME LOAN MORTGAGE CORP TPM PARTICIPATION CERTIFICATES				
GROUP #735015, 10.00%, DUE 6/01/05.....	31,380.40	31,150.19	31,380.40	230.21
TOTAL U.S. GOVERNMENT AGENCIES (NON-GUARANTEED).....	960,301.12	937,778.84	960,301.12	22,522.28
CORPORATE BONDS:				
ALABAMA POWER CO 8.25% 1ST MTGE, DUE 12/01/03....	1,000,000.00	917,203.93	1,031,900.00	114,696.07
AMERICAN SOUTHWEST FINANCIAL CORP 8.80% GNMA CMO 62-C, DUE 7/01/16	104,081.61	99,688.71	104,081.61	4,392.90
APPLETREE MARKETS INC (SAFEGWAY) 9.00% PURCHASE LEASE, DUE 5/01/96.....	4,997.46	4,997.46	4,997.46	0.00
COLLATERALIZED MTGE OBLIG TRUST 40 8.80% GNMA CMO CL C, DUE 4/01/18	40,159.65	37,668.56	40,159.65	3,091.09
ENRON CORP (INTERNORTH) 11.00% NOTES, DUE 3/01/95.....	1,500,000.00	1,500,000.00	1,500,000.00	0.00
GEORGIA POWER CO 10.00% 1ST MTGE, DUE 8/01/16....	900,000.00	795,317.98	967,500.00	172,182.02
LOMAS MORTGAGE FUNDING CORP 9.70% GNMA CMO IV-C, DUE 6/25/07	81,533.80	81,312.83	81,533.80	220.97
MONTANA POWER CO 8.625% 1ST MTGE, DUE 3/01/04....	750,000.00	721,185.21	773,025.00	51,839.79

COMMON TRUST FUND
SCHEDULE OF SECURITIES SOLD, CALLED OR MATURED (CONTINUED)
(MARCH 1, 1993 THROUGH MARCH 31, 1993)

SECURITY	PAR VALUE OR NO. SHARES	BOOK VALUE OF HOLDING	NET SALES PROCEEDS	GAIN OR (LOSS) OVER BOOK VALUE
CORPORATE BONDS: (CONTINUED)				
PENNSYLVANIA POWER & LIGHT CO 9.75% 1ST MTGE, DUE 11/01/05.....\$	500,000.00	\$ 500,000.00	\$ 500,000.00	\$ 0.00
TELEDYNE INC C 1D.OOIX SUB DEBS SER C, DUE 6/01/04.....	1,220,000.00	1,085,602.89	1,220,000.00	134,397.11
TOTAL CORPORATE BONDS.....	6,100,772.52	5,742,377.57	6,223,197.52	480,819.95
TOTAL DEBT SECURITIES.....	\$ 7,165,248.46	6,783,933.74	7,287,673.46	503,739.72
EQUITY SECURITIES				
CONVERTIBLE PREFERRED STOCKS:				
TIME WARNER INC, PREFERRED SER C CONV PREFERRED.....	7,400	334,164.22	390,265.94	56,101.72
USF&G CORP CONV PFD C COMMON STOCK.....	8,300	424,118.38	632,774.22	208,655.84
TOTAL CONVERTIBLE PREFERRED STOCKS.....		758,282.60	1,023,040.16	264,757.56
COMMON STOCKS:				
ABBOTT LABORATORIES.....	18,100	504,064.93	470,493.54	(33,571.39)
ACX TECHNOLOGIES INC.....	3,400	60,806.30	78,741.96	17,935.66
ADT LIMITED.....	19,800	210,932.05	185,428.73	(25,503.32)
AFFILIATED PUBLICATIONS, INC CLA -NEW.....	40,400	111,660.62	685,106.94	373,446.32
AKZO NY ADR.....	9,700	301,029.67	389,878.38	88,848.71
ALBANK FINANCIAL CORP.....	4,800	56,804.25	80,829.12	24,024.87
ALDEN PRESS CO.....	18,200	163,800.00	273,000.00	109,200.00
ALEXANDER & ALEXANDER SERVICES INC.....	5,460	110,976.04	140,265.03	29,288.99
ALLEGHANY CORP.....	300	27,983.82	40,654.06	12,670.24
ALLIANT TECHSYSTEMS, INC.....	2,380	53,273.91	58,374.20	5,100.29
AMAX INC.....	5,600	119,379.62	107,563.45	(11,816.17)
AMDAHL CORP.....	3,500	47,395.23	27,527.98	(19,867.25)
AMERICAN EXPRESS CO.....	53,317	1,151,916.10	1,446,666.41	294,750.31
AMERICAN HOME PRODUCTS CORP.....	33,843	2,247,806.96	2,155,661.52	(92,145.44)
AMERICAN INFORMATION TECHNOLOGIES AMERICAN INTERNATIONAL GROUP INC.....	13,700	874,531.97	998,662.78	124,130.81
AMERICAN NATIONAL INSURANCE CO....	18,450	1,627,379.44	2,268,021.46	640,642.02
AMERICAN TEL & TEL CO.....	900	28,594.55	53,541.36	24,946.81
AMOCO CORP.....	59,700	2,437,738.93	3,416,501.86	978,762.93
AMP INC.....	40,400	1,983,063.82	2,171,758.14	188,694.32
AMP INC.....	16,800	917,455.34	988,390.56	70,935.22
ANWEST INSURANCE GROUP INC.....	3	25.68	31.10	5.42
ANHEUSER-BUSCH COMPANIES INC.....	30,600	1,616,684.47	1,643,270.34	26,585.87
APPLE COMPUTER INC.....	1,900	115,948.46	108,044.26	(7,904.20)
ARCHER-DANIELS-MIDLAND CO.....	80,969	2,017,342.86	2,086,335.47	68,992.61
ATLANTIC RICHFIELD CO.....	8,200	936,222.14	943,608.82	7,386.68
AUGAT INC.....	6,300	78,047.00	77,879.91	(167.09)
AUTODESK, INC.....	3,600	107,659.15	167,815.44	60,156.29
BANC ONE CORP.....	12,100	547,729.19	649,338.78	101,609.59
BANKERS TRUST NEW YORK CORP.....	3,400	194,719.84	248,159.07	53,439.23
BAXTER INTERNATIONAL INC.....	19,897	615,548.67	608,787.83	(6,760.84)
BECTON DICKINSON & CO.....	31,900	1,111,099.00	1,173,009.13	61,910.13
BELL ATLANTIC CORP.....	22,300	1,051,242.68	1,170,625.48	119,382.80
BELLSOUTH CORP.....	28,400	1,431,751.39	1,535,654.95	103,903.56
BERKLEY (WR) CORP.....	50,000	1,488,765.41	2,312,020.00	823,254.59
B&H MARITIME CARRIERS LTD.....	600	4,301.56	819.21	(3,482.35)
BRISTOL-MYERS SQUIBB CO.....	44,500	3,248,318.30	2,565,786.41	(682,531.89)
BROWNING-FERRIS INDUSTRIES INC....	2,200	41,928.92	61,851.81	19,922.89
CABLE & WIRELESS PUB LTD ADS.....	3,200	95,681.26	97,966.01	2,284.75
CABOT OIL & GAS.....	1,300	21,747.43	25,720.25	3,972.82
CAPITAL CITIES/ABC INC.....	6	2,018.02	3,047.84	1,029.82
CAREMARK INTERNATIONAL INC.....	99	1,294.64	1,422.13	127.49
CAROLINA FREIGHT CORP.....	67	825.55	937.32	111.77
CAROLINA POWER & LIGHT CO.....	38,300	959,106.40	1,222,561.24	263,454.84
CASCADE CORP.....	1,000	11,629.96	22,315.40	10,685.44
CBS INC.....	7,362	1,213,702.41	1,490,698.66	276,996.25
CHEMICAL BANKING CORPORATION.....	1,700	53,622.29	73,118.73	19,496.44
CHEVRON CORP.....	39,300	2,613,965.05	3,003,424.38	389,459.33
CHICAGO DOCK & CANAL TRUST.....	2,500	26,953.51	26,851.00	(102.51)
CIRCUIT CITY STORES INC.....	5,800	326,035.40	307,653.65	(18,381.75)
CLEVELAND-CLIFFS INC.....	1,500	12,551.50	50,393.21	37,841.71
CLUB MED INC.....	4,400	63,347.74	111,420.04	48,072.30
COCA-COLA CO.....	48,700	1,613,266.08	2,071,838.98	458,572.90
COLGATE-PALMOLIVE CO.....	17,000	731,571.70	1,105,395.93	373,824.23
COLUMBIA GAS SYSTEMS.....	5,700	97,778.56	124,046.24	26,267.68
COMERICA INC.....	10,900	323,887.48	358,843.39	34,955.91
COOPER INDUSTRIES INC.....	15,600	792,076.39	837,900.10	45,823.71
COORS (ADOLPH) CO.....	1,300	16,267.67	21,275.02	5,007.35
CPI CORP.....	2,300	57,961.68	41,993.11	(15,968.57)
CRAY RESEARCH INC.....	3,000	110,535.66	85,124.85	(25,410.81)
CUPERTINO NATIONAL BANCORP.....	300	2,925.65	3,447.12	521.47

COMMON TRUST FUND
SCHEDULE OF SECURITIES SOLD, CALLED OR MATURED (CONTINUED)
(MARCH 1, 1993 THROUGH MARCH 31, 1993)

2538

SECURITY	NO. SHARES	BOOK VALUE OF HOLDING	NET SALES PROCEEDS	GAIN OR (LOSS) OVER BOOK VALUE
COMMON STOCKS: (CONTINUED)				
EERE & CO.....	12,500 \$	610,107.96 \$	678,298.27 \$	68,190.31
EKALB ENERGY CO.....	2,200	30,954.14	28,028.88	(2,925.26)
EVON GROUP INC.....	6,200	34,273.19	108,107.48	73,834.29
DISCOUNT CORP OF NY.....	6,700	63,946.98	37,498.62	(26,448.36)
DISNEY (WALT) CO.....	48,700	1,493,217.11	2,177,908.65	684,691.54
DOMINION RESOURCES INC.....	11,550	418,438.37	496,547.70	78,109.33
DOW CHEMICAL CO.....	44,000	2,438,867.00	2,450,032.70	11,165.70
DOW JONES & CO INC.....	5,100	133,287.84	170,795.34	37,507.50
DRESSER INDUSTRIES INC.....	5,300	98,930.01	100,970.75	2,040.74
DUKE POWER CO.....	13,400	438,952.15	520,584.40	81,632.25
DU PONT (E.I.) DE NEMOURS & CO.....	56,400	2,592,996.61	2,640,812.30	47,815.69
DATON CORP.....	10,000	648,845.62	849,033.78	200,188.16
ELECTRO RENT CORP.....	46,700	582,139.99	670,864.18	88,724.19
EMERSON ELECTRIC CO.....	10,300	489,563.98	602,815.71	113,251.73
EQUIFAX INC.....	2,100	29,766.06	42,628.41	12,862.35
ETHYL CORPORATION.....	21,500	624,790.00	638,347.31	13,557.31
EXXON CORP.....	81,300	4,799,949.94	5,105,443.60	305,493.66
FLUOR CORP.....	14,900	614,962.15	656,728.45	41,766.30
GAP INC.....	8,800	325,732.00	295,791.85	(29,940.15)
GATX CORP.....	800	22,268.70	28,557.95	6,289.25
GENERAL ELECTRIC CO.....	47,900	3,396,112.33	4,169,191.96	773,079.63
GENERAL MILLS INC.....	14,800	948,778.58	1,073,048.64	124,270.06
GENERAL MOTORS CORP.....	21,300	730,111.15	815,985.50	85,874.35
GENUINE PARTS CO.....	34,400	1,025,274.58	1,154,776.35	129,501.77
GEORGIA-PACIFIC CORP.....	22,300	1,178,372.07	1,425,069.20	246,697.13
GLAXO HOLDINGS PLC SPONSORED ADR.....	98,000	2,567,977.96	1,839,727.83	(728,250.13)
HANCOCK FABRICS INC.....	6,100	94,937.35	76,715.67	(18,221.68)
HANSON PLC ADR.....	109,800	2,043,759.58	1,948,828.51	(94,931.07)
HARLEYSVILLE GROUP INC.....	17,200	289,138.68	480,484.88	191,346.20
HARRIS CORP.....	4,200	99,010.36	150,310.46	51,300.10
HEALTH IMAGES INC.....	5,400	42,082.29	34,100.61	(7,981.68)
HERSHEY FOODS CORP.....	9,700	402,091.91	519,489.45	117,397.54
HEWLETT-PACKARD CO.....	38,600	2,027,888.24	2,996,302.74	968,414.50
HOME DEPOT INC.....	6,900	459,632.46	439,205.61	(20,426.85)
HOUSEHOLD INTERNATIONAL INC.....	4,676	231,735.31	322,649.35	90,914.04
HUMANA INC.....	4,100	43,264.64	31,079.39	(12,185.25)
INDEPENDENT INSURANCE GROUP.....	1,600	26,815.27	26,784.64	(30.63)
INGERSOLL-RAND CO.....	91	2,184.00	3,013.40	829.40
INTEL CORP.....	11,100	517,472.32	1,295,855.94	778,383.62
INTERNATIONAL BUSINESS MACHINES CORP.....	29,000	2,597,225.49	1,577,168.61	(1,020,056.88)
INTERNATIONAL PAPER CO.....	31,900	2,072,637.77	2,032,787.28	(39,850.49)
ITT CORP.....	59	3,049.22	4,638.16	1,588.94
JOHNSON & JOHNSON.....	36,300	1,701,804.79	1,584,013.89	(117,790.90)
JSB FINANCIAL INC.....	8,900	111,446.91	213,172.86	101,725.95
K MART CORP.....	52,178	1,129,729.44	1,305,356.03	175,626.59
KING WORLD PRODUCTIONS.....	10,800	307,088.79	360,399.10	53,310.31
LAWSON PRODUCTS INC.....	800	19,605.66	22,992.32	3,386.66
LILLIAN VERNON CORP.....	3,900	41,965.96	53,925.15	11,959.19
LILLY (ELI) & CO.....	2,600	218,725.00	138,414.18	(80,310.82)
LIMITED (THE) INC.....	57,300	1,347,893.77	1,392,287.08	44,393.31
LOCKHEED CORP.....	4,500	193,666.30	267,868.86	74,202.56
LOTUS DEVELOPMENT.....	5,300	153,552.76	140,211.62	(13,341.14)
LUBY'S CAFETERIAS INC.....	7,200	107,774.19	153,800.74	46,026.55
LURIA (L.) & SONS INC.....	10	70.67	126.15	55.48
MCDONALD'S CORP.....	41,100	1,519,465.05	2,117,131.55	597,666.50
MCDONNELL DOUGLAS CORP.....	2,700	131,919.61	148,919.11	16,999.50
MCGRAW-HILL INC.....	15	871.23	899.83	28.60
MERCANTILE STORES INC.....	5,337	169,463.98	192,480.94	23,016.96
MERCK & CO INC.....	72,100	3,151,351.57	2,806,126.27	(345,225.30)
MEREDITH CORP.....	6,600	175,767.22	196,793.07	21,025.85
MICROSOFT CORP.....	11,700	734,466.36	1,015,284.78	280,818.42
MINE SAFETY APPLIANCES CO.....	1,800	71,025.00	79,182.72	8,157.72
MONARCH MACHINE TOOL CO.....	80	765.44	879.21	113.77
MORGAN (J.P.) & CO INC.....	16,000	914,340.85	1,093,149.15	178,808.30
MOTOROLA INC.....	65,700	2,265,774.55	4,186,687.09	1,920,912.54
NATIONAL SERVICE INDUSTRY.....	1,600	38,381.85	41,328.46	2,946.61
NATIONSBANK CORP.....	7,300	333,355.70	412,901.35	79,545.65
NIKE INC -CL B.....	7,500	656,242.50	541,589.64	(114,652.86)
NORFOLK SOUTHERN CORP.....	5,800	379,755.00	377,811.12	(1,943.88)
NOVELL INC.....	30,300	919,477.19	1,037,029.62	117,552.43
NYNEX CORP.....	13,600	1,085,760.54	1,197,688.20	111,927.66
OCCIDENTAL PETROLEUM CORP.....	14,501	351,816.64	299,384.05	(52,432.59)
OLD REPUBLIC INTERNATIONAL.....	336	3,286.58	8,562.84	5,276.26
ORACLE SYSTEMS CORP.....	2,100	25,057.38	72,971.64	47,914.26
OUTLET COMMUNICATIONS CLASS A.....	13,000	146,250.00	55,250.00	(91,000.00)
PACIFIC ENTERPRISES.....	4,414	95,532.89	101,491.14	5,958.25
PACIFIC TELESIS GROUP.....	13,200	565,021.90	623,021.30	57,999.40
PEPSICO INC.....	49,500	1,496,695.16	2,048,585.98	551,890.82
PETROLEUM HELICOPTERS.....	5,400	43,748.44	62,048.16	18,299.72
PFIZER INC.....	18,000	1,145,799.01	1,117,217.95	(28,581.06)
PHILIP MORRIS COMPANIES INC.....	4,800	323,092.37	313,987.04	(9,105.33)
PHILIPS NV -NY SHARES.....	23,300	341,226.54	288,104.20	(53,122.34)
POOL ENERGY SERVICES.....	3,400	22,624.84	24,192.36	1,567.52
PROCTER & GAMBLE CO.....	34,400	1,552,505.84	1,825,623.19	273,117.35
PROVIDENT LIFE & ACCIDENT CLB.....	2,300	43,827.54	64,763.25	20,935.71

COMMON TRUST FUND
SCHEDULE OF SECURITIES SOLD, CALLED OR MATURED (CONTINUED)
(MARCH 1, 1993 THROUGH MARCH 31, 1993)

SECURITY	NO. SHARES	BOOK VALUE OF HOLDING	NET SALES PROCEEDS	GAIN OR (LOSS) OVER BOOK VALUE
COMMON STOCKS: (CONTINUED)				
PS GROUP.....	10,916	\$ 398,953.31	\$ 156,894.00	\$ (242,059.31)
QUESTAR CORP.....	3,900	56,013.75	115,487.80	59,474.05
REEBOK INTERNATIONAL.....	17,700	667,521.11	638,546.58	(28,974.53)
REYNOLDS METALS CO.....	6,800	395,426.80	344,476.52	(50,950.28)
RLI CORP.....	1,000	15,309.05	27,614.47	12,305.42
ROWAN COMPANIES INC.....	10,031	79,870.01	87,676.45	7,806.44
ROYAL DUTCH PETROLEUM CO.....	29,400	2,410,849.45	2,501,018.77	90,169.32
SALOMON INC.....	3,000	74,486.06	120,529.67	46,043.61
SCECORP HOLDING CO.....	51,600	2,256,640.44	2,508,293.50	251,653.06
SCHLUMBERGER LTD.....	24,900	1,599,783.14	1,433,345.56	(166,437.58)
SEAGRAM CO LTD.....	8,966	118,874.30	245,359.49	126,485.19
SEARS ROEBUCK & CO.....	1,800	74,700.00	95,267.03	20,567.03
SOTHEBYS HOLDINGS INC CLA.....	500	6,181.63	6,405.68	224.05
SOUTHERN CO.....	26,400	841,876.49	1,075,185.10	233,308.61
SOUTHWESTERN BELL CORP.....	10,900	662,720.20	790,598.10	127,877.90
STERLING CHEMICALS INC.....	157,800	747,512.30	597,075.16	(150,437.14)
STONE CONTAINER.....	4,845	112,176.21	73,880.98	(38,295.23)
SUNAMERICA INC.....	9,700	162,115.27	360,168.26	198,052.99
TANDEM COMPUTERS INC.....	6	75.75	81.69	5.94
TEXTRON INC.....	2,400	80,924.54	105,650.82	24,726.28
TIMES-MIRROR CO SERIES A.....	7,000	225,685.44	239,042.41	13,356.97
TOPPS CO INC.....	2,400	37,681.26	17,376.96	(20,304.30)
TOYS "R" US INC.....	48,000	1,492,627.69	2,010,541.56	517,913.87
TREMONT CORP.....	50	984.78	474.50	(510.28)
TYCO LABORATORIES INC.....	3,300	125,283.33	152,973.71	27,690.38
UNION PACIFIC CORP.....	4,800	299,227.20	285,012.81	(14,214.39)
UNITED NEWSPAPERS ADR.....	1,500	22,482.50	22,860.60	378.10
UNITED TECHNOLOGIES CORP.....	70	2,900.91	3,332.96	432.05
US BANCORP OREGON.....	800	16,000.00	21,592.32	5,592.32
USAIR GROUP INC.....	6,106	75,340.44	98,126.91	22,786.47
USF&G CORP.....	8,371	60,628.44	112,674.89	52,046.45
USLIFE CORP.....	665	13,534.01	25,953.43	12,419.42
US WEST INC.....	21,900	788,969.18	890,210.57	101,241.39
WALGREEN CO.....	18,500	624,089.92	715,724.03	91,634.11
WASTE MANAGEMENT INC.....	47,100	1,797,816.86	1,800,017.21	2,200.35
WHITMAN CORPORATION.....	6,400	65,384.46	92,760.46	27,376.00
WILLIAMS CO.....	3	98.79	135.35	36.56
PACIFIC DUNLOP LTD.....	18,800	222,954.54	283,161.12	60,206.58
PRIOR PERIOD ADJUSTMENTS:				
IHOP.....		0.00	(3.00)	(3.00)
JSB FINANCIAL.....		0.00	(0.50)	(0.50)
COORS (ADOLPH).....		(10,134.39)	0.00	10,134.39
LAKE SHORE BANCORP.....		8.60	11.30	2.70
TOTAL COMMON STOCKS.....		114,745,788.44	129,033,699.02	14,287,910.58
OTHER EQUITIES:				
CAROTEX TRUST II LMT PARTNERSHP.....		57,327.00	57,327.00	0.00
CHEYENNE III BRDG LN CHEV UNPROMT IN ROYALTY PURCHS.....		2,459.08	2,459.08	0.00
CHEYENNE III ROYALTY PURCHS.....		11,091.97	11,091.97	0.00
CHEYENNE PARTNERS LMT PARTNERSHP.....		33,780.28	33,780.28	0.00
CHEYENNE II ROYALTY PURCHS.....		40,040.98	40,040.98	0.00
GOLDSTON OIL-GLADEWATER JETER MINERAL ROYAL.....		7,534.07	7,534.07	0.00
GOLDSTON OIL GLADEWATER JETER/ROYAL LMT PARTNERSHP.....		934.62	934.62	0.00
HQS PARTNERS - II, LP LMT PARTNERSHP.....		11,803.00	25,164.00	13,361.00
TOTAL OTHER EQUITIES.....		164,971.00	200,658.00	35,687.00
TOTAL EQUITY SECURITIES.....		115,669,042.04	130,257,397.18	14,588,355.14
CASH AND EQUIVALENTS:				
WF MONEY MARKET (NET).....		4,272.07	4,272.07	0.00
TOTAL CASH SALES, CALLS, OR MATURITIES.....		\$122,457,247.85	\$137,549,342.71	\$ 15,092,094.86

III. MEDICAL LIABILITY SELF-INSURANCE FUND

MEDICAL LIABILITY SELF-INSURANCE FUND
SUMMARY OF SECURITIES TRANSACTIONS
(February 1, 1993 through February 28, 1993)

REPORT ON SECURITIES TRANSACTIONS. -- The following securities transactions have been made for the Medical Liability Self-Insurance Fund in February, 1993. The Vice Chancellor for Asset Management recommends approval by the Board of Regents of these transactions.

PURCHASES:	COST (BOOK VALUE)	YIELD AT COST
EQUITY SECURITIES--		
Common Stocks	\$ 1,898,194.79	1.43% ¹
CASH AND EQUIVALENTS--		
Goldman Sachs (Net)	274,256.14	
TOTAL ACQUISITIONS	\$ 2,172,450.93	

SALES, CALLS AND MATURITIES:	PROCEEDS	GAIN OR (LOSS)
DEBT SECURITIES--		
Corporate Bonds	\$ 35,758.70	\$ 2,934.83
EQUITY SECURITIES--		
Convertible Preferred Stocks	10,537.64	2,093.40
Common Stocks	1,314,630.32	164,326.75
TOTAL EQUITY SECURITIES	1,325,167.96	166,420.15
TOTAL DISPOSITIONS	\$ 1,360,926.66	\$ 169,354.98

¹ Yield on Common Stocks is based on cost price and dividend rate as of 02/28/93.

MEDICAL LIABILITY SELF-INSURANCE FUND
Comparison Summary of Assets

Security	February 29, 1992				February 28, 1993			
	Book Value	Book Yield	Market Value	Market Yield	Book Value	Book Yield	Market Value	Market Yield
LONG TERM SECURITIES:								
DEBT SECURITIES --								
U. S. GOVT. OBLIGATIONS:								
Direct - Treasuries	\$ 31,490,782.05	8.35%	\$ 33,725,201.00	6.60%	\$ 34,758,315.96	7.96%	\$ 38,738,185.00	5.19%
U. S. GOVT. AGENCIES:								
Non-Guaranteed	0.00	0.00%	0.00	0.00%	998,125.00	7.08%	1,051,870.00	6.33%
FOREIGN GOVERNMENTS	0.00	0.00%	0.00	0.00%	996,941.36	7.17%	1,033,720.00	6.64%
MUNICIPAL AND COUNTY BONDS	0.00	0.00%	0.00	0.00%	1,000,000.00	8.95%	1,115,860.00	7.92%
CORPORATE BONDS	16,616,496.45	9.69%	17,697,747.10	8.55%	16,885,671.70	9.65%	18,824,964.66	7.25%
TOTAL FIXED INCOME SECURITIES	48,107,278.50	8.81%	51,422,948.10	7.27%	54,639,054.02	8.47%	60,764,599.66	5.92%
EQUITY SECURITIES --								
Convertible Preferred Stocks	120,592.00	11.62%	158,400.00	8.85%	67,553.92	0.00%	86,200.00	0.00%
Common Stocks	36,669,622.00	3.29%	42,318,683.00	2.85%	44,249,149.82	3.17%	50,688,041.63	2.76%
TOTAL EQUITY SECURITIES	36,790,214.00	3.32%	42,477,083.00	2.87%	44,316,703.74	3.16%	50,774,241.63	2.76%
TOTAL LONG TERM	84,897,492.50	6.42%	93,900,031.10	5.28%	98,955,757.76	6.09%	111,538,841.29	4.48%
CASH & EQUIVALENT:								
U. S. Governments (Dir & Gtd)	4,000,630.31	7.70%	4,071,870.00	4.31%	4,778,738.86	7.36%	4,935,840.00	3.36%
Short Term Investment Funds	20,066,262.37	4.35%	20,066,262.37	4.35%	15,933,982.21	3.11%	15,933,982.21	3.11%
TOTAL SHORT TERM	24,066,892.68	4.91%	24,138,132.37	4.34%	20,712,721.07	4.09%	20,869,822.21	3.17%
TOTAL SECURITIES, CASH & EQUIVALENT	\$ 108,964,385.18	6.10%	\$ 118,038,163.47	5.09%	\$ 119,668,478.83	5.75%	\$ 132,408,663.50	4.27%

L & I 51

MEDICAL LIABILITY SELF-INSURANCE FUND
SUMMARY OF INCOME FROM INVESTMENTS
(February 1, 1993 through February 28, 1993)

	CASH	ACCRUED	TOTAL
FROM FIXED INCOME SECURITIES			
U. S. Treasuries	\$ 545,000.00	\$ (196,561.62)	\$ 348,438.38
U. S. Govt. Agencies (Non-Gtd)	0.00	5,408.22	5,408.22
Municipal and County Bonds	0.00	7,458.34	7,458.34
Foreign Governments	0.00	5,937.50	5,937.50
Corporate Bonds	123,026.99	11,403.37	134,430.36
Total from Fixed Income Securities	668,026.99	(166,354.19)	501,672.80
FROM EQUITY SECURITIES			
Common Stocks	99,796.25	0.00	99,796.25
FROM CASH AND EQUIVALENTS			
Goldman Sachs	37,768.53	256.57	38,025.10
Securities Lending	5,932.50	0.00	5,932.50
Total From Cash and Equivalents	43,701.03	256.57	43,957.60
TOTAL INCOME FROM INVESTMENTS	811,524.27	(166,097.62)	645,426.65
ADDITIONS OR (DEDUCTIONS):			
Amortization (Discount in Excess of Premium)	9,082.04	0.00	9,082.04
NET INCOME FROM INVESTMENTS	\$ 820,606.31	\$ (166,097.62)	\$ 654,508.69

INTEREST ACCRUED

	As of 02/28/93	As of 01/31/93	NET
U. S. Treasuries	\$ 602,359.60	\$ 798,921.22	\$ (196,561.62)
U. S. Govt. Agencies (Non-Gtd)	20,860.27	15,452.05	5,408.22
Municipal and County Bonds	14,668.06	7,209.72	7,458.34
Foreign Governments	29,489.58	23,552.08	5,937.50
Corporate Bonds	489,392.78	477,989.41	11,403.37
Goldman Sachs	38,025.10	37,768.53	256.57
	\$ 1,194,795.39	\$ 1,360,893.01	\$ (166,097.62)

MEDICAL LIABILITY SELF-INSURANCE FUND
 STATEMENT OF CASH RECEIPTS AND DISBURSEMENTS
 (February 1, 1993 through February 28, 1993)

CASH RECEIPTS		

RECEIPTS INCREASING THE FUND:		
Income		\$ 820,606.31
RECEIPTS FROM SECURITIES SOLD, CALLED, MATURED OR EXCHANGED:		
Corporate Bonds	\$ 35,758.70	
Convertible Preferred Stock	10,537.64	
Common Stocks	1,314,630.32	

Total		1,360,926.66
NET RECEIPTS FROM AMORTIZATION:		(9,082.04)
Total Cash Receipts		\$ 2,172,450.93
		=====

CASH DISBURSEMENTS		

ASSETS PURCHASED:		
Common Stocks		\$ 1,898,194.79
Short Term Investment Fund (Net)		274,256.14

Total Cash Disbursements		\$ 2,172,450.93
		=====

SUMMARY		

January 31, 1993 Book Value		\$ 118,678,517.54
Additions February, 1993:		
Realized Net Gain or (Loss) ¹ on Security Transactions	\$ 169,354.98	
Income	820,606.31	

February 28, 1993 Book Value		\$ 119,668,478.83
		=====

¹ Realized Net Gain or (Loss) detailed on schedule of Securities Sold, Called or Matured.

MEDICAL LIABILITY SELF-INSURANCE FUND
 SCHEDULE OF SECURITIES PURCHASED
 (FEBRUARY 1, 1993 THROUGH FEBRUARY 28, 1993)

2545

SECURITY	NO. SHARES ¹ PURCHASED	TOTAL COST	YIELD ² AT COST
EQUITY SECURITIES			
COMMON STOCKS:			
ABBOTT LABORATORIES.....	2,500	\$ 66,210.50	2.27%
BRISTOL-MYERS SQUIBB CO.....	1,200	69,396.10	4.98
CIRCUIT CITY STORES INC.....	2,800	157,396.60	0.21
ETHYL CORPORATION.....	4,500	130,770.00	2.06
GAP INC.....	4,300	159,164.50	0.86
GLAXO HOLDINGS PLC SPONSORED ADR.....	700	13,517.00	3.78
HOME DEPOT INC.....	3,200	213,162.88	0.18
MERCK & CO INC.....	1,700	66,803.00	2.54
NIKE INC -CL B.....	3,000	262,497.00	0.64
NORFOLK SOUTHERN CORP.....	2,000	130,950.00	2.75
NOVELL INC.....	5,200	157,805.11	0.00
PFIZER INC.....	300	18,393.00	2.74
REEBOK INTERNATIONAL.....	4,200	158,394.60	0.80
REYNOLDS METALS CO.....	2,800	162,822.80	3.10
UNION PACIFIC CORP.....	2,100	130,911.90	2.37
TOTAL COMMON STOCKS:.....		1,898,194.79	1.43%
CASH AND EQUIVALENTS:			
GOLDMAN SACHS (NET).....		274,256.14	
TOTAL SECURITIES PURCHASED.....		\$ 2,172,450.93	

¹ Reflects shares actually purchased. Does not reflect shares received as a result of stock splits and dividends subsequent to date of purchase.

² Yield on Common Stocks based on cost price and indicated dividend rate as of 2/28/93.

MEDICAL LIABILITY SELF-INSURANCE FUND
EQUITIES -- OTHER CHANGES
(FEBRUARY 1, 1993 THROUGH FEBRUARY 28, 1993)

2546

STOCK SPLITS, DIVIDENDS AND DISTRIBUTIONS	SHARES RECEIVED

CAROLINA POWER & LIGHT CO 2 FOR 1 STOCK SPLIT	7.000

MEDICAL LIABILITY SELF-INSURANCE FUND
 SCHEDULE OF SECURITIES SOLD, CALLED OR MATURED
 (FEBRUARY 1, 1993 THROUGH FEBRUARY 28, 1993)

2547

SECURITY	PAR VALUE OR NO. SHARES	BOOK VALUE OF HOLDING	NET SALES PROCEEDS	GAIN OR (LOSS) OVER BOOK VALUE
DEBT SECURITIES				
CORPORATE BONDS:				
COLLATERALIZED MTGE OBLIG TRUST 40 8.80% GNMA CMO CL C, DUE 4/01/18	\$ 35,758.70	\$ 32,823.87	\$ 35,758.70	\$ 2,934.83
EQUITY SECURITIES				
CONVERTIBLE PREFERRED STOCKS:				
TIME WARNER INC. PREFERRED SER C CONV PREFERRED.....	200	8,444.24	10,537.64	2,093.40
COMMON STOCKS:				
AMERICAN INTERNATIONAL GROUP INC.	900	78,298.35	110,729.79	32,431.44
ANHEUSER-BUSCH COMPANIES INC.....	1,600	74,988.78	94,216.85	19,228.07
BAXTER INTERNATIONAL INC.....	200	5,032.78	6,262.79	1,230.01
COLGATE-PALMOLIVE CO.....	4,800	179,671.61	276,362.56	96,690.95
EASTMAN KODAK CO.....	2,800	121,599.72	140,213.01	18,613.29
EMERSON ELECTRIC CO.....	2,700	109,579.15	152,805.09	43,225.94
INTERNATIONAL BUSINESS MACHINES CORP.....	3,100	289,567.47	156,227.03	(133,340.44)
MOBIL CORP.....	1,000	64,411.95	63,762.86	(649.09)
PEPSICO INC.....	5,000	141,157.26	207,079.91	65,922.65
PROCTER & GAMBLE CO.....	2,100	85,996.50	106,970.43	20,973.93
TOTAL COMMON STOCKS.....		1,150,303.57	1,314,630.32	164,326.75
TOTAL EQUITY SECURITIES		1,158,747.81	1,325,167.96	166,420.15
TOTAL CASH SALES, CALLS, OR MATURITIES		\$ 1,191,571.68	\$ 1,360,926.66	\$ 169,354.98

MEDICAL LIABILITY SELF-INSURANCE FUND
SUMMARY OF SECURITIES TRANSACTIONS
(March 1, 1993 through March 31, 1993)

REPORT ON SECURITIES TRANSACTIONS. -- The following securities transactions have been made for the Medical Liability Self-Insurance Fund in March, 1993. The Vice Chancellor for Asset Management recommends approval by the Board of Regents of these transactions.

PURCHASES:	COST (BOOK VALUE)	YIELD AT COST
<u>EQUITY SECURITIES--</u>		
Common Stocks	\$ 10,245,930.19	2.73% ¹
Index Funds	5,399,993.67	N/A ²
TOTAL EQUITY SECURITIES	<u>15,645,923.86</u>	
<u>CASH AND EQUIVALENTS--</u>		
Goldman Sachs (Net)	6,876,159.91	
Money Market (Net)	6.33	
TOTAL CASH AND EQUIVALENTS	<u>6,876,166.24</u>	
TOTAL ACQUISITIONS	<u>\$ 22,522,090.10</u>	
=====		
SALES, CALLS AND MATURITIES:	PROCEEDS	GAIN OR (LOSS)
<u>DEBT SECURITIES--</u>		
Corporate Bonds	\$ 1,015,748.88	\$ 3,444.63
<u>EQUITY SECURITIES--</u>		
Convertible Preferred Stocks	84,378.86	16,824.94
Common Stocks	45,413,743.49	6,561,122.38
TOTAL EQUITY SECURITIES	<u>45,498,122.35</u>	<u>6,577,947.32</u>
TOTAL DISPOSITIONS	<u>\$ 46,513,871.23</u>	<u>\$ 6,581,391.95</u>
=====		

¹ Yield on Common Stocks is based on cost price and dividend rate as of 3/31/93.

² Current yield is not calculated on Index Fund since scheduled income payments are not fixed at a constant rate.

MEDICAL LIABILITY SELF-INSURANCE FUND
Comparison Summary of Assets

Security	March 31, 1992				March 31, 1993			
	Book Value	Book Yield	Market Value	Market Yield	Book Value	Book Yield	Market Value	Market Yield
LONG TERM SECURITIES:								
DEBT SECURITIES --								
U. S. GOVT. OBLIGATIONS:								
Direct - Treasuries	\$ 33,445,404.08	8.26%	\$ 35,235,858.00	6.89%	\$ 34,758,385.37	7.96%	\$ 38,678,455.00	5.19%
U. S. GOVT. AGENCIES:								
Non-Guaranteed	0.00	0.00%	0.00	0.00%	998,125.00	7.08%	1,055,000.00	6.20%
FOREIGN GOVERNMENTS	0.00	0.00%	0.00	0.00%	996,941.36	7.17%	1,033,700.00	6.64%
MUNICIPAL AND COUNTY BONDS	0.00	0.00%	0.00	0.00%	1,000,000.00	8.95%	1,135,000.00	7.77%
CORPORATE BONDS	17,115,659.83	9.64%	17,991,193.90	8.71%	15,875,740.24	9.68%	17,908,015.70	7.03%
TOTAL FIXED INCOME SECURITIES	50,561,063.91	8.73%	53,227,051.90	7.50%	53,629,191.97	8.46%	59,810,170.70	5.84%
EQUITY SECURITIES --								
Convertible Preferred Stocks	120,592.00	11.62%	156,800.00	8.93%	0.00	0.00%	0.00	0.00%
Common Stocks	35,246,296.31	3.21%	40,142,863.13	2.82%	15,642,458.90	3.96%	16,376,347.50	3.78%
Index Funds	0.00	0.00%	0.00	0.00%	5,399,993.67	2.06%	5,483,479.66	2.90%
TOTAL EQUITY SECURITIES	35,366,888.31	3.24%	40,299,663.13	2.84%	21,042,452.57	3.47%	21,859,827.16	3.56%
TOTAL LONG TERM	85,927,952.22	6.47%	93,526,715.03	5.50%	74,671,644.54	7.05%	81,669,997.86	5.23%
CASH & EQUIVALENT:								
U. S. Governments (Dir & Gtd)	4,000,630.31	7.70%	4,057,500.00	4.49%	4,780,367.53	7.36%	4,921,082.00	3.31%
Short Term Investment Funds	19,337,120.76	4.41%	19,337,120.76	4.41%	22,810,142.12	3.25%	22,810,142.12	3.25%
Money Market	0.00	0.00%	0.00	0.00%	6.33	3.43%	6.33	3.43%
TOTAL SHORT TERM	23,337,751.07	4.97%	23,394,620.76	4.42%	27,590,515.98	3.96%	27,733,230.45	3.26%
TOTAL SECURITIES, CASH & EQUIVALENT	\$ 109,265,703.29	6.15%	\$ 116,921,335.79	5.29%	\$ 102,262,160.52	6.22%	\$ 109,403,228.31	4.73%

L & I 58

2549

MEDICAL LIABILITY SELF-INSURANCE FUND
SUMMARY OF INCOME FROM INVESTMENTS
(March 1, 1993 through March 31, 1993)

	CASH	ACCRUED	TOTAL
FROM FIXED INCOME SECURITIES			
U. S. Treasuries	\$ 96,250.00	\$ 163,585.60	\$ 259,835.60
U. S. Govt. Agencies (Non-Gtd)	0.00	5,987.68	5,987.68
Municipal and County Bonds	0.00	7,458.33	7,458.33
Foreign Governments	0.00	5,937.50	5,937.50
Corporate Bonds	188,327.26	(61,367.95)	126,959.31
Total from Fixed Income Securities	284,577.26	121,601.16	406,178.42
FROM EQUITY SECURITIES			
Common Stocks	144,223.61	0.00	144,223.61
FROM CASH AND EQUIVALENTS			
Goldman Sachs	38,025.10	30,394.75	68,419.85
Securities Lending	3,886.90	0.00	3,886.90
Total From Cash and Equivalents	41,912.00	30,394.75	72,306.75
TOTAL INCOME FROM INVESTMENTS	470,712.87	151,995.91	622,708.78
ADDITIONS OR (DEDUCTIONS):			
Amortization (Discount in Excess of Premium)	4,070.87	0.00	4,070.87
NET INCOME FROM INVESTMENTS	\$ 474,783.74	\$ 151,995.91	\$ 626,779.65

INTEREST ACCRUED

	As of 03/31/93	As of 02/28/93	NET
U. S. Treasuries	\$ 765,945.20	\$ 602,359.60	\$ 163,585.60
U. S. Govt. Agencies (Non-Gtd)	26,847.95	20,860.27	5,987.68
Municipal and County Bonds	22,126.39	14,668.06	7,458.33
Foreign Governments	35,427.08	29,489.58	5,937.50
Corporate Bonds	428,024.83	489,392.78	(61,367.95)
Goldman Sachs	68,419.85	38,025.10	30,394.75
	\$ 1,346,791.30	\$ 1,194,795.39	\$ 151,995.91

MEDICAL LIABILITY SELF-INSURANCE FUND
STATEMENT OF CASH RECEIPTS AND DISBURSEMENTS
(March 1, 1993 through March 31, 1993)

2551

CASH RECEIPTS

RECEIPTS INCREASING THE FUND:		
Income		\$ 474,783.74
RECEIPTS FROM SECURITIES SOLD, CALLED, MATURED OR EXCHANGED:		
Corporate Bonds	\$ 1,015,748.88	
Convertible Preferred Stock	84,378.86	
Common Stocks	45,413,743.49	
Total		46,513,871.23
RECEIPTS FROM NET AMORTIZATION ON BONDS:		(4,070.87)
Total Cash Receipts		\$ 46,984,584.10

CASH DISBURSEMENTS

DISBURSEMENTS DECREASING THE FUND:		
Withdrawal		\$ 24,462,494.00
ASSETS PURCHASED:		
Common Stocks		10,245,930.19
Index Funds		5,399,993.67
Short Term Investment Fund- Goldman Sachs (Net)		6,876,159.91
Money Market (Net)		6.33
Total Cash Disbursements		\$ 46,984,584.10

SUMMARY

February 28, 1993 Book Value		\$ 119,668,478.83
Additions March, 1993:		
Withdrawal	\$ (24,462,494.00)	
Realized Net Gain or (Loss) ¹ on Security Transactions	6,581,391.95	
Income	474,783.74	
March 31, 1993 Book Value		\$ 102,262,160.52

¹ Realized Net Gain or (Loss) detailed on schedule of Securities Sold, Called or Matured.

MEDICAL LIABILITY SELF-INSURANCE FUND
 SCHEDULE OF SECURITIES PURCHASED
 (MARCH 1, 1993 THROUGH MARCH 31, 1993)

SECURITY	NO. OF SHARES ¹	TOTAL PRINCIPAL COST	YIELD AT COST ²
EQUITY SECURITIES			
COMMON STOCKS:			
AMETEK INC.....	24,000	\$ 366,433.20	4.45%
ANHEUSER-BUSCH COMPANIES INC.....	2,300	117,438.00	2.51
APPLIED BIOSCIENCE INT'L INC.....	9,100	70,309.26	0.00
CIGNA CORP.....	5,900	357,766.40	5.01
CLOROX CO.....	7,200	367,540.70	3.29
CONTINUUM CO.....	1,000	20,521.50	0.00
DEAN FOODS CO.....	3,500	92,939.00	2.26
DUN & BRADSTREET CORP.....	6,000	359,996.40	3.80
EXXON CORP.....	600	37,911.00	4.56
FLOWERS INDS INC.....	19,500	376,214.80	3.84
HEALTH & REHAB PROP TRST.....	25,700	373,219.30	8.81
I M C O RECYCLING INC.....	1,700	21,927.00	0.00
KELLOGG CO.....	3,600	237,426.75	1.94
LINCOLN NATIONAL CORP.....	4,700	367,502.40	3.89
LUBY'S CAFETERIAS INC.....	2,200	48,195.70	2.46
MCGRAW-HILL INC.....	5,900	362,580.14	3.71
MCKESSON CORP.....	8,300	364,353.40	3.64
MCN CORP.....	5,500	175,084.00	5.28
MEDITRUST SBI.....	10,900	362,986.50	7.54
MICROSOFT CORP.....	1,400	119,232.00	0.00
MINNESOTA MINING & MANUFACTURING CO.....	400	43,574.00	3.05
MOBIL CORP.....	500	33,842.50	4.73
NALCO CHEMICAL COMPANY.....	2,600	95,030.30	2.30
NATIONAL HEALTH LABS INC.....	10,600	159,246.70	2.13
NATIONAL SERVICE INDUSTRY.....	14,000	359,502.80	4.05
NEW PLAN REALTY TRUST SBI.....	14,700	363,678.00	5.09
NOVELL INC.....	2,900	96,133.39	0.00
OGDEN CORP.....	13,700	327,615.00	5.23
OPPENHEIMER CAP L P.....	2,500	64,212.50	7.01
PHELPS DODGE CORP.....	3,000	133,180.00	3.23
PHILIP MORRIS COMPANIES INC.....	500	32,367.50	4.02
PROPERTY TRUST OF AMERICA.....	19,200	375,262.40	4.20
REYNOLDS METALS CO.....	6,900	357,244.55	3.48
RITE AID CORP.....	4,700	95,571.60	2.95
RJR NABISCO HOLDINGS.....	11,400	94,620.00	0.00
SERVICE MASTER, L.P.....	4,500	129,454.91	4.59
SHELL TRANSPORT & TRADING PLC.....	7,300	375,142.40	5.20
TAMBRANDS INC.....	2,700	156,824.45	2.62
TEXACO INC.....	5,800	362,397.24	5.12
TRANSCANADA PIPELINES LTD.....	25,000	367,125.00	5.18
UGI CORP.....	11,200	266,817.00	5.46
UNILEVER N V.....	400	46,224.00	2.22
UNITED DOMINION REALTY TRUST.....	9,400	268,786.90	4.62
UST INC.....	12,800	375,643.20	3.27
WAL-MART STORES INC.....	5,700	189,867.00	0.39
WARNER-LAMBERT CO.....	1,400	96,159.00	3.32
WEINGARTEN REALTY INC.....	8,500	360,830.40	5.09
TOTAL COMMON STOCKS:.....		10,245,930.19	2.73%
INDEX FUNDS:			
WF MID CAP INDEX FUND B LENDABLE.....	517,749	5,399,993.67	N/A ³
TOTAL EQUITY SECURITIES.....		15,645,923.86	
CASH AND EQUIVALENTS:			
GOLDMAN SACHS (NET).....		6,876,159.91	
WELLS FARGO MONEY MARKET (NET).....		6.33	
TOTAL CASH AND EQUIVALENTS.....		6,876,166.24	
TOTAL SECURITIES PURCHASED.....		\$ 22,522,090.10	

¹ Reflects shares actually purchased. Does not reflect shares received as a result of stock splits and dividends subsequent to date of purchase.

² Yield on Common Stocks based on cost price and indicated dividend rate as of 3/31/93.

³ Current yield is not calculated on Index Fund since scheduled income payments are not fixed at a constant rate.

MEDICAL LIABILITY SELF-INSURANCE FUND
EQUITIES -- OTHER CHANGES
(MARCH 1, 1993 THROUGH MARCH 31, 1993)

STOCK SPLITS, DIVIDENDS AND DISTRIBUTIONS	SHARES RECEIVED
BECTON DICKINSON & CO 2 FOR 1 STOCK SPLIT	9,900
CIRCUIT CITY STORES INC 2 FOR 1 STOCK SPLIT	1,900

MEDICAL LIABILITY SELF-INSURANCE FUND
 SCHEDULE OF SECURITIES SOLD, CALLED OR MATURED
 (MARCH 1, 1993 THROUGH MARCH 31, 1993)

2554

SECURITY	PAR VALUE OR NO. SHARES	BOOK VALUE OF HOLDING	NET SALES PROCEEDS	GAIN OR (LOSS) OVER BOOK VALUE
DEBT SECURITIES				
CORPORATE BONDS:				
COLLATERALIZED MTGE OBLIG TRUST 40 8.80% GNMA CMO CL C. DUE 4/01/18*	15,748.88 \$	14,456.24 \$	15,748.88 \$	1,292.64
PENNZOIL CO 9.125% NOTES. DUE 3/01/96.....	1,000,000.00	997,848.01	1,000,000.00	2,151.99
TOTAL CORPORATE BONDS.....	\$ 1,015,748.88	1,012,304.25	1,015,748.88	3,444.63
EQUITY SECURITIES				
CONVERTIBLE PREFERRED STOCKS:				
TIME WARNER INC. PREFERRED SER C CONV PREFERRED.....	1,600	67,553.92	84,378.86	16,824.94
COMMON STOCKS:				
ABBOTT LABORATORIES.....	2,900	69,435.41	74,490.68	5,055.27
AMERICAN EXPRESS CO.....	20,500	489,011.09	565,832.50	76,821.41
AMERICAN HOME PRODUCTS CORP.....	5,700	351,945.86	361,301.42	9,355.56
AMERICAN INFORMATION TECHNOLOGIES	2,300	146,949.78	167,673.92	20,724.14
AMERICAN INTERNATIONAL GROUP INC.	7,800	678,585.64	966,511.96	287,926.32
AMERICAN TEL & TEL CO.....	23,100	910,893.05	1,339,596.74	428,703.69
AMERITECH CORP NEW.....	3,800	247,850.66	290,150.72	42,300.06
AMOCO CORP.....	10,500	531,452.79	574,173.41	42,720.62
AMP INC.....	9,300	497,327.61	561,260.83	63,933.22
ANHEUSER-BUSCH COMPANIES INC.....	11,300	529,608.23	598,376.09	68,767.86
ARCHER-DANIELS-MIDLAND CO.....	48,160	1,144,879.09	1,265,856.28	120,977.19
ATLANTIC RICHFIELD CO.....	3,200	373,464.56	376,613.79	3,149.23
BANC ONE CORP.....	4,800	216,192.41	258,521.23	42,328.82
BANKERS TRUST NEW YORK CORP.....	200	11,441.60	14,846.10	3,404.50
BAXTER INTERNATIONAL INC.....	10,100	254,155.19	305,705.51	51,550.32
BECTON DICKINSON & CO.....	19,800	693,922.08	738,463.25	44,541.17
BELL ATLANTIC CORP.....	8,300	392,417.97	439,174.37	46,756.40
BELLSOUTH CORP.....	11,200	578,648.22	609,070.66	30,422.44
BERKLEY (WR) CORP.....	12,950	391,503.00	598,789.13	207,286.13
BRISTOL-MYERS SQUIBB CO.....	11,100	718,666.87	636,111.32	(82,555.55)
CAROLINA POWER & LIGHT CO.....	14,000	338,105.60	451,223.45	113,117.85
CBS INC.....	3,379	557,940.79	694,503.48	136,562.69
CHEVRON CORP.....	8,000	532,576.83	616,222.48	83,645.65
CIRCUIT CITY STORES INC.....	4,700	157,396.40	155,427.36	(1,969.04)
COCA-COLA CO.....	20,100	565,685.28	860,638.69	294,953.41
COLGATE-PALMOLIVE CO.....	9,200	344,370.58	610,918.56	266,547.98
COMERICA INC.....	4,200	124,360.50	136,282.37	11,921.87
COOPER INDUSTRIES INC.....	6,900	342,818.13	372,744.58	29,926.45
DEERE & CO.....	6,700	333,176.39	359,609.95	26,433.56
DISNEY (WALT) CO.....	18,800	525,299.94	847,407.75	322,107.81
DOMINION RESOURCES INC.....	8,300	278,397.19	359,159.16	80,761.97
DOW CHEMICAL CO.....	17,200	969,702.70	924,177.81	(45,524.89)
DUKE POWER CO.....	7,700	240,531.20	301,255.12	60,723.92
DU PONT (E.I.) DE NEMOURS & CO...	20,000	851,762.93	951,666.33	99,903.40
EATON CORP.....	8,300	533,401.30	701,128.53	167,727.23
EMERSON ELECTRIC CO.....	4,200	170,456.47	249,158.25	78,701.78
ETHYL CORPORATION.....	4,500	130,770.00	133,621.41	2,851.41
EXXON CORP.....	25,400	1,435,672.34	1,621,145.12	185,472.78
FLUOR CORP.....	13,600	556,969.75	590,241.28	33,271.53
GAP INC.....	4,300	159,164.50	142,430.94	(16,733.56)
GENERAL ELECTRIC CO.....	19,000	1,226,057.41	1,671,332.11	445,274.70
GENERAL MILLS INC.....	4,400	264,836.74	322,027.51	57,190.77
GENERAL MOTORS CORP.....	8,000	306,966.92	314,019.92	7,053.00
GENUINE PARTS CO.....	23,550	690,745.78	822,404.91	131,659.13
GEORGIA-PACIFIC CORP.....	8,200	409,678.89	526,149.58	116,470.69
GLAXO HOLDINGS PLC SPONSORED ADR.	38,200	926,389.70	705,988.87	(220,400.83)
HANSON PLC ADR.....	41,000	775,610.70	733,036.67	(42,574.03)
HERSHEY FOODS CORP.....	9,100	367,360.90	487,768.57	120,407.67
HEWLETT-PACKARD CO.....	12,000	638,837.08	924,776.43	285,939.35
HOME DEPOT INC.....	3,200	213,162.88	206,173.25	(6,989.63)
INTEL CORP.....	7,200	324,690.99	835,617.40	510,926.41
INTERNATIONAL BUSINESS MACHINES CORP.....	9,700	906,065.95	528,026.46	(378,039.49)
INTERNATIONAL PAPER CO.....	12,800	771,504.26	826,450.63	54,946.37
JOHNSON & JOHNSON.....	11,300	485,130.17	471,311.53	(13,818.64)
K MART CORP.....	28,900	607,424.09	722,350.79	114,926.70
LIMITED (THE) INC.....	22,800	531,111.03	556,305.92	25,194.89
MCDONALD'S CORP.....	12,100	440,363.15	631,263.95	190,900.80
MERCK & CO INC.....	31,400	1,213,525.70	1,174,535.08	(38,990.62)
MICROSOFT CORP.....	8,600	488,332.74	734,795.68	246,462.94
MOBIL CORP.....	900	57,970.75	62,195.12	4,224.37
MORGAN (J.P.) & CO INC.....	4,500	255,771.44	309,830.61	54,059.17
MOTOROLA INC.....	14,600	445,868.94	932,216.11	486,347.17
NATIONSBANK CORP.....	2,700	122,581.10	151,105.23	28,524.13
NIKE INC -CL B.....	3,000	262,497.00	224,251.50	(38,245.50)

MEDICAL LIABILITY SELF-INSURANCE FUND
 SCHEDULE OF SECURITIES SOLD, CALLED OR MATURED (CONTINUED)
 (MARCH 1, 1993 THROUGH MARCH 31, 1993)

SECURITY	NO. SHARES	BOOK VALUE OF HOLDING	NET SALES PROCEEDS	GAIN OR (LOSS) OVER BOOK VALUE

COMMON STOCKS: (CONTINUED)				
NORFOLK SOUTHERN CORP.....	2,000	\$ 130,950.00	\$ 129,258.27	\$ (1,691.73)
NOVELL INC.....	5,200	157,805.11	177,972.08	20,166.97
NYNEX CORP.....	5,300	427,108.40	468,983.01	41,874.61
PACIFIC TELESIS GROUP.....	7,200	311,553.74	344,927.60	33,373.86
PEPSICO INC.....	22,900	646,500.25	952,445.37	305,945.12
PFIZER INC.....	8,000	386,363.97	484,951.93	98,587.96
PROCTER & GAMBLE CO.....	11,400	466,838.14	605,227.94	138,389.80
PS GROUP.....	5,900	262,496.21	76,401.34	(186,094.87)
REEBOK INTERNATIONAL.....	4,200	158,394.60	152,911.89	(5,482.71)
REYNOLDS METALS CO.....	2,800	162,822.80	144,356.75	(18,466.05)
ROYAL DUTCH PETROLEUM CO.....	11,000	887,372.15	953,829.51	66,457.36
SCECORP HOLDING CO.....	9,000	373,111.00	437,765.09	64,654.09
SCHLUMBERGER LTD.....	11,700	732,464.80	684,377.66	(48,087.14)
SOUTHERN CO.....	9,700	278,081.55	398,393.46	120,311.91
SOUTHWESTERN BELL CORP.....	5,300	308,504.69	384,654.36	76,149.67
TOYS "R" US INC.....	14,300	439,518.07	594,525.27	155,007.20
UNION PACIFIC CORP.....	2,100	130,911.90	125,306.73	(5,605.17)
US WEST INC.....	8,400	302,957.95	350,247.75	47,289.80
WALGREEN CO.....	17,300	561,407.74	661,200.96	99,793.22
WASTE MANAGEMENT INC.....	16,200	618,063.80	590,590.16	(27,473.64)
TOTAL COMMON STOCKS.....		38,852,621.11	45,413,743.49	6,561,122.38
TOTAL EQUITY SECURITIES		38,920,175.03	45,498,122.35	6,577,947.32
TOTAL CASH SALES, CALLS, OR MATURITIES		\$ 39,932,479.28	\$ 46,513,871.23	\$ 6,581,391.95
		=====	=====	=====

IV. INSTITUTIONAL FUNDS

INSTITUTIONAL FUNDS

REPORT ON SECURITIES TRANSACTIONS.--The following securities transactions have been made for the Institutional Funds in February, 1993. The Vice Chancellor for Asset Management recommends approval by the Board of Regents of these transactions.

INVESTMENTS ACQUIRED
(February, 1993)

<u>DESCRIPTION AND FUND</u> (DETAILED SCHEDULES FOLLOW)	<u>TOTAL</u> <u>PRINCIPAL COST</u>	<u>YIELD</u> <u>AT COST</u>
<u>U. T. SYSTEM:</u> Net Purchase of Short Term Securities	\$415,402.26	
<u>U. T. EL PASO:</u> Net Purchase of Short Term Securities	\$1,550,397.76	
<u>U. T. MEDICAL BRANCH - GALVESTON:</u> U. S. Government Obligations (Direct)	\$79,086,856.20	3.02%
<u>U. T. HEALTH SCIENCE CENTER - SAN ANTONIO:</u> U. S. Government Agencies (Non-Gtd)	\$5,397,909.37	4.91%
<u>U. T. SYSTEM CANCER CENTER - HOUSTON:</u> U. S. Government Obligations (Direct)	\$29,490,048.05	4.03%
U. S. Government Agencies (Non-Gtd)	29,512,120.32	4.72%
	<u>\$59,002,168.37</u>	<u>4.38%</u>
<u>U. T. SYSTEM PUF BOND PROCEEDS:</u> Net Purchase of Short Term Securities	\$8,257,188.78	

INSTITUTIONAL FUNDS
INVESTMENTS DISPOSED OF
(February, 1993)

<u>DESCRIPTION AND FUND</u> (DETAILED SCHEDULES FOLLOW)	<u>BOOK VALUE</u>	<u>TOTAL NET PROCEEDS</u>	<u>GAIN OR (LOSS)</u>
<u>U. T. SYSTEM:</u>			
U. S. Government Agencies (Non-Gtd.)	\$4,290.64	\$4,314.08	\$23.44
<u>U. T. ARLINGTON:</u>			
Net Reduction of Short Term Securities	\$2,900,153.09	\$2,900,153.09	\$0.00
<u>U. T. AUSTIN:</u>			
Net Reduction of Short Term Securities	\$1,641,806.73	\$1,641,806.73	\$0.00
<u>U. T. DALLAS:</u>			
U. S. Government Agencies (Non-Gtd)	\$21,285.98	\$21,292.28	\$6.30
Net Reduction of Short Term Securities	45,381.29	45,381.29	0.00
	<u>\$66,667.27</u>	<u>\$66,673.57</u>	<u>\$6.30</u>
<u>U. T. EL PASO:</u>			
U. S. Government Obligations (Direct)	\$96,455.27	\$96,611.50	\$156.23
<u>U. T. PAN AMERICAN:</u>			
Net Reduction of Short Term Securities	\$31,911.24	\$31,911.24	\$0.00
<u>U. T. SAN ANTONIO:</u>			
U. S. Government Agencies (Non-Gtd)	\$61,185.08	\$61,195.84	\$10.76
Net Reduction of Short Term Securities	2,806.21	2,806.21	0.00
	<u>\$63,991.29</u>	<u>\$64,002.05</u>	<u>\$10.76</u>
<u>U. T. HEALTH SCIENCE CENTER - DALLAS:</u>			
U. S. Government Agencies (Non-Gtd.)	\$22,410.41	\$22,436.97	\$26.56
Net Reduction of Short Term Securities	4,800,930.48	4,800,930.48	0.00
	<u>\$4,823,340.89</u>	<u>\$4,823,367.45</u>	<u>\$26.56</u>

INSTITUTIONAL FUNDS
 INVESTMENTS DISPOSED OF (Continued)
 (February, 1993)

<u>DESCRIPTION AND FUND</u> (DETAILED SCHEDULES FOLLOW)	<u>BOOK VALUE</u>	<u>TOTAL NET PROCEEDS</u>	<u>GAIN OR (LOSS)</u>
<u>U. T. MEDICAL BRANCH - GALVESTON:</u>			
U. S. Treasury Bills	\$10,000,000.00	\$10,000,000.00	\$0.00
U. S. Government Obligations (Direct)	55,007,823.70	55,080,859.38	73,035.68
U. S. Government Agencies (Non-Gtd.)	350,556.07	351,562.22	1,006.15
Net Reduction of Short Term Securities	620,937.51	620,937.51	0.00
	<u>\$65,979,317.28</u>	<u>\$66,053,359.11</u>	<u>\$74,041.83</u>
<u>U. T. HEALTH SCIENCE CENTER - HOUSTON:</u>			
U. S. Government Agencies (Non-Gtd.)	\$80,093.96	\$80,314.77	\$220.81
Net Reduction of Short Term Securities	8,064,245.99	8,064,245.99	0.00
	<u>\$8,144,339.95</u>	<u>\$8,144,560.76</u>	<u>\$220.81</u>
<u>U. T. HEALTH SCIENCE CENTER - SAN ANTONIO:</u>			
U. S. Government Agencies (Non-Gtd.)	\$65,793.58	\$65,795.40	\$1.82
Net Reduction of Short Term Securities	4,536,164.12	4,536,164.12	0.00
	<u>\$4,601,957.70</u>	<u>\$4,601,959.52</u>	<u>\$1.82</u>
<u>U. T. SYSTEM CANCER CENTER - HOUSTON:</u>			
U. S. Government Agencies (Non-Gtd.)	\$378,069.10	\$378,954.40	\$885.30
Net Reduction of Short Term Securities	55,583,902.49	55,583,902.49	0.00
	<u>\$55,961,971.59</u>	<u>\$55,962,856.89</u>	<u>\$885.30</u>
<u>U. T. HEALTH CENTER - TYLER:</u>			
Net Reduction of Short Term Securities	\$21,197.23	\$21,197.23	\$0.00
<u>U. T. SYSTEM PUF BOND PROCEEDS:</u>			
U. S. Government Agencies (Non-Gtd.)	\$12,370,000.00	\$12,370,000.00	\$0.00
<u>U. T. SYSTEM REVENUE BOND PROCEEDS:</u>			
Net Reduction of Short Term Securities	\$1,074,504.37	\$1,074,504.37	\$0.00
<u>U. T. SYSTEM DEBT SERVICE:</u>			
Net Reduction of Short Term Securities	\$1,456,599.00	\$1,456,599.00	\$0.00

INSTITUTIONAL FUNDS
 DETAIL SCHEDULE OF SECURITIES ACQUIRED
 (February, 1993)

ISSUE AND FUND	PAR VALUE	TOTAL PRINCIPAL COST	YIELD AT COST
<u>U. T. SYSTEM:</u>			
Net Purchase of Short Term Securities	\$415,402.26	\$415,402.26	
<u>U. T. EL PASO:</u>			
Net Purchase of Short Term Securities	\$1,550,397.76	\$1,550,397.76	
<u>U. T. MEDICAL BRANCH - GALVESTON:</u>			
U. S. Treasury Bills			
2.885%, 5/20/93	\$15,000,000.00	\$14,895,418.75	2.89%
2.935%, 5/27/93	10,100,000.00	10,024,244.39	2.94%
3.085%, 7/29/93	30,000,000.00	29,544,962.50	3.09%
3.09%, 8/5/93	20,000,000.00	19,696,150.00	3.09%
2.99%, 8/19/93	5,000,000.00	4,926,080.56	2.99%
	<u>\$80,100,000.00</u>	<u>\$79,086,856.20</u>	<u>3.02%</u>
<u>U. T. HEALTH SCIENCE CENTER - SAN ANTONIO:</u>			
Federal Home Loan 8-1/4% Debs., 11/25/96	\$4,850,000.00	\$5,397,909.37	4.91%
<u>U. T. SYSTEM CANCER CENTER - HOUSTON:</u>			
U. S. Treasury Notes,			
4%, 9/30/94	\$9,795,000.00	\$9,837,853.13	3.71%
4-5/8%, 12/31/94	9,805,000.00	9,932,924.61	3.89%
7-3/4%, 3/31/96	8,890,000.00	9,719,270.31	4.49%
Federal Home Loan Bank			
8-1/4%, 11/25/96	8,870,000.00	9,820,753.13	5.08%
8.8%, 11/10/95	8,790,000.00	9,785,742.19	4.34%
8%, 7/10/96	9,000,000.00	9,905,625.00	4.74%
	<u>\$55,150,000.00</u>	<u>\$59,002,168.37</u>	<u>4.38%</u>
<u>U. T. SYSTEM PUF BOND PROCEEDS:</u>			
Net Purchase of Short Term Securities	\$8,257,188.78	\$8,257,188.78	

INSTITUTIONAL FUNDS
 SCHEDULE OF SECURITIES SOLD, CALLED OR MATURED
 (February, 1993)

ISSUE AND FUND	PAR VALUE	BOOK VALUE OF HOLDINGS	NET SALES PROCEEDS	GAIN OR (LOSS) OVER BOOK VALUE
<u>U. T. SYSTEM:</u>				
FHLMC Balloon Gold 7% PC, 4/1/97	\$4,314.08	\$4,290.64	\$4,314.08	\$23.44
<u>U. T. ARLINGTON:</u>				
Net Short Term Securities	\$2,900,153.09	\$2,900,153.09	\$2,900,153.09	\$0.00
<u>U. T. AUSTIN:</u>				
Net Short Term Securities	\$1,641,806.73	\$1,641,806.73	\$1,641,806.73	\$0.00
<u>U. T. DALLAS:</u>				
FHLMC Balloon Gold PC:				
7%, 11/1/96	\$2,243.69	\$2,241.03	\$2,243.69	\$2.66
7%, 4/1/97	19,048.59	19,044.95	19,048.59	3.64
Net Short Term Securities	45,381.29	45,381.29	45,381.29	0.00
	<u>\$66,673.57</u>	<u>\$66,667.27</u>	<u>\$66,673.57</u>	<u>\$6.30</u>
<u>U. T. EL PASO:</u>				
FHLMC Balloon Gold PC:				
8-1/2%, 3/1/96	\$56,271.11	\$56,271.11	\$56,271.11	\$0.00
8%, 5/1/96	35,853.00	35,702.08	35,853.00	150.92
7%, 11/1/96	4,487.39	4,482.08	4,487.39	5.31
	<u>\$96,611.50</u>	<u>\$96,455.27</u>	<u>\$96,611.50</u>	<u>\$156.23</u>
<u>U. T. PAN AMERICAN:</u>				
Net Short Term Securities	\$31,911.24	\$31,911.24	\$31,911.24	\$0.00
<u>U. T. SAN ANTONIO:</u>				
FHLMC Balloon Gold PC:				
8-1/2%, 3/1/96	\$28,135.60	\$28,135.56	\$28,135.56	\$0.00
7%, 11/1/96	4,487.39	4,482.08	4,487.39	5.31
7%, 4/1/97	28,572.89	28,567.44	28,572.89	5.45
Net Short Term Securities	2,806.21	2,806.21	2,806.21	0.00
	<u>\$64,002.09</u>	<u>\$63,991.29</u>	<u>\$64,002.05</u>	<u>\$10.76</u>
<u>U. T. HEALTH SCIENCE CENTER - DALLAS:</u>				
FHLMC Balloon Gold PC:				
7%, 11/1/96	\$22,436.97	\$22,410.41	\$22,436.97	\$26.56
Net Short Term Securities	4,800,930.48	4,800,930.48	4,800,930.48	0.00
	<u>\$4,823,367.45</u>	<u>\$4,823,340.89</u>	<u>\$4,823,367.45</u>	<u>\$26.56</u>

INSTITUTIONAL FUNDS
SCHEDULE OF SECURITIES SOLD, CALLED OR MATURED (Continued)
(February, 1993)

ISSUE AND FUND	PAR VALUE	BOOK VALUE OF HOLDINGS	NET SALES PROCEEDS	GAIN OR (LOSS) OVER BOOK VALUE
<u>U. T. MEDICAL BRANCH - GALVESTON:</u>				
U. S. Treasury Bills, 3.215%, 2/18/93	\$10,000,000.00	\$10,000,000.00	\$10,000,000.00	\$0.00
U. S. Treasury Notes, 4%, 9/30/93	55,000,000.00	55,007,823.70	55,080,859.38	73,035.68
FHLMC Balloon Gold PC: 8-1/2%, 3/1/96	112,542.22	112,542.22	112,542.22	0.00
8%, 5/1/96	239,020.00	238,013.85	239,020.00	1,006.15
Net Short Term Securities	620,937.51	620,937.51	620,937.51	0.00
	<u>\$65,972,499.73</u>	<u>\$65,979,317.28</u>	<u>\$66,053,359.11</u>	<u>\$74,041.83</u>
<u>U. T. HEALTH SCIENCE CENTER - HOUSTON:</u>				
FHLMC Balloon Gold PC: 8%, 5/1/96	\$47,804.00	\$47,602.77	\$47,804.00	\$201.23
7%, 11/1/96	13,462.18	13,446.24	13,462.18	15.94
7%, 4/1/97	19,048.59	19,044.95	19,048.59	3.64
Net Short Term Securities	8,064,245.99	8,064,245.99	8,064,245.99	0.00
	<u>\$8,144,560.76</u>	<u>\$8,144,339.95</u>	<u>\$8,144,560.76</u>	<u>\$220.81</u>
<u>U. T. HEALTH SCIENCE CENTER - SAN ANTONIO:</u>				
FHLMC Balloon Gold PC: 8-1/2%, 3/1/96	\$56,271.11	\$56,271.11	\$56,271.11	\$0.00
7%, 4/1/97	9,524.29	9,522.47	9,524.29	1.82
Net Short Term Securities	4,536,164.12	4,536,164.12	4,536,164.12	0.00
	<u>\$4,601,959.52</u>	<u>\$4,601,957.70</u>	<u>\$4,601,959.52</u>	<u>\$1.82</u>
<u>U. T. SYSTEM CANCER CENTER - HOUSTON:</u>				
FHLMC Balloon Gold PC: 8%, 5/1/96	\$191,216.00	\$190,411.08	\$191,216.00	\$804.92
7%, 11/1/96	44,873.95	44,820.83	44,873.95	53.12
7%, 4/1/97	142,864.45	142,837.19	142,864.45	27.26
Net Short Term Securities	55,583,902.49	55,583,902.49	55,583,902.49	0.00
	<u>\$55,962,856.89</u>	<u>\$55,961,971.59</u>	<u>\$55,962,856.89</u>	<u>\$885.30</u>
<u>U. T. HEALTH CENTER - TYLER:</u>				
Net Short Term Securities	\$21,197.23	\$21,197.23	\$21,197.23	\$0.00
<u>U. T. SYSTEM PUF BOND PROCEEDS:</u>				
FNMA Discount Notes, 3.95%, 2/1/93	\$12,370,000.00	\$12,370,000.00	\$12,370,000.00	\$0.00
<u>U. T. SYSTEM REVENUE BOND PROCEEDS:</u>				
Net Short Term Securities	\$1,074,504.37	\$1,074,504.37	\$1,074,504.37	\$0.00
<u>U. T. SYSTEM DEBT SERVICE:</u>				
Net Short Term Securities	\$1,456,599.00	\$1,456,599.00	\$1,456,599.00	\$0.00

INSTITUTIONAL FUNDS

REPORT ON SECURITIES TRANSACTIONS.--The following securities transactions have been made for the Institutional Funds in March, 1993. The Vice Chancellor for Asset Management recommends approval by the Board of Regents of these transactions.

INVESTMENTS ACQUIRED
(March, 1993)

<u>DESCRIPTION AND FUND</u>	<u>TOTAL</u>	<u>YIELD</u>
(DETAILED SCHEDULES FOLLOW)	<u>PRINCIPAL COST</u>	<u>AT COST</u>
<u>INSTITUTIONAL POOLED FUND:</u>		
U. S. Government Obligations (Direct)	\$84,065,305.48	4.02%
U. S. Government Obligations (Gtd.)	46,605,559.81	5.90%
U. S. Government Agencies (Non-Gtd)	105,157,664.07	4.93%
	<u>\$235,828,529.36</u>	<u>4.80%</u>

INSTITUTIONAL FUNDS
INVESTMENTS DISPOSED OF
(March, 1993)

<u>DESCRIPTION AND FUND</u> (DETAILED SCHEDULES FOLLOW)	<u>BOOK VALUE</u>	<u>TOTAL NET PROCEEDS</u>	<u>GAIN OR (LOSS)</u>
<u>INSTITUTIONAL POOLED FUND:</u>			
U. S. Government Obligations (Direct)	\$43,655,547.40	\$43,605,742.20	(\$49,805.20)
U. S. Government Agencies (Non-Gtd.)	1,181,488.11	1,173,201.33	(8,286.78)
Net Reduction of Short Term Securities	270,176,483.29	270,176,483.29	0.00
	<u>\$315,013,518.80</u>	<u>\$314,955,426.82</u>	<u>(\$58,091.98)</u>
<u>U. T. SYSTEM:</u>			
U. S. Government Obligations (Direct)	\$3,893,615.82	\$3,955,251.00	\$61,635.18
U. S. Government Agencies (Non-Gtd.)	1,225,201.67	1,267,857.67	42,656.00
Net Reduction of Short Term Securities	4,374,405.10	4,374,405.10	0.00
	<u>\$9,493,222.59</u>	<u>\$9,597,513.77</u>	<u>\$104,291.18</u>
<u>U. T. ARLINGTON:</u>			
U. S. Government Obligations (Direct)	\$2,995,000.00	\$2,995,000.00	\$0.00
Net Reduction of Short Term Securities	9,900,897.92	9,900,897.92	0.00
	<u>\$12,895,897.92</u>	<u>\$12,895,897.92</u>	<u>\$0.00</u>
<u>U. T. AUSTIN:</u>			
U. S. Government Agencies (Non-Gtd)	\$25,830,000.00	\$25,830,000.00	\$0.00
Net Reduction of Short Term Securities	29,798,157.20	29,798,157.20	0.00
	<u>\$55,628,157.20</u>	<u>\$55,628,157.20</u>	<u>\$0.00</u>
<u>U. T. DALLAS:</u>			
U. S. Government Obligations (Direct)	\$1,000,000.00	\$1,000,000.00	\$0.00
U. S. Government Agencies (Non-Gtd)	19,737.51	19,744.24	6.73
Net Reduction of Short Term Securities	1,824,506.12	1,824,506.12	0.00
	<u>\$2,844,243.63</u>	<u>\$2,844,250.36</u>	<u>\$6.73</u>
<u>U. T. EL PASO:</u>			
U. S. Government Agencies (Non-Gtd)	\$64,999.21	\$65,059.11	\$59.90
Net Reduction of Short Term Securities	667,793.76	667,793.76	0.00
	<u>\$732,792.97</u>	<u>\$732,852.87</u>	<u>\$59.90</u>

INSTITUTIONAL FUNDS
INVESTMENTS DISPOSED OF (Continued)
(March, 1993)

<u>DESCRIPTION AND FUND</u> (DETAILED SCHEDULES FOLLOW)	<u>BOOK VALUE</u>	<u>TOTAL NET PROCEEDS</u>	<u>GAIN OR (LOSS)</u>
<u>U. T. PAN AMERICAN:</u>			
U. S. Government Obligations (Direct)	\$13,942,461.35	\$14,111,862.15	\$169,400.80
U. S. Government Agencies (Non-Gtd)	2,076,048.11	2,099,250.00	23,201.89
Net Reduction of Short Term Securities	3,250,046.84	3,250,046.84	0.00
	<u>\$19,268,556.30</u>	<u>\$19,461,158.99</u>	<u>\$192,602.69</u>
<u>U. T. SAN ANTONIO:</u>			
U. S. Government Agencies (Non-Gtd)	\$54,367.41	\$54,379.26	\$11.85
Net Reduction of Short Term Securities	48,967.83	48,967.83	0.00
	<u>\$103,335.24</u>	<u>\$103,347.09</u>	<u>\$11.85</u>
<u>U. T. TYLER:</u>			
Net Reduction of Short Term Securities	\$0.05	\$0.05	\$0.00
<u>U. T. HEALTH SCIENCE CENTER - DALLAS:</u>			
U. S. Government Obligations (Direct)	\$4,970,000.00	\$4,970,000.00	\$0.00
U. S. Government Agencies (Non-Gtd.)	29,759.67	29,794.94	35.27
Net Reduction of Short Term Securities	9,354,458.76	9,354,458.76	0.00
	<u>\$14,354,218.43</u>	<u>\$14,354,253.70</u>	<u>\$35.27</u>
<u>U. T. MEDICAL BRANCH - GALVESTON:</u>			
U. S. Treasury Bills	\$49,416,095.83	\$49,416,095.83	\$0.00
U. S. Government Obligations (Direct)	4,987,728.48	5,023,964.06	36,235.58
U. S. Government Agencies (Non-Gtd.)	24,537,580.36	25,879,941.97	1,342,361.61
Net Reduction of Short Term Securities	4,876,823.01	4,876,823.01	0.00
	<u>\$83,818,227.68</u>	<u>\$85,196,824.87</u>	<u>\$1,378,597.19</u>
<u>U. T. HEALTH SCIENCE CENTER - HOUSTON:</u>			
U. S. Government Agencies (Non-Gtd.)	\$51,285.29	\$51,380.11	\$94.82
Net Reduction of Short Term Securities	6,525,277.71	6,525,277.71	0.00
	<u>\$6,576,563.00</u>	<u>\$6,576,657.82</u>	<u>\$94.82</u>
<u>U. T. HEALTH SCIENCE CENTER - SAN ANTONIO:</u>			
U. S. Government Obligations (Direct)	\$2,985,000.00	\$2,985,000.00	\$0.00
U. S. Government Agencies (Non-Gtd.)	54,927.10	54,928.70	1.60
Net Reduction of Short Term Securities	8,784,680.86	8,784,680.86	0.00
	<u>\$11,824,607.96</u>	<u>\$11,824,609.56</u>	<u>\$1.60</u>

INSTITUTIONAL FUNDS
 INVESTMENTS DISPOSED OF (Continued)
 (March, 1993)

<u>DESCRIPTION AND FUND</u>	<u>BOOK VALUE</u>	<u>TOTAL NET PROCEEDS</u>	<u>GAIN OR (LOSS)</u>
<u>(DETAILED SCHEDULES FOLLOW)</u>			
<u>U. T. SYSTEM CANCER CENTER - HOUSTON:</u>			
U. S. Government Obligations (Direct)	\$4,930,000.00	\$4,930,000.00	\$0.00
U. S. Government Agencies (Non-Gtd.)	251,902.73	252,279.11	376.38
Net Reduction of Short Term Securities	30,100,621.36	30,100,621.36	0.00
	<u>\$35,282,524.09</u>	<u>\$35,282,900.47</u>	<u>\$376.38</u>
 <u>U. T. HEALTH CENTER - TYLER:</u>			
Net Reduction of Short Term Securities	\$2,967,825.07	\$2,967,825.07	\$0.00
 <u>U. T. SYSTEM PUF BOND PROCEEDS:</u>			
Net Reduction of Short Term Securities	\$13,058,387.34	\$13,058,387.34	\$0.00
 <u>U. T. SYSTEM REVENUE BOND PROCEEDS:</u>			
Net Reduction of Short Term Securities	\$17,487,857.63	\$17,487,857.63	\$0.00
 <u>U. T. SYSTEM DEBT SERVICE:</u>			
Net Reduction of Short Term Securities	\$651,455.43	\$651,455.43	\$0.00

INSTITUTIONAL FUNDS
 DETAIL SCHEDULE OF SECURITIES ACQUIRED
 (March, 1993)

ISSUE AND FUND	PAR VALUE	TOTAL PRINCIPAL COST	YIELD AT COST
<u>INSTITUTIONAL POOLED FUND:</u>			
U. S. Treasury Notes:			
8-5/8%, 8/15/94	\$8,780,000.00	\$9,404,203.13	3.58%
8-1/4%, 11/15/94	12,010,000.00	12,899,490.63	3.72%
7-3/4%, 2/15/95	11,240,000.00	12,058,412.50	3.85%
8-1/2%, 5/15/95	10,205,000.00	11,174,475.00	3.95%
8-1/2%, 8/15/95	9,385,000.00	10,349,895.31	4.06%
8-1/2%, 11/15/95	8,585,000.00	9,522,642.97	4.18%
9-1/4%, 1/15/96	5,805,000.00	6,572,348.44	4.31%
7-3/8%, 5/15/96	5,280,000.00	5,729,212.50	4.49%
8%, 10/15/96	4,460,000.00	4,947,812.50	4.68%
8-5/8%, 8/15/97	1,230,000.00	1,406,812.50	4.99%
Total - U. S. Government Obligations (Direct)	76,980,000.00	84,065,305.48	4.02%
Agency for International Development			
Israel 4-3/8%, 3/15/96	5,000,000.00	4,986,718.75	4.47%
Government Backed Trust Greece 8%, 5/15/98	12,023,159.12	13,139,389.20	5.90%
Government Backed Trust Israel 8-7/8%, 5/15/95	8,475,958.13	8,939,932.08	6.17%
9-1/4%, 11/15/96	17,754,000.00	19,539,519.78	6.15%
Total - U. S. Government Obligations (Gtd.)	43,253,117.25	46,605,559.81	5.90%
Federal Home Loan Bank			
3.89%, 8/26/94	10,000,000.00	10,047,656.25	3.55%
Federal Home Loan Mtge. 7.14%, 5/1/97	10,000,000.00	10,564,062.50	5.59%
8-1/8%, 9/30/96	5,000,000.00	5,533,200.00	4.78%
Federal National Mtge. 7.9%, 8/12/96	9,500,000.00	10,447,031.25	4.71%
8-5/8%, 9/10/96	15,000,000.00	16,779,296.88	4.84%
8.45%, 10/21/96	9,000,000.00	10,054,687.50	4.84%
7.6%, 1/10/97	8,975,000.00	9,799,218.75	4.93%
7%, 4/10/97	16,020,000.00	16,876,068.75	5.51%
6-3/4%, 4/22/97	3,315,000.00	3,528,403.13	5.01%
8.95%, 7/10/97	10,075,000.00	11,528,039.06	5.15%
Total - U. S. Government Agencies (Non-Gtd)	96,885,000.00	105,157,664.07	4.93%
TOTAL - Institutional Pooled Fund	\$217,118,117.25	\$235,828,529.36	4.80%

INSTITUTIONAL FUNDS
SCHEDULE OF SECURITIES SOLD, CALLED OR MATURED
(March, 1993)

ISSUE AND FUND	PAR VALUE	BOOK VALUE OF HOLDINGS	NET SALES PROCEEDS	GAIN OR (LOSS) OVER BOOK VALUE
<u>INSTITUTIONAL POOLED FUND:</u>				
U. S. Treasury Notes:				
7%, 6/30/93	\$2,895,000.00	\$2,929,527.43	\$2,930,735.16	\$1,207.73
6-7/8%, 7/31/93	1,000,000.00	1,014,464.12	1,014,843.75	379.63
6-3/8%, 8/31/93	1,000,000.00	1,014,719.45	1,015,312.50	593.05
6-1/8%, 9/30/93	1,000,000.00	1,016,014.27	1,016,640.63	626.36
6%, 10/31/93	1,000,000.00	1,017,151.03	1,017,890.63	739.60
5-1/2%, 11/30/93	1,025,000.00	1,041,070.82	1,041,976.56	905.74
5-3/8%, 2/28/94	1,860,000.00	1,895,067.28	1,897,200.00	2,132.72
5-3/4%, 3/31/94	1,000,000.00	1,023,941.89	1,025,312.50	1,370.61
5-3/8%, 4/30/94	1,000,000.00	1,020,903.50	1,022,187.50	1,284.00
8-1/2%, 5/15/95	8,805,000.00	9,631,117.29	9,601,577.34	(29,539.95)
5-7/8%, 5/15/95	1,000,000.00	1,038,889.90	1,042,812.50	3,922.60
8-1/2%, 8/15/95	9,385,000.00	10,340,591.72	10,300,037.50	(40,554.22)
7-3/8%, 5/15/96	5,280,000.00	5,726,679.06	5,732,100.00	5,420.94
8%, 10/15/96	4,460,000.00	4,945,409.64	4,947,115.63	1,705.99
<hr/>				
Total - U. S. Government Obligations (Dir)	40,710,000.00	43,655,547.40	43,605,742.20	(49,805.20)
<hr/>				
FHLB Discount Notes, 4.18%, 4/20/93	1,000,000.00	996,416.67	996,416.67	0.00
FHLMC Balloon Gold 8-1/2%, PC, 3/1/96	93,092.66	97,456.38	93,092.66	(4,363.72)
FHLMC Balloon Gold 8%, PC, 5/1/96	83,692.00	87,615.06	83,692.00	(3,923.06)
<hr/>				
Total - U. S. Government Agencies (Non-Gtd)	1,176,784.66	1,181,488.11	1,173,201.33	(8,286.78)
<hr/>				
Net Short Term Securities	270,176,483.29	270,176,483.29	270,176,483.29	0.00
	<u>\$312,063,267.95</u>	<u>\$315,013,518.80</u>	<u>\$314,955,426.82</u>	<u>(\$58,091.98)</u>
<hr/>				
<u>U. T. SYSTEM:</u>				
U. S. Treasury Notes:				
5%, 12/31/93	\$1,000,000.00	\$999,258.29	\$1,012,810.00	\$13,551.71
5%, 6/30/94	600,000.00	599,257.40	610,782.00	11,524.60
5-1/2%, 2/15/95	1,100,000.00	1,119,274.41	1,131,801.00	12,526.59
8-1/2%, 5/15/95	1,100,000.00	1,175,825.72	1,199,858.00	24,032.28
FHLB Debs., 7-1/2%, 12/27/93	700,000.00	699,772.62	721,217.00	21,444.38
FNMA Debs., 7.45%, 7/11/94	520,000.00	522,852.46	544,050.00	21,197.54
FMHLC Balloon, 7%, 4/1/97	2,590.67	2,576.59	2,590.67	14.08
Net Short Term Securities	4,374,405.16	4,374,405.16	4,374,405.16	0.00
	<u>\$9,396,995.83</u>	<u>\$9,493,222.65</u>	<u>\$9,597,513.83</u>	<u>\$104,291.18</u>
<hr/>				
<u>U. T. ARLINGTON:</u>				
U. S. Treasury Notes:				
6-3/4%, 2/28/93	\$2,010,000.00	\$2,010,000.00	\$2,010,000.00	\$0.00
7-1/8%, 3/31/93	985,000.00	985,000.00	985,000.00	.00
Net Short Term Securities	9,900,897.92	9,900,897.92	9,900,897.92	0.00
	<u>\$12,895,897.92</u>	<u>\$12,895,897.92</u>	<u>\$12,895,897.92</u>	<u>\$0.00</u>

INSTITUTIONAL FUNDS
 SCHEDULE OF SECURITIES SOLD, CALLED OR MATURED (Continued)
 (March, 1993)

ISSUE AND FUND	PAR VALUE	BOOK VALUE OF HOLDINGS	NET SALES PROCEEDS	GAIN OR (LOSS) OVER BOOK VALUE
U. T. AUSTIN:				
FNMA Discount Notes 3.24%, 3/17/93	\$14,940,000.00	\$14,940,000.00	\$14,940,000.00	\$0.00
FNMA Discount Notes 3.28%, 3/19/93	10,890,000.00	10,890,000.00	10,890,000.00	0.00
Net Short Term Securities	29,798,157.20	29,798,157.20	29,798,157.20	0.00
	<u>\$55,628,157.20</u>	<u>\$55,628,157.20</u>	<u>\$55,628,157.20</u>	<u>\$0.00</u>
U. T. DALLAS:				
U. S. Treasury Notes, 6-3/4%, 2/28/93	\$1,000,000.00	\$1,000,000.00	\$1,000,000.00	\$0.00
FHLMC Balloon Gold PC: 7%, 11/1/96	2,979.49	2,975.96	2,979.49	3.53
7%, 4/1/97	16,764.75	16,761.55	16,764.75	3.20
Net Short Term Securities	1,824,506.12	1,824,506.12	1,824,506.12	0.00
	<u>\$2,844,250.36</u>	<u>\$2,844,243.63</u>	<u>\$2,844,250.36</u>	<u>\$6.73</u>
U. T. EL PASO:				
FHLMC Balloon Gold PC: 8-1/2%, 3/1/96	\$46,546.33	\$46,546.33	\$46,546.33	\$0.00
8%, 5/1/96	12,553.80	12,500.95	12,553.80	52.85
7%, 11/1/96	5,958.98	5,951.93	5,958.98	7.05
Net Short Term Securities	667,793.76	667,793.76	667,793.76	0.00
	<u>\$732,852.87</u>	<u>\$732,792.97</u>	<u>\$732,852.87</u>	<u>\$59.90</u>
U. T. PAN AMERICAN:				
U. S. Treasury Notes: 7%, 6/30/93	\$2,895,000.00	\$2,914,995.02	\$2,931,650.70	\$16,655.68
6-5/8%, 7/31/93	1,000,000.00	1,011,395.38	1,015,160.00	3,764.62
6-3/8%, 8/31/93	1,000,000.00	1,012,512.48	1,015,310.00	2,797.52
6-1/8%, 9/30/93	1,000,000.00	1,012,582.93	1,016,560.00	3,977.07
6%, 10/31/93	1,000,000.00	1,012,958.45	1,017,660.00	4,701.55
5-1/2%, 11/30/93	1,025,000.00	1,038,375.56	1,041,492.25	3,116.69
5-3/8%, 2/28/94	1,860,000.00	1,889,231.24	1,895,749.20	6,517.96
5-3/4%, 3/31/94	1,000,000.00	1,002,032.91	1,024,370.00	22,337.09
5-3/8%, 4/30/94	1,000,000.00	999,095.13	1,021,250.00	22,154.87
8-1/2%, 5/15/95	1,000,000.00	1,047,565.98	1,093,440.00	45,874.02
5-7/8%, 5/15/95	1,000,000.00	1,001,716.27	1,039,220.00	37,503.73
FHLB Discount Notes 4.18%, 4/20/93	1,000,000.00	995,810.00	995,810.00	0.00
Federal Home Loan Bank 8-5/8%, 6/26/95	1,000,000.00	1,080,238.11	1,103,440.00	23,201.89
Net Short Term Securities	3,250,046.84	3,250,046.84	3,250,046.84	0.00
	<u>\$19,030,046.84</u>	<u>\$19,268,556.30</u>	<u>\$19,461,158.99</u>	<u>\$192,602.69</u>
U. T. SAN ANTONIO:				
FHLMC Balloon Gold PC: 8-1/2%, 3/1/96	\$23,273.16	\$23,273.16	\$23,273.16	\$0.00
7%, 11/1/96	5,958.98	5,951.93	5,958.98	7.05
7%, 4/1/97	25,147.12	25,142.32	25,147.12	4.80
Net Short Term Securities	48,967.83	48,967.83	48,967.83	0.00
	<u>\$103,347.09</u>	<u>\$103,335.24</u>	<u>\$103,347.09</u>	<u>\$11.85</u>

INSTITUTIONAL FUNDS
 SCHEDULE OF SECURITIES SOLD, CALLED OR MATURED (Continued)
 (March, 1993)

ISSUE AND FUND	PAR VALUE	BOOK VALUE OF HOLDINGS	NET SALES PROCEEDS	GAIN OR (LOSS) OVER BOOK VALUE
<u>U. T. TYLER:</u>				
Net Short Term Securities	\$0.05	\$0.05	\$0.05	\$0.00
<u>U. T. HEALTH SCIENCE CENTER - DALLAS:</u>				
U. S. Treasury Notes, 7-1/8%, 3/31/93	\$4,970,000.00	\$4,970,000.00	\$4,970,000.00	\$0.00
FHLMC Balloon Gold PC: 7%, 11/1/96	29,794.94	29,759.67	29,794.94	35.27
Net Short Term Securities	9,354,458.76	9,354,458.76	9,354,458.76	0.00
	<u>\$14,354,253.70</u>	<u>\$14,354,218.43</u>	<u>\$14,354,253.70</u>	<u>\$35.27</u>
<u>U. T. MEDICAL BRANCH - GALVESTON:</u>				
U. S. Treasury Bills:				
2.935%, 5/27/93	\$10,000,000.00	\$9,929,070.83	\$9,929,070.83	\$0.00
3.085%, 7/29/93	20,000,000.00	19,750,000.00	19,750,000.00	0.00
3.09%, 8/5/93	20,000,000.00	19,737,025.00	19,737,025.00	0.00
U. S. Treasury Notes, 4-1/4%, 7/31/94	4,980,000.00	4,987,728.48	5,023,964.06	36,235.58
FHLMC Notes				
8-1/2%, 3/1/96	2,563,928.57	2,563,928.57	2,684,112.72	120,184.15
8%, 5/1/96	6,982,576.00	6,955,597.60	7,309,884.25	354,286.65
FNMA Note 8.656%, 7/1/94	15,000,000.00	15,018,054.19	15,885,945.00	867,890.81
Net Short Term Securities	4,876,823.01	4,876,823.01	4,876,823.01	0.00
	<u>\$84,403,327.58</u>	<u>\$83,818,227.68</u>	<u>\$85,196,824.87</u>	<u>\$1,378,597.19</u>
<u>U. T. HEALTH SCIENCE CENTER - HOUSTON:</u>				
FHLMC Balloon Gold PC:				
8%, 5/1/96	\$16,738.40	\$16,667.94	\$16,738.40	\$70.46
7%, 11/1/96	17,876.96	17,855.80	17,876.96	21.16
7%, 4/1/97	16,764.75	16,761.55	16,764.75	3.20
Net Short Term Securities	6,525,277.71	6,525,277.71	6,525,277.71	0.00
	<u>\$6,576,657.82</u>	<u>\$6,576,563.00</u>	<u>\$6,576,657.82</u>	<u>\$94.82</u>
<u>U. T. HEALTH SCIENCE CENTER - SAN ANTONIO:</u>				
U. S. Treasury Notes,				
6-3/4%, 2/28/93	\$1,000,000.00	\$1,000,000.00	\$1,000,000.00	\$0.00
7-1/8%, 3/31/93	1,985,000.00	1,985,000.00	1,985,000.00	0.00
FHLMC Balloon Gold PC:				
8-1/2%, 3/1/96	46,546.33	46,546.33	46,546.33	0.00
7%, 4/1/97	8,382.37	8,380.77	8,382.37	1.60
Net Short Term Securities	8,784,680.86	8,784,680.86	8,784,680.86	0.00
	<u>\$11,824,609.56</u>	<u>\$11,824,607.96</u>	<u>\$11,824,609.56</u>	<u>\$1.60</u>

INSTITUTIONAL FUNDS
 SCHEDULE OF SECURITIES SOLD, CALLED OR MATURED (Continued)
 (March, 1993)

ISSUE AND FUND	PAR VALUE	BOOK VALUE OF HOLDINGS	NET SALES PROCEEDS	GAIN OR (LOSS) OVER BOOK VALUE
<u>U. T. SYSTEM CANCER CENTER - HOUSTON:</u>				
U. S. Treasury Notes, 7-1/8%, 3/31/93	\$4,930,000.00	\$4,930,000.00	\$4,930,000.00	\$0.00
FHLMC Balloon Gold PC:				
8%, 5/1/96	66,953.60	66,671.76	66,953.60	281.84
7%, 11/1/96	59,589.87	59,519.32	59,589.87	70.55
7%, 4/1/97	125,735.64	125,711.65	125,735.64	23.99
Net Short Term Securities	30,100,621.36	30,100,621.36	30,100,621.36	0.00
	<u>\$35,282,900.47</u>	<u>\$35,282,524.09</u>	<u>\$35,282,900.47</u>	<u>\$376.38</u>
<u>U. T. HEALTH CENTER - TYLER:</u>				
Net Short Term Securities	\$2,967,825.07	\$2,967,825.07	\$2,967,825.07	\$0.00
<u>U. T. SYSTEM PUF BOND PROCEEDS:</u>				
Net Short Term Securities	\$13,058,387.34	\$13,058,387.34	\$13,058,387.34	\$0.00
<u>U. T. SYSTEM REVENUE BOND PROCEEDS:</u>				
Net Short Term Securities	\$17,487,857.63	\$17,487,857.63	\$17,487,857.63	\$0.00
<u>U. T. SYSTEM DEBT SERVICE:</u>				
Net Short Term Securities	\$651,455.43	\$651,455.43	\$651,455.43	\$0.00

V. OTHER TRUST AND SPECIAL FUNDS

OTHER TRUST AND SPECIAL FUNDS

REPORT ON SECURITIES TRANSACTIONS.--The following securities transactions have been made for the Trust and Special Funds not in the Common Trust Fund, Medical Liability Self-Insurance Fund or Institutional Fund in February, 1993. The Vice Chancellor for Asset Management recommends approval by the Board of Regents of these transactions.

INVESTMENTS ACQUIRED
(February, 1993)

<u>DESCRIPTION AND FUND</u>	<u>TOTAL PRINCIPAL COST</u>	<u>YIELD AT COST</u>
<u>(DETAILED SCHEDULES FOLLOW)</u>		
<u>DEBT SECURITIES:</u>		
<u>FOREIGN GOVERNMENTS:</u>		
Pan American University Endowment Fund	\$50,000.00	7.38%
UTHSC - D - Lydia K. Karcher Fund for Medical Excellence	15,000.00	7.38%
The Robert & Alma Moreton 1983 Unitrust	50,000.00	7.38%
Michener 1990 Charitable Trust	100,000.00	7.38%
Bownds Family Charitable Remainder Trust	30,000.00	7.38%
UTMB - G - Dr. Seymour & Carmen Fisher Charitable Remainder Annuity Trust	40,000.00	7.38%
Ima Hogg Foundation	90,000.00	7.38%
Robertson Poth Foundation	100,000.00	7.38%
Winedale Stagecoach Inn Fund	25,000.00	7.38%
	<u>\$500,000.00</u>	<u>7.38%</u>
 <u>MUNICIPAL AND COUNTY BONDS:</u>		
Medical-Dental Self Insurance Fund	\$634,249.00	5.00%
 <u>EQUITY SECURITIES:</u>		
<u>COMMON STOCK:</u>		
Ima Hogg Foundation	\$846,016.00	3.03%
 <u>MUTUAL FUND:</u>		
Marlene and Morton Meyerson Centennial Chair	\$7,500.00	
Michener 1990 Charitable Trust	229,907.41	
	<u>\$237,407.41</u>	N/A(1)
 <u>NET PURCHASE OF SHORT TERM SECURITIES</u>		
	<u>BOOK VALUE</u>	
Designated Funds	\$3,949.18	
Current Restricted Funds	2,347,272.77	
Other Endowment Funds	5,903,426.61	
Agency Funds	1,367,193.97	
TOTAL	<u>\$9,621,842.53</u>	

(1) Current yield is not calculated on Mutual Funds since scheduled income payments are not fixed at a constant rate.

OTHER TRUST AND SPECIAL FUNDS
INVESTMENTS DISPOSED OF
(February, 1993)

<u>DESCRIPTION AND FUND</u> (DETAILED SCHEDULES FOLLOW)	<u>BOOK VALUE</u>	<u>TOTAL NET PROCEEDS</u>	<u>GAIN OR (LOSS)</u>
<u>DEBT SECURITIES</u>			
<u>U. S. GOVERNMENT OBLIGATIONS (Direct):</u>			
Nasser I. Al-Rashid Centennial Professorship in Transportation Engineering	\$125,000.00	\$125,000.00	\$0.00
Ernest Cockrell, Jr. Centennial Chair in Engineering	395,000.00	395,000.00	0.00
Virginia and Ernest Cockrell, Jr. Scholarships in Engineering	180,000.00	180,000.00	0.00
Richard B. Curran Centennial Chair in Engineering	395,000.00	395,000.00	0.00
George H. Fancher Professorship in Petroleum Engineering	25,000.00	25,000.00	0.00
J. H. Herring Centennial Professorship in Petroleum Engineering	33,000.00	33,000.00	0.00
Frank W. Jessen Professorship in Petroleum Engineering	59,000.00	59,000.00	0.00
Schlumberger Centennial Chair in Electrical Engineering	188,000.00	188,000.00	0.00
Oryx Energy Company Centennial Fellowship #1 in Petroleum Engineering	40,000.00	40,000.00	0.00
Texas Atomic Energy Research Foundation Professorship in Engineering	26,000.00	26,000.00	0.00
Clare Cockrell Williams Centennial Chair in Engineering	395,000.00	395,000.00	0.00
UT - EP - Frank B. Cotton Trust Endowment Account	50,000.00	50,000.00	0.00
	<u>\$1,911,000.00</u>	<u>\$1,911,000.00</u>	<u>\$0.00</u>
<u>CORPORATE BONDS:</u>			
J. Marion West Chair for Constructive Capitalism	\$3,282.39	\$3,575.87	\$293.48
Mike and Maxine K. Mebane Endowed Traveling Scholarship in Architecture	3,103.19	3,289.80	186.61
Jack G. Taylor Endowment Fund	2,822.85	3,075.25	252.40
Sam Rayburn Library Endowment	50,000.00	50,000.00	0.00
UT - D - Philatelic Endowment Fund	1,640.48	1,787.93	147.45
UT - EP - Frank B. Cotton Trust Endowment Account	6,564.77	7,151.74	586.97
Pooled Income Fund	1,766.23	1,930.97	164.74
Robert and Alma Moreton 1983 Unitrust	1,635.40	1,787.93	152.53
Ima Hogg Foundation	10,831.88	11,800.37	968.49
Robertson Poth Foundation	10,086.54	10,727.61	641.07
Winedale Stagecoach Inn Fund	2,363.31	2,574.63	211.32
	<u>\$94,097.04</u>	<u>\$97,702.10</u>	<u>\$3,605.06</u>

OTHER TRUST AND SPECIAL FUNDS
 INVESTMENTS DISPOSED OF (Continued)
 (February, 1993)

DESCRIPTION AND FUND (DETAILED SCHEDULES FOLLOW)	BOOK VALUE	TOTAL NET PROCEEDS	GAIN OR (LOSS)
<u>EQUITY SECURITIES:</u>			
<u>COMMON STOCKS:</u>			
Par American			
University Endowment	\$65,356.80	\$81,750.27	\$16,393.47
Ima Hogg Foundation	405,405.86	776,550.25	371,144.39
Robertson Poth Foundation	102,778.70	128,719.19	25,940.49
	\$573,541.36	\$987,019.71	\$413,478.35
 Securities Received by Gift or Bequest		 \$37,808.56	
TOTAL - All Securities		\$3,033,530.37	
 <u>NET REDUCTION OF SHORT TERM SECURITIES</u>		 TOTAL NET PROCEEDS (BOOK VALUE)	
Annuity and Life Income Funds		\$400,558.36	
Estates and Held in Trust By Others		41,406.07	
TOTAL		\$441,964.43	

OTHER TRUST AND SPECIAL FUNDS
SCHEDULE OF SECURITIES PURCHASED
(February, 1993)

ISSUE AND FUND	PAR VALUE	TOTAL PRINCIPAL COST	YIELD AT COST
<u>DEBT SECURITIES</u>			
<u>PAN AMERICAN UNIVERSITY ENDOWMENT FUND:</u>			
Quebec Hydro Electric Commission 7-3/8% Debs., 2/1/03	\$50,000.00	\$50,000.00	7.38%
<u>U.T. HEALTH SCIENCE CENTER - DALLAS - LYDIA K. KARCHER FUND FOR MEDICAL EXCELLENCE:</u>			
Quebec Hydro Electric Commission 7-3/8% Debs., 2/1/03	\$15,000.00	\$15,000.00	7.38%
<u>THE ROBERT AND ALMA MORETON 1983 UNITRUST:</u>			
Quebec Hydro Electric Commission 7-3/8% Debs., 2/1/03	\$50,000.00	\$50,000.00	7.38%
<u>MICHENER 1990 CHARITABLE TRUST:</u>			
Quebec Hydro Electric Commission 7-3/8% Debs., 2/1/03	\$100,000.00	\$100,000.00	7.38%
<u>BOWNS FAMILY CHARITABLE REMAINDER TRUST:</u>			
Quebec Hydro Electric Commission 7-3/8% Debs., 2/1/03	\$30,000.00	\$30,000.00	7.38%
<u>U. T. MEDICAL BRANCH - GALVESTON - DR. SEYMOUR AND CARMEN FISHER CHARITABLE REMAINDER ANNUITY TRUST:</u>			
Quebec Hydro Electric Commission 7-3/8% Debs., 2/1/03	\$40,000.00	\$40,000.00	7.38%
<u>MEDICAL-DENTAL SELF INSURANCE FUND:</u>			
Hurst-Eules-Bedford ISD (Taxable) Unlimited Tax 1993, 2/15/95	\$700,000.00	\$634,249.00	5.00%
<u>IMA HOGG FOUNDATION:</u>			
Quebec Hydro Electric Commission 7-3/8% Debs., 2/1/03	\$90,000.00	\$90,000.00	7.38%
<u>ROBERTSON POTH FOUNDATION:</u>			
Quebec Hydro Electric Commission 7-3/8% Debs., 2/1/03	\$100,000.00	\$100,000.00	7.38%
<u>WINE DALE STAGECOACH INN FUND:</u>			
Quebec Hydro Electric Commission 7-3/8% Debs., 2/1/03	\$25,000.00	\$25,000.00	7.38%

OTHER TRUST AND SPECIAL FUNDS
 SCHEDULE OF SECURITIES PURCHASED (Continued)
 (February, 1993)

<u>ISSUE AND FUND</u>	<u>NO. OF SHARES</u>	<u>TOTAL PRINCIPAL COST</u>	<u>YIELD AT COST</u>
<u>EQUITIES SECURITIES:</u>			
<u>COMMON STOCKS:</u>			
Continuum	1,800	\$31,608.00	0.00%
IMCO Recycling	17,500	261,373.00	0.00%
Ohio Casualty	3,800	255,550.00	3.99%
Texaco	4,000	247,240.00	5.18%
United Dominion Realty Trust	2,000	50,245.00	5.25%
		<u>\$846,016.00</u>	<u>3.03%</u>
<u>MUTUAL FUNDS:</u>			
<u>MARLENE AND MORTON MEYERSON CENTENNIAL CHAIR:</u>			
=====			
Fidelity Fund	381.29	<u>\$7,500.00</u>	N/A (1)
<u>MICHENER 1990 CHARITABLE TRUST:</u>			
=====			
Fidelity Fund	12,068.63	<u>\$229,907.41</u>	N/A (1)

(1) Current yield is not calculated on Mutual Funds since scheduled income payments are not fixed at a constant rate.

OTHER TRUST AND SPECIAL FUNDS
 SCHEDULE OF SECURITIES SOLD, CALLED OR MATURED
 (February, 1993)

ISSUE AND FUND	PAR VALUE	BOOK VALUE OF HOLDINGS	NET SALES PROCEEDS	GAIN OR (LOSS) OVER BOOK VALUE
DEBT SECURITIES				
NASSER I. AL-RASHID CENTENNIAL PROFESSORSHIP IN TRANSPORTAION ENGINEERING:				
U. S. Treasury Notes, 10-7/8%, 2/15/93	\$125,000.00	\$125,000.00	\$125,000.00	\$0.00
ERNEST COCKRELL, JR. CENTENNIAL CHAIR IN ENGINEERING:				
U. S. Treasury Notes, 10-7/8%, 2/15/93	\$395,000.00	\$395,000.00	\$395,000.00	\$0.00
VIRGINIA AND ERNEST COCKRELL, JR. SCHOLARSHIPS IN ENGINEERING:				
U. S. Treasury Notes, 10-7/8%, 2/15/93	\$180,000.00	\$180,000.00	\$180,000.00	\$0.00
RICHARD B. CURRAN CENTENNIAL CHAIR IN ENGINEERING:				
U. S. Treasury Notes, 10-7/8%, 2/15/93	\$395,000.00	\$395,000.00	\$395,000.00	\$0.00
GEORGE H. FANCHER PROFESSORSHIP IN PETROLEUM ENGINEERING:				
U. S. Treasury Notes, 10-7/8%, 2/15/93	\$25,000.00	\$25,000.00	\$25,000.00	\$0.00
J. H. HERRING CENTENNIAL PROFESSORSHIP IN PETROLEUM ENGINEERING:				
U. S. Treasury Notes, 10-7/8%, 2/15/93	\$33,000.00	\$33,000.00	\$33,000.00	\$0.00
FRANK W. JESSEN PROFESSORSHIP IN PETROLEUM ENGINEERING:				
U. S. Treasury Notes, 10-7/8%, 2/15/93	\$59,000.00	\$59,000.00	\$59,000.00	\$0.00
SCHLUMBERGER CENTENNIAL CHAIR IN ELECTRICAL ENGINEERING:				
U. S. Treasury Notes, 10-7/8%, 2/15/93	\$188,000.00	\$188,000.00	\$188,000.00	\$0.00

OTHER TRUST AND SPECIAL FUNDS
 SCHEDULE OF SECURITIES SOLD, CALLED OR MATURED (Continued)
 (February, 1993)

ISSUE AND FUND	PAR VALUE	BOOK VALUE OF HOLDINGS	NET SALES PROCEEDS	GAIN OR (LOSS) OVER BOOK VALUE
<u>DEBT SECURITIES (Continued)</u>				
<u>ORYX ENERGY COMPANY CENTENNIAL FELLOWSHIP #1 IN PETROLEUM ENGINEERING:</u>				
U. S. Treasury Notes, 10-7/8%, 2/15/93	\$40,000.00	\$40,000.00	\$40,000.00	\$0.00
<u>TEXAS ATOMIC ENERGY RESEARCH FOUNDATION PROFESSORSHIP IN ENGINEERING:</u>				
U. S. Treasury Notes, 10-7/8%, 2/15/93	\$26,000.00	\$26,000.00	\$26,000.00	\$0.00
<u>CLARE COCKRELL WILLIAMS CENTENNIAL CHAIR IN ENGINEERING:</u>				
U. S. Treasury Notes, 10-7/8%, 2/15/93	\$395,000.00	\$395,000.00	\$395,000.00	\$0.00
<u>J. MARION WEST CHAIR FOR CONSTRUCTIVE CAPITALISM:</u>				
Coll Mtg CMO 40C 8.8% GNMA CMO C1 C 4/1/18	\$3,575.87	\$3,282.39	\$3,575.87	\$293.48
<u>MIKE AND MAXINE K. MEBANE ENDOWED TRAVELING SCHOLARSHIP IN ARCHITECTURE:</u>				
Coll Mtg CMO 40C 8.8% GNMA CMO C1 C 4/1/18	\$3,289.80	\$3,103.19	\$3,289.80	\$186.61
<u>JACK G. TAYLOR ENDOWMENT FUND:</u>				
Coll Mtg CMO 40C 8.8% GNMA CMO C1 C 4/1/18	\$3,075.25	\$2,822.85	\$3,075.25	\$252.40
<u>SAM RAYBURN LIBRARY ENDOWMENT:</u>				
Security Pacific 8-3/8% Notes, 2/1/93	\$50,000.00	\$50,000.00	\$50,000.00	\$0.00
<u>U. T. DALLAS - PHILATELIC ENDOWMENT FUND:</u>				
Coll Mtg CMO 40C 8.8% GNMA CMO C1 C 4/1/18	\$1,787.93	\$1,640.48	\$1,787.93	\$147.45

OTHER TRUST AND SPECIAL FUNDS
 SCHEDULE OF SECURITIES SOLD, CALLED OR MATURED (Continued)
 (February, 1993)

ISSUE AND FUND	PAR VALUE OR NO. OF SHARES	BOOK VALUE OF HOLDINGS	NET SALES PROCEEDS	GAIN OR (LOSS) OVER BOOK VALUE
<u>DEBT SECURITIES (Continued)</u>				
U. T. EL PASO - FRANK B. COTTON TRUST:				
=====				
U. S. Treasury Notes, 10-7/8%, 2/15/93	\$50,000.00	\$50,000.00	\$50,000.00	\$0.00
Coll Mtg CMO 40C 8.8% GNMA CMO C1 C 4/1/18	7,151.74	6,564.77	7,151.74	586.97
	<u>\$57,151.74</u>	<u>\$56,564.77</u>	<u>\$57,151.74</u>	<u>\$586.97</u>
=====				
POOLED INCOME FUND:				
=====				
Coll Mtg CMO 40C 8.8% GNMA CMO C1 C 4/1/18	\$1,930.97	\$1,766.23	\$1,930.97	\$164.74
=====				
ROBERT AND ALMA MORETON 1983 UNITRUST:				
=====				
Coll Mtg CMO 40C 8.8% GNMA CMO C1 C 4/1/18	\$1,787.93	\$1,635.40	\$1,787.93	\$152.53
=====				
IMA HOGG FOUNDATION:				
=====				
Coll Mtg CMO 40C 8.8% GNMA CMO C1 C 4/1/18	\$11,800.37	\$10,831.88	\$11,800.37	\$968.49
=====				
ROBERTSON POTH FOUNDATION:				
=====				
Coll Mtg CMO 40C 8.8% GNMA CMO C1 C 4/1/18	\$10,727.61	\$10,086.54	\$10,727.61	\$641.07
=====				
WINEDALE STAGECOACH INN FUND:				
=====				
Coll Mtg CMO 40C 8.8% GNMA CMO C1 C 4/1/18	\$2,574.63	\$2,363.31	\$2,574.63	\$211.32
=====				
<u>EQUITY SECURITIES</u>				
<u>COMMON STOCKS</u>				
PAN AMERICAN UNIVERSITY ENDOWMENT:				
=====				
Lockheed	600	\$28,461.00	\$36,562.78	\$8,101.78
May Department Stores	600	36,895.80	45,187.49	8,291.69
		<u>\$65,356.80</u>	<u>\$81,750.27</u>	<u>\$16,393.47</u>
=====				

OTHER TRUST AND SPECIAL FUNDS
 SCHEDULE OF SECURITIES SOLD, CALLED OR MATURED (Continued)
 (February, 1993)

ISSUE AND FUND	NO. OF SHARES	BOOK VALUE OF HOLDINGS	NET SALES PROCEEDS	GAIN OR (LOSS) OVER BOOK VALUE
<u>COMMON STOCKS (Continued)</u>				
<u>IMA HOGG FOUNDATION:</u>				
AON	6,900	\$252,333.00	\$379,935.82	\$127,602.82
Fisher Scientific Int.	2,000	28,778.00	63,377.88	34,599.88
Mesa Airlines	1,500	24,775.86	50,250.00	25,474.14
Southwest Airlines	8,400	99,519.00	282,986.55	183,467.55
		<u>\$405,405.86</u>	<u>\$776,550.25</u>	<u>\$371,144.39</u>
<u>ROBERTSON POTH FOUNDATION:</u>				
Lockheed	1,000	\$47,435.00	\$60,937.96	\$13,502.96
May Department Stores	900	55,343.70	67,781.23	12,437.53
		<u>\$102,778.70</u>	<u>\$128,719.19</u>	<u>\$25,940.49</u>
<u>SECURITIES RECEIVED BY GIFT OR BEQUEST:</u>				
<u>EQUITY SECURITIES:</u>				
<u>COMMON STOCK:</u>				
<u>U. T. ARLINGTON - ANNUAL FUND:</u>				
Philip Morris	25		\$1,822.43	
<u>U. T. EL PASO - JUDITY K. SOLIS SCHOLARSHIP FUND:</u>				
Compaq Computers	100		\$5,189.82	
<u>U. T. HEALTH SCIENCE CENTER - DALLAS - ELLEN ROGERS/CHARLES WHITE ALZHEIMER RESEARCH FUND:</u>				
Walmart	10		\$642.72	
<u>U. T. SYSTEM CANCER CENTER - ANNUAL CAMPAIGN:</u>				
Abbott Laboratories	35		\$963.34	
<u>U. T. SYSTEM CANCER CENTER - MYELOMA RESEARCH:</u>				
Allergan	550		\$12,594.57	
<u>HEAD FOOTBALL COACH ENDOWMENT:</u>				
Freeport McMoran	850		\$16,595.68	

OTHER TRUST AND SPECIAL FUNDS

REPORT ON SECURITIES TRANSACTIONS.--The following securities transactions have been made for the Trust and Special Funds not in the Common Trust Fund, Medical Liability Self-Insurance Fund or Institutional Fund in March, 1993. The Vice Chancellor for Asset Management recommends approval by the Board of Regents of these transactions.

INVESTMENTS ACQUIRED
(March, 1993)

<u>DESCRIPTION AND FUND</u> (DETAILED SCHEDULES FOLLOW)	<u>TOTAL</u> <u>PRINCIPAL COST</u>	<u>YIELD</u> <u>AT COST</u>
<u>DEBT SECURITIES:</u>		
<u>U. S. GOVERNMENT OBLIGATIONS (Direct):</u>		
Longhorn Scholarship	\$249,335.94	4.02%
Texas Union Building Fund	99,734.38	4.02%
UT - D - Special Account/ Transfer Investment Account	398,937.49	4.02%
	<u>\$748,007.81</u>	<u>4.02%</u>
<u>U. S. GOVERNMENT AGENCIES (Non-Gtd):</u>		
Mike and Maxine K. Mebane Endowed Traveling Scholarship in Architecture	\$4,945.31	7.09%
UTHSC - D - Lydia K. Karcher Fund for Medical Excellence	24,726.57	7.09%
Mavis P. Kelsey, Sr. and Mary Wilson Kelsey Charitable Remainder Trust	34,617.19	7.09%
Thomas O. & Thelma Miller Charitable Remainder Trust	14,835.94	7.09%
R. D. Woods Unitrust	24,726.56	7.09%
UTMB - G - Dr. Seymour & Carmen Fisher Charitable Remainder Annuity Trust	19,781.25	7.09%
Ima Hogg Foundation	173,085.94	7.09%
Robertson Poth Foundation	197,812.50	7.09%
	<u>\$494,531.26</u>	<u>7.09%</u>
<u>CORPORATE BONDS:</u>		
Robert & Alma Moreton 1983 Unitrust	\$4,937.50	7.24%
Ima Hogg Foundation	54,312.50	7.24%
Robertson Poth Foundation	98,750.00	7.24%
	<u>\$158,000.00</u>	<u>7.24%</u>
<u>EQUITY SECURITIES:</u>		
<u>MUTUAL FUND:</u>		
UTHSC - SA - Dr. Witten B. Russ Chair in Surgery	\$2,314.58	N/A (1)
<u>NET PURCHASE OF SHORT TERM SECURITIES</u>		
Designated Funds	\$1,011,189.77	
Annuity and Life Income Funds	33,774.31	
Estates and Held in Trust By Others	43,275.37	
TOTAL	<u>\$1,088,239.45</u>	

(1) Current yield is not calculated on Mutual Funds since scheduled income payments are not fixed at a constant rate.

OTHER TRUST AND SPECIAL FUNDS
INVESTMENTS DISPOSED OF
(March, 1993)

<u>DESCRIPTION AND FUND</u>	<u>BOOK VALUE</u>	<u>TOTAL NET PROCEEDS</u>	<u>GAIN OR (LOSS)</u>
<u>(DETAILED SCHEDULES FOLLOW)</u>			
<u>DEBT SECURITIES</u>			
<u>U. S. GOVERNMENT OBLIGATIONS (Direct):</u>			
Longhorn Scholarship Fund	\$1,000,000.00	\$1,000,000.00	\$0.00
Texas Union Building Fund	350,000.00	350,000.00	0.00
UT - D - Special Account/Transfer Investment Account	500,000.00	500,000.00	0.00
UTSCC - H - Anna Crochet and C.P. Simpson Quasi-Endowment	5,000,000.00	5,000,000.00	0.00
UTMB - G - J. Fredric Mullins, M.D., Charitable Remainder Unitrust	49,632.81	50,000.00	367.19
Medical-Dental Self-Insurance Plan	4,641,066.98	4,717,032.00	75,965.02
	<u>\$11,540,699.79</u>	<u>\$11,617,032.00</u>	<u>\$76,332.21</u>
<u>CORPORATE BONDS:</u>			
UTSCC - H - Current Purpose	\$0.50	\$1,904,400.00	\$1,904,399.50
J. Marion West Chair for Constructive Capitalism	1,445.63	1,574.89	129.26
Cockrell Family Regents Chair In Engineering (CCA)	149,799.61	150,000.00	200.39
Cockrell Family Regents Chair In Engineering (CCF)	100,000.00	100,000.00	0.00
Virginia and Ernest Cockrell, Jr. Scholarships in Engineering	74,848.15	75,000.00	151.85
Melvin H. Gertz Regents Chair In Chemical Engineering	9,984.79	10,000.00	15.21
Ronya and George Kozmetsky Endowment Fund	36,370.32	61,900.00	25,529.68
Mike and Maxine K. Mebane Endowed Traveling Scholarship in Architecture	1,366.71	1,448.90	82.19
Clint W. Murchison, Sr. Chair in Free Enterprise	199,916.09	200,000.00	83.91
Schlumberger Centennial Chair in Electrical Engineering	79,959.14	80,000.00	40.86
Judson S. Swearingen Regents Chair in Engineering	69,970.64	70,000.00	29.36
Jack G. Taylor Endowment Fund	1,243.24	1,354.40	111.16
Tenneco Oil Advanced Petrophysics Laboratory	14,982.65	15,000.00	17.35
Curtis T. Vaughan, Jr. Centennial Chair in Astronomy	99,969.48	100,000.00	30.52
UT - D - Philatelic Endowment Fund	722.50	787.44	64.94
UT - EP - Frank B. Cotton Trust Endowment Account	2,891.27	3,149.78	258.51
UT - PB - J. Conrad Dunagan Professorship of History	80,031.15	84,915.60	4,884.45
UTSCC - H - Ann Rife Cox Chair in Gynecology	199,768.61	200,000.00	231.39
Pooled Income Fund	777.89	850.44	72.55

OTHER TRUST AND SPECIAL FUNDS
INVESTMENTS DISPOSED OF (Continued)
(March, 1993)

<u>DESCRIPTION AND FUND</u> (DETAILED SCHEDULES FOLLOW)	<u>BOOK VALUE</u>	<u>TOTAL NET PROCEEDS</u>	<u>GAIN OR (LOSS)</u>
<u>CORPORATE BONDS (Continued):</u>			
Robert and Alma Moreton 1983 Unitrust	720.26	787.44	67.18
UTSCC - H - Barnts Unitrust	19,206.60	20,614.00	1,407.40
Ima Hogg Foundation	27,107.68	30,872.13	3,764.45
Robertson Poth Foundation	4,442.32	4,724.66	282.34
Winedale Stagecoach Inn Fund	1,040.85	1,133.92	93.07
	<u>\$1,176,566.08</u>	<u>\$3,118,513.60</u>	<u>\$1,941,947.52</u>
 <u>COMMON STOCKS:</u>			
Pan American			
University Endowment	\$34,530.00	\$37,031.26	\$2,501.26
Robertson Poth Foundation	55,248.00	59,250.02	4,002.02
	<u>\$89,778.00</u>	<u>\$96,281.28</u>	<u>\$6,503.28</u>
 Securities Received by Gift or Bequest		 \$1,293,166.03	
 TOTAL - All Securities		 <u>\$16,124,992.91</u>	
 <u>NET REDUCTION OF SHORT TERM SECURITIES</u>		 <u>TOTAL NET PROCEEDS (BOOK VALUE)</u>	
Current Restricted Funds		\$2,111,316.60	
Other Endowment Funds		20,761,804.04	
Agency Funds		22,651,462.31	
 Total		 <u>\$45,524,582.95</u>	

OTHER TRUST AND SPECIAL FUNDS
SCHEDULE OF SECURITIES PURCHASED
(March, 1993)

ISSUE AND FUND	PAR VALUE	TOTAL PRINCIPAL COST	YIELD AT COST
<u>DEBT SECURITIES</u>			
<u>LONGHORN SCHOLARSHIP FUND:</u>			
U. S. Treasury Notes, 3-7/8%, 3/31/95	\$250,000.00	\$249,335.94	4.02%
<u>TEXAS UNION BUILDING FUND:</u>			
U. S. Treasury Notes, 3-7/8%, 3/31/95	\$100,000.00	\$99,734.38	4.02%
<u>MIKE AND MAXINE K. MEBANE ENDOWED TRAVELING SCHOLARSHIP IN ARCHITECTURE:</u>			
Federal National Mtge., Ser 92 7% CMO 180-K, 7/25/21	\$5,000.00	\$4,945.31	7.09%
<u>U. T. DALLAS - SPECIAL ACCOUNT/ TRANSFER INVESTMENT ACCOUNT:</u>			
U. S. Treasury Notes, 3-7/8%, 3/31/95	\$400,000.00	\$398,937.49	4.02%
<u>U.T. HEALTH SCIENCE CENTER - DALLAS - LYDIA K. KARCHER FUND FOR MEDICAL EXCELLENCE:</u>			
Federal National Mtge., Ser 92 7% CMO 180-K, 7/25/21	\$25,000.00	\$24,726.57	7.09%
<u>ROBERT AND ALMA MORETON 1983 UNITRUST:</u>			
Times Mirror 7-1/8%, Notes, 3/1/13	\$5,000.00	\$4,937.50	7.24%
<u>MAVIS P. KELSEY, SR AND MARY WILSON KELSEY CHARITABLE REMAINDER TRUST:</u>			
Federal National Mtge., Ser 92 7% CMO 180-K, 7/25/21	\$35,000.00	\$34,617.19	7.09%
<u>THOMAS O. AND THELMA MILLER CHARITABLE REMAINDER TRUST:</u>			
Federal National Mtge., Ser 92 7% CMO 180-K, 7/25/21	\$15,000.00	\$14,835.94	7.09%
<u>R.D. WOODS UNITRUST:</u>			
Federal National Mtge., Ser 92 7% CMO 180-K, 7/25/21	\$25,000.00	\$24,726.56	7.09%

OTHER TRUST AND SPECIAL FUNDS
 SCHEDULE OF SECURITIES PURCHASED (Continued)
 (March, 1993)

ISSUE AND FUND	PAR VALUE OR NO. OF SHARES	TOTAL PRINCIPAL COST	YIELD AT COST
<u>DEBT SECURITIES (Continued)</u>			
U. T. MEDICAL BRANCH - CALVESTON - DR. SEYMOUR AND CARMEN FISHER CHARITABLE REMAINDER ANNUITY TRUST:			
=====			
Federal National Mtge., Ser 92 7% CMO 180-K, 7/25/21	\$20,000.00	\$19,781.25	7.09%
	=====	=====	=====
IMA HOGG FOUNDATION:			
=====			
Federal National Mtge., Ser 92 7% CMO 180-K, 7/25/21	\$175,000.00	\$173,085.94	7.09%
Times Mirror 7-1/8%, Notes, 3/1/13	55,000.00	54,312.50	7.24%
	\$230,000.00	\$227,398.44	7.13%
	=====	=====	=====
ROBERTSON POTH FOUNDATION:			
=====			
Federal National Mtge., Ser 92 7% CMO 180-K, 7/25/21	\$200,000.00	\$197,812.50	7.09%
Times Mirror 7-1/8%, Notes, 3/1/13	100,000.00	98,750.00	7.24%
	\$300,000.00	\$296,562.50	7.14%
	=====	=====	=====
<u>EQUITIES SECURITIES:</u>			
<u>COMMON STOCKS:</u>			
U. T. HEALTH SCIENCE CENTER - SAN ANTONIO - DR. WITTEN B. RUSS CHAIR IN SURGERY:			
=====			
Fidelity Fund	115.56	\$2,314.58	N/A (1)
		=====	

(1) Current yield is not calculated on Mutual Funds since scheduled income payments are not fixed at a constant rate.

OTHER TRUST AND SPECIAL FUNDS
 SCHEDULE OF SECURITIES SOLD, CALLED OR MATURED
 (March, 1993)

ISSUE AND FUND	PAR VALUE	BOOK VALUE OF HOLDINGS	NET SALES PROCEEDS	GAIN OR (LOSS) OVER BOOK VALUE
<u>DEBT SECURITIES</u>				
U. T. SYSTEM CANCER CENTER - HOUSTON - CURRENT PURPOSE:				
King Ranch 6% Promissory Note 1/2/94	\$1,904,400.00	\$0.50	\$1,904,400.00	\$1,904,399.50
J. MARION WEST CHAIR FOR CONSTRUCTIVE CAPITALISM:				
Coll Mtg CMO 40C 8.8% GNMA CMO Cl C, 4/1/18	\$1,574.89	\$1,445.63	\$1,574.89	\$129.26
COCKRELL FAMILY REGENTS CHAIR IN ENGINEERING (CCA):				
Pennzoil 9-1/8% Notes, 3/1/96	\$150,000.00	\$149,799.61	\$150,000.00	\$200.39
COCKRELL FAMILY REGENTS CHAIR IN ENGINEERING (CCF):				
Pennzoil 9-1/8% Notes, 3/1/96	\$100,000.00	\$100,000.00	\$100,000.00	\$0.00
VIRGINIA AND ERNEST COCKRELL, JR. SCHOLARSHIPS IN ENGINEERING:				
Pennzoil 9-1/8% Notes, 3/1/96	\$75,000.00	\$74,848.15	\$75,000.00	\$151.85
MELVIN H. GERTZ REGENTS CHAIR IN CHEMICAL ENGINEERING:				
Pennzoil 9-1/8% Notes, 3/1/96	\$10,000.00	\$9,984.79	\$10,000.00	\$15.21
RONYA AND GEORGE KOZMETSKY ENDOWMENT FUND:				
Taladyne Sub Debs., Ser C 10%, 6/1/04	\$61,900.00	\$36,370.32	\$61,900.00	\$25,529.68
LONGHORN SCHOLARSHIP FUND:				
U. S. Treasury Notes, 6-3/4%, 2/28/93	\$700,000.00	\$700,000.00	\$700,000.00	\$0.00
7-1/8%, 3/31/93	300,000.00	300,000.00	300,000.00	0.00
	<u>\$1,000,000.00</u>	<u>\$1,000,000.00</u>	<u>\$1,000,000.00</u>	<u>\$0.00</u>

OTHER TRUST AND SPECIAL FUNDS
 SCHEDULE OF SECURITIES SOLD, CALLED OR MATURED (Continued)
 (March, 1993)

ISSUE AND FUND	PAR VALUE	BOOK VALUE OF HOLDINGS	NET SALES PROCEEDS	GAIN OR (LOSS) OVER BOOK VALUE
DEBT SECURITIES (Continued)				
MIKE AND MAXINE K. MEBANE ENDOWED TRAVELING SCHOLARSHIP IN ARCHITECTURE:				
Coll Mtg CMO 40C 8.8% GNMA CMO Cl C, 4/1/18	\$1,448.90	\$1,366.71	\$1,448.90	\$82.19
CLINT W. MURCHISON, SR. CHAIR IN FREE ENTERPRISE:				
Pennzoil 9-1/8% Notes, 3/1/96	\$200,000.00	\$199,916.09	\$200,000.00	\$83.91
SCHLUMBERGER CENTENNIAL CHAIR IN ELECTRICAL ENGINEERING:				
Pennzoil 9-1/8% Notes, 3/1/96	\$80,000.00	\$79,959.14	\$80,000.00	\$40.86
JUDSON S. SWEARINGEN REGENTS CHAIR IN ENGINEERING:				
Pennzoil 9-1/8% Notes, 3/1/96	\$70,000.00	\$69,970.64	\$70,000.00	\$29.36
JACK G. TAYLOR ENDOWMENT FUND:				
Coll Mtg CMO 40C 8.8% GNMA CMO Cl C, 4/1/18	\$1,354.40	\$1,243.24	\$1,354.40	\$111.16
TENNECO OIL ADVANCED PETROPHYSICS LABORATORY:				
Pennzoil 9-1/8% Notes, 3/1/96	\$15,000.00	\$14,982.65	\$15,000.00	\$17.35
TEXAS UNION BUILDING FUND:				
U. S. Treasury Notes, 6-3/4%, 2/28/93	\$250,000.00	\$250,000.00	\$250,000.00	\$0.00
7-1/8%, 3/31/93	100,000.00	100,000.00	100,000.00	0.00
	<u>\$350,000.00</u>	<u>\$350,000.00</u>	<u>\$350,000.00</u>	<u>\$0.00</u>
CURTIS T. VAUGHAN, JR. CENTENNIAL CHAIR IN ASTRONOMY:				
Pennzoil 9-1/8% Notes, 3/1/96	\$100,000.00	\$99,969.48	\$100,000.00	\$30.52
U. T. DALLAS - PHILATELIC ENDOWMENT FUND:				
Coll Mtg CMO 40C 8.8% GNMA CMO Cl C, 4/1/18	\$787.44	\$722.50	\$787.44	\$64.94

OTHER TRUST AND SPECIAL FUNDS
 SCHEDULE OF SECURITIES SOLD, CALLED OR MATURED (Continued)
 (March, 1993)

ISSUE AND FUND	PAR VALUE	BOOK VALUE OF HOLDINGS	NET SALES PROCEEDS	GAIN OR (LOSS) OVER BOOK VALUE
<u>DEBT SECURITIES (Continued)</u>				
SPECIAL ACCOUNT - U. T. DALLAS/ TRANSFER INVESTMENT ACCOUNT:				
=====				
U. S. Treasury Notes,				
6-3/4%, 2/28/93	\$350,000.00	\$350,000.00	\$350,000.00	\$0.00
7-1/8%, 3/31/93	150,000.00	150,000.00	150,000.00	0.00
	<u>\$500,000.00</u>	<u>\$500,000.00</u>	<u>\$500,000.00</u>	<u>\$0.00</u>
=====				
U. T. EL PASO - FRANK B. COTTON TRUST ENDOWMENT ACCOUNT:				
=====				
Coll Mtg CMO 40C 8.8% GNMA				
CMO Cl C, 4/1/18	\$3,149.78	\$2,891.27	\$3,149.78	\$258.51
=====				
U.T.- PERMIAN BASIN - J. CONRAD DUNAGAN PROFESSORSHIP OF HISTORY:				
=====				
Boston Edison 6-1/8% 1st Mtge.,				
6/1/97	\$84,000.00	\$80,031.15	\$84,915.60	\$4,884.45
=====				
U. T. SYSTEM CANCER CENTER - HOUSTON - ANN RIFE COX CHAIR IN GYNECOLOY:				
=====				
Pennzoil				
9-1/8% Notes, 3/1/96	\$200,000.00	\$199,768.61	\$200,000.00	\$231.39
=====				
U. T. SYSTEM CANCER CENTER - HOUSTON - ANNA CROUCHET AND C.P. SIMPSON QUASI-ENDOWMENT FUND:				
=====				
U. S. Treasury Notes,				
6-3/4%, 2/28/93	\$3,150,000.00	\$3,150,000.00	\$3,150,000.00	\$0.00
7-1/8%, 3/31/93	1,850,000.00	1,850,000.00	1,850,000.00	0.00
	<u>\$5,000,000.00</u>	<u>\$5,000,000.00</u>	<u>\$5,000,000.00</u>	<u>\$0.00</u>
=====				
=====				
POOLED INCOME FUND:				
=====				
Coll Mtg CMO 40C 8.8% GNMA				
CMO Cl C, 4/1/18	\$850.44	\$777.89	\$850.44	\$72.55
=====				
=====				
ROBERT AND ALMA MORETON 1983 UNITRUST:				
=====				
Coll Mtg CMO 40C 8.8% GNMA				
CMO Cl C, 4/1/18	\$787.44	\$720.26	\$787.44	\$67.18
=====				
=====				
U. T. MEDICAL BRANCH - GALVESTON - J. FREDRIC MULLINS, M.D. CHARITABLE REMAINDER UNITRUST:				
=====				
U. S. Treasury Notes,				
6-3/4%, 2/28/93	\$50,000.00	\$49,632.81	\$50,000.00	\$367.19
=====				

OTHER TRUST AND SPECIAL FUNDS
 SCHEDULE OF SECURITIES SOLD, CALLED OR MATURED (Continued)
 (March, 1993)

ISSUE AND FUND	PAR VALUE OR NO. OF SHARES	BOOK VALUE OF HOLDINGS	NET SALES PROCEEDS	GAIN OR (LOSS) OVER BOOK VALUE
<u>DEBT SECURITIES (Continued)</u>				
U. T. SYSTEM CANCER CENTER - HOUSTON - BARNTS UNITRUST				
Montana Power 8-5/8% 1st Mtge., 3/1/04	\$20,000.00	\$19,206.60	\$20,614.00	\$1,407.40
<u>MEDICAL-DENTAL SELF-INSURANCE PLAN:</u>				
U. S. Treasury Notes,				
5%, 6/30/94	\$1,600,000.00	\$1,597,782.97	\$1,628,752.00	\$30,969.03
8-5/8%, 8/15/94	1,000,000.00	1,046,954.28	1,066,560.00	19,605.72
4-1/4%, 8/31/94	1,000,000.00	999,511.58	1,008,280.00	8,768.42
4-5/8%, 11/30/94	1,000,000.00	996,818.15	1,013,440.00	16,621.85
	<u>\$4,600,000.00</u>	<u>\$4,641,066.98</u>	<u>\$4,717,032.00</u>	<u>\$75,965.02</u>
<u>IMA HOGG FOUNDATION:</u>				
Boston Edison 9-3/8% 1st Mtge., 7/1/00	\$25,000.00	\$22,337.09	\$25,675.00	\$3,337.91
Coll Mtg CMO 40C 8.8% GNMA CMO C1 C, 4/1/18	5,197.13	4,770.59	5,197.13	426.54
	<u>\$30,197.13</u>	<u>\$27,107.68</u>	<u>\$30,872.13</u>	<u>\$3,764.45</u>
<u>ROBERTSON POTH FOUNDATION:</u>				
Coll Mtg CMO 40C 8.8% GNMA CMO C1 C, 4/1/18	\$4,724.66	\$4,442.32	\$4,724.66	\$282.34
<u>WINEDALE STAGECOACH INN FUND:</u>				
Coll Mtg CMO 40C 8.8% GNMA CMO C1 C, 4/1/18	\$1,133.92	\$1,040.85	\$1,133.92	\$93.07
<u>EQUITY SECURITIES</u>				
<u>COMMON STOCKS</u>				
<u>PAN AMERICAN UNIVERSITY ENDOWMENT:</u>				
Southwestern Bell	500	\$34,530.00	\$37,031.26	\$2,501.26
<u>ROBERTSON POTH FOUNDATION:</u>				
Southwestern Bell	800	\$55,248.00	\$59,250.02	\$4,002.02
<u>SECURITIES RECEIVED BY GIFT OR BEQUEST:</u>				
<u>EQUITY SECURITIES:</u>				
<u>LONGHORN FOUNDATION:</u>				
Exxon	5		\$321.98	
<u>CENTER FOR AGGREGATES RESEARCH FOR AFTRE:</u>				
Vulcan Materials	42		\$2,232.22	

OTHER TRUST AND SPECIAL FUNDS
 SCHEDULE OF SECURITIES SOLD, CALLED OR MATURED (Continued)
 (March, 1993)

ISSUE AND FUND	NO. OF SHARES	NET SALES PROCEEDS
<u>SECURITIES RECEIVED BY GIFT OR BEQUEST: (Continued)</u>		
<u>EQUITY SECURITIES (Continued):</u>		
<u>U.T. TYLER - TENNIS PROGRAM:</u>		
Westvaco	40	\$1,338.95
<u>U. T. HEALTH SCIENCE CENTER - DALLAS - IMMUNOTOXIN RESEARCH PROGRAM - DEPARTMENT OF MICROBIOLOGY:</u>		
Sysco	40,000	\$1,017,128.44
<u>U. T. SYSTEM CANCER CENTER - HOUSTON - ANNUAL FUND:</u>		
Intergraph	500	\$5,950.00
Vallen	75	1,248.75
		\$7,198.75
<u>NANCY LEE AND PERRY R. BASS REGENT'S CHAIR IN MOLECULAR BIOLOGY:</u>		
Disney (Walt)	2,000	\$89,547.00
<u>NANCY LEE AND PERRY R. BASS CONCERT HALL:</u>		
Disney (Walt)	2,800	\$125,365.81
<u>AMANDA HOWZE AMSLER ENDOWED PRESIDENTIAL SCHOLARSHIP IN SCIENCE AND MATHEMATICS EDUCATION:</u>		
American Brands	1,532	\$50,032.88

VI. TRUST FUND REAL ESTATE TRANSACTIONS

LAND AND INVESTMENT REPORT

For Month Ended April 30, 1993

TRUST FUND REAL ESTATE TRANSACTIONS

The following documents have been executed pursuant to the U. T. System Trust Fund Real Estate Policy Statement which was approved and amended by the Board of Regents at its August 1991 meeting. The Vice Chancellor for Asset Management requests the approval of each transaction.

SALE

Component:	U. T. El Paso	
Donor/Fund Name,	Basil E. & Dorothy J. Craddock	(AI 250006)
Asset ID, BOR		April 1985
Acceptance Date:	Mr. & Mrs. Thomas W. Cooley	(AI 250007)
		February 1986
	Helen C. Chrison	(AI 250008)
		October 1984
	Reginald M. Addington	(AI 250012)
		August 1982
	David G. & Linda J. Love	(AI 250015)
		February 1988
Use of Funds:	For the benefit of U. T. El Paso	
Legal Description:	Lots 4-6, BLK 30, Horizon City Estates, Unit 43 Lot 2, BLK 5, Horizon City Estates, Unit 22 Lots 13-16, BLK 202, Willard Drive, Unit 27, Mountain Shadow Estates Lots 1-5, 32, 45-47, BLK 10, Horizon Estates, Unit 5 Lot 20, BLK 4, Horizon City Estates, Unit 59	
Grantor:	Board of Regents of the University of Texas System	
Grantee:	Horizon Communities Improvement Association, Inc. 14200 Ashford Horizon City, Texas 79927	
Terms:	Effective Date:	February 26, 1993
	Gross Sales Price:	In exchange for delinquent Association dues in amount of \$1623.55
	Financing:	N/A
	Closing Costs:	N/A

Background Information:

These properties were unrestricted gifts which were donated to U. T. El Paso during the period from 1982 through 1988. The 18 lots are isolated, small and subject to environmental problems. An Office of Endowment Real Estate evaluation indicates that there is no potential gain to be realized by holding the properties. These lots were conveyed to the Horizon Communities Improvement Association, Inc. in exchange for the delinquent association dues which are currently owed on the properties.

SALE

2594

Component: U.T. M.D. Anderson Cancer Center
Donor/Fund Name: Homer Ammann Trust
Asset ID: 806017, 806018, 802005, 806021
Legal Description: 25% undivided interest in each of the following:
Tract 1) 75 acres more or less, Nasario Mancha League, Abstract No. 271, Blk 44, Wharton County, Texas
Tract 2) 80.02 acres more or less, Nasario Mancha League, Abstract No. 271, Block 45, Wharton County, Texas
Tract 3) 100 acres more or less, Prince Brown Survey, Abstract No. 753, Wharton County, Texas
Tract 4) 120.33 acres more or less, Claude Butler Survey No. 3, Abstract No. 992, Wharton County, Texas
Grantee: David and Larry Fucik
Rt. 1, Box 193
El Campo, Texas 77437
Terms: Gross Sales Price: \$199,999.80
Net Sale Proceeds: \$183,154.61
Pro Rata Share: 25% of net sale proceeds being \$45,788.65
Date of Sale: 3/8/93

Background Information:

A total of 307.692 acres sold from the four tracts. The acreage was comprised of the following:

- 1) All 75 acres out of Tract 1
- 2) 69.169 acres out of Tract 2
- 3) 72.459 acres out of Tract 3
- 4) 91.064 acres out of Tract 4

The Homer Ammann Trust is comprised of real estate holdings, mineral and royalty interests, farm equipment, livestock, and cash investments. This tract is currently leased for grazing and rice production. The U. T. M.D. Anderson Cancer Center's 25% share of the Trust was valued at approximately \$1.1 million in 1987. The mineral interest for these four tracts was retained by U.T. and the other beneficiaries. The Baptist Foundation of Texas acts as the collection agent and makes annual distributions of the lease payments, less 25% of a 5% service fee.

SALE

Component: U. T. M.D. Anderson Cancer Center

Donor/Fund Name: C. P. and Anna Crouchet Simpson Quasi-Endowment

Asset ID: 800021

BOR Acceptance Date: December 1989

Use of Funds: For expenditures for acquiring real estate, funding capital improvements, and other discretionary purposes

Legal Description: Lot 7, Block 4, University Park Addition, Harris County, Texas

Grantor: Board of Regents of the University of Texas System

Grantee: Willard E. Lanier
1015 Swanson
Houston, Texas 77030

Terms:

Gross Sales Price:	\$62,500
Financing:	N/A
Closing Costs:	\$3,580.56
Net Proceeds:	\$58,919.44

Background Information:

This property is part of 10.248 acres purchased for long range future campus development with funds available from the C. P. and Anna Crouchet Simpson Quasi-Endowment. Several small tracts out of the original 10.248 acres purchased have been identified as excess property and are now available for resale. The original cost for this parcel was \$30,180.73.

LEASE

2596

Component: U. T. Austin
Donor/Fund Name: Superior Dairies, Inc./Borden, Inc.
Asset ID: 100015
BOR Acceptance Date: December 1985
Use of Funds: Unrestricted use and benefit of U. T. Austin
Legal Description: 608 E. 1st Street
Austin, Texas
Tenant: Classified Parking
1015 Elm, Suite 2005
Dallas, Texas 75205
Terms: Rent: \$845.84
Rent Schedule: 10/26/92-11/4/92
Insurance: Paid by Tenant
Maintenance: Paid by Tenant

Background Information:

The property is a remaining portion of a gift of real estate from Borden-Superior Dairies which was accepted by the Board of Regents in December 1985. It is a vacant 1.75 acre tract in downtown Austin. This site is now under contract to be sold as presented in Executive Session at the February 1993 Board of Regents meeting.

LEASE AMENDMENT

Component: U. T. El Paso
Donor/Fund Name: Josephine Clardy Fox Fund
Asset ID: 250035
BOR Acceptance Date: May 1970
Use of Funds: For the benefit of U. T. El Paso
Legal Description: 418 Overland
El Paso, Texas
Tenant: Allright Parking
Terms: Rent: \$2,700.00/month
Rent Schedule: 3/1/93 - 2/28/96
Taxes: Paid by Landlord
Insurance: Paid by Tenant
Maintenance: Paid by Tenant

Background Information:

This lease amendment provides for an extension of three years to the lease at an annual rental rate of \$32,400 to be paid in equal monthly installments of \$2,700. This payment reflects a ten percent reduction in rental income from this asset and reflects the current market in El Paso for similar properties.

LEASE AMENDMENT

Component: U. T. El Paso
 Donor/Fund Name: Frank B. Cotton Trust
 Asset ID: 250048
 BOR Acceptance Date: June 1938
 Use of Funds: For the benefit of U. T. El Paso
 Legal Description: 1704 E. Paisano
 El Paso, Texas
 Tenant: Border Industrial Motors, Inc.
 Terms: Rent: \$825.00/month
 Rent Schedule: 3/1/93 - 1/31/95
 Rent: \$1,072.50/month
 Rent Schedule: 2/1/95 - 2/28/98
 Rent: 3/1/98 - 2/28/2003
 Based on 2/95 - 2/98 annual rent times
 percentage rent change in CPI index (U. S.
 City Average) from 12/94 - 12/97
 Taxes: Paid by Tenant
 Insurance: Paid by Tenant
 Maintenance: Paid by Tenant
 Roof Repairs: Paid by Tenant before
 May 1, 1993

Background Information:

The tenant has exercised the first option to extend the lease for five years. This lease amendment reflects a credit to the tenant for repairs to the roof in the amount of \$5,500, over a 23 month period.

LEASE AMENDMENT

Component: U. T. El Paso
Donor/Fund Name: Frank B. Cotton Trust
Asset ID: 250024
BOR Acceptance Date: June 1938
Use of Funds: For the benefit of U. T. El Paso
Legal Description: 1609-1623 E. Paisano
 El Paso, Texas
Tenant: Hamport Investment
Terms: Rent: \$3,655.00/month
 Additional Consideration: \$1,000.00
 (To be escrowed for environmental clean-up
 expenses)
 Rent Schedule: 3/1/93 - June 30, 2002
 Taxes: Paid by Tenant
 Insurance: Paid by Landlord
 Maintenance: Paid by Tenant
 Roofing Repairs: Paid by Tenant

Background Information:

A portion of this property was contaminated by the contents of leaking underground storage tanks which have been removed from the site. The lease was amended to reflect the premises now occupied by the lessee, to change the rental rate, and to provide escrowed funds for environmental clean-up.

LEASE AMENDMENT

Component: U. T. El Paso
Donor/Fund Name: Frank B. Cotton Trust
Asset ID: 250050
BOR Acceptance Date: June 1938
Use of Funds: For the benefit of U. T. El Paso
Legal Description: 1700 E. Paisano
El Paso, Texas
Tenant: Kol Equipment
Terms: Rent: \$900.00/month
Rent Schedule: 3/1/93 - 2/28/98
Taxes: Paid by Tenant
Insurance: Paid by Tenant
Maintenance: Paid by Tenant

Background Information:

The tenant has exercised the first option to extend the lease for five years and this lease amendment provides a small reduction in rental income which reflects the current market in El Paso for similar properties.

LEASE

Component: U.T. M.D. Anderson Cancer Center

Donor/Fund Name: Homer Ammann Trust

Asset ID: 806013, 806017, 806018

Legal Description: 25% undivided interest in each of the following:

- 1) 395 acres more or less, Natario Mancha League, Abstract No. 271, Wharton County, Texas
- 2) 75 acres more or less, Natario Mancha League, Abstract No. 271, Block 44, Wharton County, Texas
- 3) 80.02 acres more or less, Natario Mancha League, Abstract No. 271, Block 45, Wharton County, Texas

Tenant: David and Larry Fucik
Rt. 1, Box 193
El Campo, Texas 77437

Terms:

Gross Rent Schedule:	1/1/92 - 12/15/92	(\$3,475.00 / yr.)
	1/1/91 - 12/15/91	(\$3,590.00 / yr.)
	1/1/90 - 12/15/90	(\$3,590.00 / yr.)

Expenses: Various expense deductions were made each year by the collection agent in accordance with the lease agreements.

Background Information:

David and Larry Fucik have one lease which contains:

- 1) 117 acres out of tract 1 (remaining acreage leased by Gene Schumaker)
- 2) 67 acres out of tract 2 (remaining acreage leased by Pete Merta)
- 3) 67 acres out of tract 3 (remaining acreage leased by Pete Merta)

The Homer Ammann Trust is comprised of real estate holdings, mineral and royalty interests, farm equipment, livestock, and cash investments. This tract is currently leased for grazing and rice production. The U.T. M.D. Anderson Cancer Center's 25% share of the Trust was valued at approximately \$1.1 million in 1987. The mineral interest was retained by U.T. and the other beneficiaries. The Baptist Foundation of Texas acts as the collection agent and makes annual distributions of the net lease payments, less 25% of a 5% service fee.

LEASE

Component: U.T. M.D. Anderson Cancer Center

Donor/Fund Name: Homer Ammann Trust

Asset ID: 806005

Legal Description: 25% undivided interest in 292.935 acres more or less, G&BN RR Co., Survey 5, James Alexander SY, Abstract A778, Colorado County, Texas

Tenant: Pete Merta
Rt. 1, Box 267
El Campo, Texas 77437

Terms:

Gross Rent Schedule:	2/1/92 - 1/31/93	(\$1,323.75 / yr.)
	2/1/91 - 1/31/92	(\$1,391.75 / yr.)
	2/1/90 - 1/31/91	(\$1,391.75 / yr.)

Expenses: Various expense deductions were made each year by the collection agent in accordance with the lease agreements.

Background Information:

The Homer Ammann Trust is comprised of real estate holdings, mineral and royalty interests, farm equipment, livestock, and cash investments. This tract is currently leased for grazing and rice production. The U.T. M.D. Anderson Cancer Center's 25% share of the Trust was valued at approximately \$1.1 million in 1987. The mineral interest was retained by U.T. and the other beneficiaries. The Baptist Foundation of Texas acts as the collection agent and makes annual distributions of the net lease payments, less 25% of a 5% service fee.

LEASE

Component: U.T. M.D. Anderson Cancer Center

Donor/Fund Name: Homer Ammann Trust

Asset ID: 806006

Legal Description: 25% undivided interest in 264.37 acres more or less, AB&M Survey 791, Abstract 72, Colorado County, Texas

Tenant: Pete Merta
Rt. 1, Box 267
El Campo, Texas 77437

Terms:

Gross Rent Schedule:	1/1/92 - 12/15/92	(\$1,108.58 / yr.) *
	1/1/91 - 12/15/91	(\$4,161.40 / yr.)

Expenses: Various expense deductions were made each year by the collection agent in accordance with the lease agreements.

Background Information:

* The decrease in rent for 1992 is due to a partial sale of the original 683.12 acre tract on 12/16/91.

The Homer Ammann Trust is comprised of real estate holdings, mineral and royalty interests, farm equipment, livestock, and cash investments. This tract is currently leased for grazing and rice production. The U.T. M.D. Anderson Cancer Center's 25% share of the Trust was valued at approximately \$1.1 million in 1987. The mineral interest was retained by U.T. and the other beneficiaries. The Baptist Foundation of Texas acts as the collection agent and makes annual distributions of the net lease payments, less 25% of a 5% service fee.

LEASE

Component: U.T. M.D. Anderson Cancer Center

Donor/Fund Name: Homer Ammann Trust

Asset ID: 806016 - 806021, 802005

Legal Description: 25% undivided interest in 565.55 acres more or less, Nasario Mancha League, Abstract No. 271, P Brown Survey 11, Wharton County, Texas

Tenant: Pete Merta (See related docket
Rt. 1, Box 267 item for David and
El Campo, Texas 77437 Larry Fucik, tenants)

Terms:

Gross Rent Schedule:	11/1/91 - 10/31/92	(\$6,376.00 / yr.)
	11/1/90 - 10/31/91	(\$6,200.00 / yr.)
	11/1/89 - 10/31/90	(\$6,200.00 / yr.)

Expenses: Various expense deductions were made each year by the collection agent in accordance with the lease agreements.

Background Information:

This lease covers seven tracts of land, each identified by an Asset ID number. Pete Merta leases a small portion of two tracts identified as ID numbers 806017 and 806018. The balance of these two tracts is leased by David and Larry Fucik. See related docket item for David and Larry Fucik (tenants).

The Homer Ammann Trust is comprised of real estate holdings, mineral and royalty interests, farm equipment, livestock, and cash investments. This tract is currently leased for grazing and rice production. The U.T. M.D. Anderson Cancer Center's 25% share of the Trust was valued at approximately \$1.1 million in 1987. The mineral interest was retained by U.T. and the other beneficiaries. The Baptist Foundation of Texas acts as the collection agent and makes annual distributions of the net lease payments, less 25% of a 5% service fee.

LEASE

Component: U.T. M.D. Anderson Cancer Center

Donor/Fund Name: Homer Ammann Trust

Asset ID: 806010, 806011, 806012

Legal Description: 25% undivided interest in each of the following:

- 1) 80.7 acres more or less, I.R.R. Co., Survey 21, Abstract No. 411, Wharton County, Texas
- 2) 114 acres of a 160 acre tract, Thomas J. Oakes Survey No. 18, Abstract No. 548, Wharton County, Texas
- 3) 89.95 acres, E. Bodungen Survey 2, Abstract No. 752, Wharton County, Texas

Tenant: Rudy J. Naiser
Rt. 3, Box 203-D
El Campo, Texas 77437-9703

Terms:

Gross Rent Schedule: 1/1/92 - 12/15/92 (\$2,275.00 / yr.)
1/1/91 - 12/15/91 (\$1,852.50 / yr.)
1/1/90 - 12/15/90 (\$1,852.50 / yr.)

Expenses: Various expense deductions were made each year by the collection agent in accordance with the lease agreements.

Background Information:

The Homer Ammann Trust is comprised of real estate holdings, mineral and royalty interests, farm equipment, livestock, and cash investments. This tract is currently leased for grazing and rice production. The U.T. M.D. Anderson Cancer Center's 25% share of the Trust was valued at approximately \$1.1 million in 1987. The mineral interest was retained by U.T. and the other beneficiaries. The Baptist Foundation of Texas acts as the collection agent and makes annual distributions of the net lease payments, less 25% of a 5% service fee.

LEASE

Component: U.T. M.D. Anderson Cancer Center

Donor/Fund Name: Homer Ammann Trust

Asset ID: 806014, 806015

Legal Description: 25% undivided interest in each of the following:

- 1) 378.93 acres more or less, Nasario Mancha League, Abstract No. 271, Wharton County, Texas
- 2) 130.08 acres more or less, Nasario Mancha League, Abstract No. 271, Wharton County, Texas

Tenant: Jesse Kallina
Rt. 1, Box 200
El Campo, Texas 77437

Terms:

Gross Rent Schedule: 1/20/92 - 1/19/94 (\$4,553.84 / term)
1/15/90 - 1/14/92 (\$4,326.50 / term)

Expenses: Various expense deductions were made each year by the collection agent in accordance with the lease agreements.

Background Information:

The Homer Ammann Trust is comprised of real estate holdings, mineral and royalty interests, farm equipment, livestock, and cash investments. This tract is currently leased for grazing and rice production. The U.T. M.D. Anderson Cancer Center's 25% share of the Trust was valued at approximately \$1.1 million in 1987. The mineral interest was retained by U.T. and the other beneficiaries. The Baptist Foundation of Texas acts as the collection agent and makes annual distributions of the net lease payments, less 25% of a 5% service fee.

LEASE

2607

Component: U.T. M.D. Anderson Cancer Center
Donor/Fund Name: Homer Ammann Trust
Asset ID: 806013
Legal Description: 25% undivided interest in 395 acres more or less, Natario Mancha League, Abstract No. 271, Wharton County, Texas
Tenant: Gene Schumaker (See related docket item Rt. 1 for David and Larry El Campo, Texas 77437 Fucik, tenants.)

Terms:

Gross Rent Schedule:

12/1/91 - 11/30/92 (\$1,042.50 / yr.)
12/1/90 - 11/30/91 (\$1,042.50 / yr.)
12/15/89 - 11/30/90 (\$1,042.50 / yr.)

Expenses:

Various expense deductions were made each year by the collection agent in accordance with the lease agreements.

Background Information:

Gene Schumaker leases 278 acres out of the 395 acre tract. The remaining 117 acres of this tract is leased by David and Larry Fucik and is contained in a single larger lease combining asset ID's 806013, 806017, and 806018. See related docket item for David and Larry Fucik (tenants).

The Homer Ammann Trust is comprised of real estate holdings, mineral and royalty interests, farm equipment, livestock, and cash investments. This tract is currently leased for grazing and rice production. The U.T. M.D. Anderson Cancer Center's 25% share of the Trust was valued at approximately \$1.1 million in 1987. The mineral interest was retained by U.T. and the other beneficiaries. The Baptist Foundation of Texas acts as the collection agent and makes annual distributions of the net lease payments, less 25% of a 5% service fee.

EASEMENT ABANDONMENT

Component: U. T. System

Donor/Fund Name: W. C. Hogg Memorial Fund

Asset ID: 030100

BOR Acceptance Date: July 1939

Legal Description: .1687 acres (7,350 square feet)
John Austin Survey, Abstract Number 1,
Harris County, Texas

Grantee: American General Investment Corporation
P. O. Box 1375
Houston, Texas

Type Easement: Right-of-Way Abandonment
D'Amico Street and Peveto Street

Terms: Date: February 22, 1993
Consideration: N/A
Term: N/A
Reversion: N/A

Background Information:

American General Life Insurance Company currently ground leases property from The University of Texas System. American General requests that U. T. quitclaim any and all interest in the D'Amico Street right of way. This street being .1687 acres or 7,350 square feet is no longer used as a public street but will serve as a surface property addition to the American General complex. American General agreed to pay to the City of Houston the fair market value of the easement in order to vacate the street and to reserve its use as a utility easement. A quitclaim deed was executed on February 23, 1993, to effect the street abandonment.

Component: U. T. Austin
Donor/Fund Name: George W. Brackenridge
Asset ID: 101100
BOR Acceptance Date: October 1910
Legal Description: A pedestrian access easement across
a 2.584 acre tract
Daniel J. Gilbert Survey, Austin,
Travis County, Texas
Grantee: City of Austin
Austin, Texas
Type Easement: Public access easement
Terms: Date: December 21, 1992
Consideration: Vacation of an existing
50' public access easement
dated March 25, 1950
Term: N/A
Reversion: N/A

Background Information:

Pursuant to authority granted by the Board of Regents in Executive Session at its April 1992 meeting, a 2.582 acre parcel of land in the Brackenridge Tract known as the Boat Town Site was ground leased to Oyster Investment Corporation on April 13, 1992. A pedestrian access easement to Lake Austin was granted along the southern boundary of the subject property on December 21, 1992, in accordance with the terms of the Brackenridge Development Agreement. In return, the City of Austin vacated an existing 50 foot public access easement at a location which interfered with development of the property.

SIDEWALK ANCHOR EASEMENT AND RIGHT OF WAY

Component: U. T. Austin

Donor/Fund Name: George W. Brackenridge

Asset ID: 101100

BOR Acceptance Date: October 1910

Legal Description: 5 foot wide strip located in the Daniel J. Gilbert Survey 8, Travis County, Texas

Grantee: City of Austin
Austin, Texas

Type Easement: 5 foot easement and right of way along and across the Property to place, construct, operate, repair, maintain, inspect and replace a guywire, brace, and/or anchor facility which shall not impair the use of a sidewalk adjacent to the utility pole as shown in the Site Plan

Terms: Date: February 19, 1993
Consideration: N/A
Term: N/A
Reversion: N/A

Background Information:

Pursuant to authority granted by the Board of Regents in Executive Session at its April 1992 meeting, a 2.582 acre parcel of land in the Brackenridge Tract known as the Boat Town Site was ground leased to Oyster Investment Corporation on April 13, 1992. This sidewalk anchor easement and right of way was granted to the City of Austin in order to place, construct, operate, repair, maintain, inspect and replace a guywire, brace, and/or anchor facility adjacent to the utility pole in connection with the Oyster's Landing construction.

THE UNIVERSITY OF TEXAS AT ARLINGTON

April 30, 1993

Dr. James P. Duncan
Executive Vice Chancellor
for Academic Affairs
The University of Texas System
601 Colorado Street
Austin, Texas 78701


Attn: System Budget Office

Dear Dr. Duncan:

The docket for the June 10, 1993 meeting of the Board of Regents is submitted for your recommendation and presentation to the Board.

I recommend approval.

Sincerely,



Ryan C. Amacher
President

RCA:js

TABLE OF CONTENTS

	<u>Page No.</u>
Gifts from Private Donors and Foundations	AR- 3
Small Class Report	AR- 4
Course-Related Incidental Fees	AR-11
Substantive Catalog Changes	AR-12
Business Contracts for Services	AR-13
Funds Coming In	
Standard Affiliation Agreements	AR-14
Contracts and Grants for Research, Development, Clinical and Educational Services	
All Others	AR-15
Amendments to the 1993 Budget (including faculty and staff appointments and changes in status and transfers of funds within existing budget totals)	AR-16
Other Fiscal Items	AR-18

U. T. BOARD OF REGENTS' MEETING

JUNE 10, 1993

GIFTS FROM PRIVATE DONORS AND FOUNDATIONS

The following gifts have been received and are recommended for acceptance by the U. T. Board of Regents:

<u>Donor</u>	<u>Purpose</u>	<u>Amount</u>
1. Consolidated Edison of New York, Inc. Mr. Ted Maffetone 4 Irving Place New York, NY 10003	Research Electrical Engineering	\$ 40,000.00*

The following nonmonetary gifts have been received:

2. Texas Instruments Mr. Ray Edwards Director of Technology 6550 Chase Boulevard P. O. Box 869305 M/S 8434 Plano, TX 75086	Classroom Instruction Information Systems and Management Sciences	\$ 515,000.00* ***
3. Vought Aircraft Company Mr. Denny Hollandsworth 914 W. Jefferson Dallas, TX 75211	Research Computer Science Engineering	\$ 30,000.00* ***

*No letter of transmittal from the donor

**Noncash gift - unsold stock. The amount stated is the value of the stock on the date of receipt by the institution.

***Noncash gift - other. The amount stated is the estimated value on the date of receipt by the institution.

U. T. BOARD OF REGENTS' MEETING

JUNE 10, 1993

REPORT ON SMALL CLASSES, FALL 1992 AND SPRING 1993

Approval is recommended for the following list of small classes, pursuant to Section 51.403(d) of the Texas Education Code. The list has the administrative approval of the appropriate Executive Vice Chancellor.

Course No.	Section No.	Enrollment	Justification Code*
<u>Fall 1992</u>			
<u>UNDERGRADUATE COURSES</u>			
ARCH 4349	501	6	Cancelled
ARCH 4395	512	5	Cancelled
ARCH 4557	004	9	Small Section
INTD 3343	001	9	2
INTD 4368	001	8	2
ACCT 4395	501	1	4
BUSA 3321	565	6	Cancelled
BUSA 4331	531	6	4
BUSA 4338	041	8	7
POMA 4305	066	1	3
POMA 4307	561	5	3
MANA 3319	090	1	London Semester
MANA 4327	090	1	London Semester
MARK 3321	090	1	London Semester
A E 2180	301	5	7
A E 2180	302	1	7
A E 2180	303	3	7
A E 2180	304	5	7
A E 2312	501	8	4
A E 3181	301	6	7
A E 3181	302	3	7
A E 3181	303	5	7
A E 3181	304	3	7
A E 3181	305	6	7
A E 4304	001	4	4, 5
A E 4309	001	7	4
A E 4315	001	4	4
C E 3311	302	7	4
D G 1243	001	9	2
E E 2181	501	8	8
E E 4180	001	8	8
E E 4183	001	3	2, 7
E E 4184	001	6	7
E E 4184	002	5	7
E E 4184	501	5	7
E E 4186	001	6	2, 7
E E 4189	001	5	7
E E 4189	002	9	7
E E 4189	003	7	7
E E 4191	050	3	TAGER
E E 4307	001	8	4
E E 4314	050	3	TAGER
E E 4316	001	8	5
E E 4327	050	4	TAGER
E E 4328	002	4	4
E E 4328	003	4	4
M E 3121	002	6	7
M E 3182	004	9	7

THE UNIVERSITY OF TEXAS AT ARLINGTON

U. T. BOARD OF REGENTS' MEETING

JUNE 10, 1993

Course No.	Section No.	Enrollment	Justification Code*
<u>Fall 1992</u>			
<u>UNDERGRADUATE COURSES</u>			
M E 3183	001	4	7
M E 3183	003	5	7
M E 4314	001	5	4
M E 4315	001	7	4
M E 4390	001	4	4
M E 4390	002	3	4
M E 4390	003	2	4
M E 4390	012	5	8
CSE 2441	304	2	Lab
CSE 2441	305	3	Lab
CSE 3302	071	1	4
CSE 3310	001	9	2
CSE 3442	304	1	Lab
CSE 4316	002	5	Cancelled
CSE 4316	302	1	Cancelled
CSE 4317	302	1	Cancelled
CSE 4351	001	8	1
ART 2359	304	8	Lab
ART 3362	002	1	Cancelled
BCMN 2357	300 - 319	3	Lab
JOUR 3350	001	3	Cancelled
JOUR 4380	001	3	Cancelled
ENGL 2305	003	4	2, Honors
ENGL 2305	004	8	2, Honors
ENGL 3371	002	3	2, Honors
FREN 2313	004	1	Cancelled
RUSS 4387	001	9	4
HIST 4388	090	1	London Semester
GEOG 1435	001	7	4
GEOG 1435	003	6	4
GEOG 1435	501	2	4
MILS 1143	001	9	8
MILS 1143	002	8	8
MILS 2248	001	5	8
MILS 2248	002	7	8
MILS 3241	001	2	8
MILS 3241	002	5	8
MILS 3241	003	4	8
MILS 4341	001	1	8
MILS 4341	002	6	8
MILS 4341	003	5	8
A S 1121	002	3	8
A S 1122	001	1	8
A S 2121	001	8	8
A S 2121	002	1	8
A S 3301	001	2	8
A S 3301	002	9	8
A S 3311	001	2	8
MUSI 2103	001	3	Cancelled
MUSI 3225	001	5	Cancelled
MUSI 3295	001	6	Cancelled
EXSA 1249	004	0	Cancelled
EXSA 1249	301	8	Cancelled
EXSA 1249	306	5	Cancelled
EXSA 1249	307	3	Cancelled
EXSA 1249	308	3	Cancelled
EXSA 1249	309	9	Cancelled
EXSS 3306	303	7	Cancelled

U. T. BOARD OF REGENTS' MEETING

JUNE 10, 1993

Course No.	Section No.	Enrollment	Justification Code*
<u>Fall 1992</u>			
<u>UNDERGRADUATE COURSES</u>			
EXSS 4315	001	9	1
EXSS 4395	001	2	Individ. Instr.
SOCI 1311	501	1	Cancelled
SOCI 3353	501	1	Cancelled
THEA 4393	001	8	Cancelled
BIOL 1443	303	8	Cancelled
BIOL 1443	331	1	Cancelled
CHEM 3181	110	8	2
CHEM 4315	003	6	1
CHEM 4316	023	9	5
CHEM 4392	001	2	Indiv. Instr.
MATH 2524	101	3	Honors Course
MATH 2524	103	7	Honors Course
MATH 3435	582	8	2
MATH 3435	802	8	2
MATH 3525	101	8	2
PHYS 1188	010	5	Small Class
PHYS 3183	011	6	Cancelled
PHYS 4326	001	9	1
NURS 1160	001	1	Cancelled
NURS 3532	304	6	7
NURS 3532	306	4	7
NURS 3532	310	7	7
NURS 3561	307	7	7
NURS 3561	308	6	7
NURS 3561	309	6	7
NURS 3561	310	5	7
NURS 3681	307	7	7
NURS 3681	308	6	7
NURS 3681	309	6	7
NURS 3681	310	5	7
NURS 4352	001	8	Cancelled
NURS 4362	307	8	7
NURS 4362	308	9	7
NURS 4531	303	9	7
NURS 4531	309	9	7
NURS 4531	310	9	7
NURS 4541	302	7	7
NURS 4541	303	9	7
NURS 4541	309	6	7
NURS 4541	310	9	7
NURS 4581	305	7	7
NURS 4581	306	6	7
NURS 4581	307	7	7
NURS 4581	308	6	7
NURS 4581	309	5	7
NURS 4581	310	5	7
NURS 4671	305	6	7
NURS 4671	306	7	7
NURS 4671	307	7	7
NURS 4671	308	5	7
NURS 4671	309	6	7
NURS 4671	310	6	7
SOCW 2313	501	2	Cancelled

THE UNIVERSITY OF TEXAS AT ARLINGTON

U. T. BOARD OF REGENTS' MEETING

JUNE 10, 1993

Course No.	Section No.	Enrollment	Justification Code*
<u>Fall 1992</u>			
<u>GRADUATE COURSES</u>			
ARCH 5395	503	1	Cancelled
ARCH 5395	512	3	Cancelled
LARC 5346	501	1	Cancelled
LARC 5395	041	3	Cancelled
ACCT 5340	502	1	4
ECON 6310	501	4	1
FINA 5392	531	1	4
FINA 5392	532	4	4
FINA 5392	533	1	4
FINA 6390	031	1	Cancelled
REAE 5334	531	4	4
MASI 5392	564	4	5
MASI 6301	161	1	4
MASI 6305	162	2	4
MANA 5392	542	2	8
MANA 5392	543	2	8
MARK 5335	001	4	8
BSAD 6292	006	3	4
BSAD 6292	062	4	4
BSAD 6292	076	2	4
BSAD 6292	086	2	4
BSAD 6292	121	2	4
A E 5101	050	2	4, TAGER
A E 5305	001	3	4
A E 5311	001	3	4
A E 5315	051	1	4
A E 5327	050	2	4, TAGER
A E 5334	050	1	4
A E 5334	051	2	4
A E 5342	050	1	4, TAGER
E M 5317	050	2	4
E M 5317	051	2	4
E M 5320	501	2	4
E M 5323	051	2	4
BME 5300	501	1	Cancelled
BME 5340	001	1	4
C E 6354	501	3	4
M E 5342	050	2	4
M E 5342	051	4	4
M E 5348	050	2	4
M E 5348	051	3	4
M E 5390	051	3	4
MSE 5348	050	2	4
CSE 5440	303	2	Lab
CSE 5441	303	2	Lab
CSE 5441	304	1	Lab
ART 6330	501	4	4
GERM 5304	001	3	Cancelled
GERM 5309	001	4	1
LING 5304	002	1	Cancelled
LING 5308	001	1	Cancelled
LING 5313	001	1	Cancelled
EXSS 5392	001	1	Individ. Instr.
SOCI 5301	501	4	Cancelled
SOCI 5324	501	4	4
ANTH 5349	001	3	Cancelled
BIOL 5101	502	1	Cancelled
BIOL 5365	501	4	Cancelled

THE UNIVERSITY OF TEXAS AT ARLINGTON

U. T. BOARD OF REGENTS' MEETING

JUNE 10, 1993

Course No.	Section No.	Enrollment	Justification Code*
<u>Fall 1992</u>			
<u>GRADUATE COURSES</u>			
BIOL 5442	501	1	4
BIOL 5442	801	1	4
CHEM 5327	023	3	5
CHEM 5461	025	1	4
CHEM 5461	330	1	4
GEOL 5409	001	4	1
GEOL 5409	301	4	1
MATH 5319	581	4	2
MATH 5327	582	3	2
MATH 5334	202	4	2
MATH 5380	581	3	Cancelled
MATH 5392	101	4	5
CIRP 5324	501	4	4
CIRP 5395	001	1	2
CIRP 5395	501	3	4
URBA 6305	001	4	2
EDUC 5374	001	2	Individ. Instr.
<u>Spring 1993</u>			
<u>UNDERGRADUATE COURSES</u>			
ECON 4331	501	9	1
E E 3330	001	8	4
E E 4328	001	7	4
E E 4328	002	1	4
E E 4328	003	8	4
E E 4328	004	3	4
ART 1310	002	6	2
ART 3360	002	9	2
ENGL 3390	002	5	Honors Course
ENGL 4333	090	3	London Semester
RUSS 3314	001	4	4
HIST 4388	090	3	London Semester
GEOG 1435	301	6	Lab
GEOG 1435	303	8	Lab
GEOG 1435	306	3	Lab
GEOG 1435	307	1	Lab
GEOG 1435	308	3	Lab
GEOG 1435	801	3	Lab
MUSI 0108	001	8	Indiv. Instr.
MUSI 0109	001	4	Indiv. Instr.
MUSI 0113	001	2	Indiv. Instr.
MUSI 0117	001	8	Indiv. Instr.
MUSI 0123	001	6	Indiv. Instr.
MUSI 0124	001	9	Indiv. Instr.

THE UNIVERSITY OF TEXAS AT ARLINGTON

U. T. BOARD OF REGENTS' MEETING

JUNE 10, 1993

Course No.	Section No.	Enrollment	Justification Code*
<u>Spring 1993</u>			
<u>UNDERGRADUATE COURSES</u>			
MUSI 0125	001	4	Indiv.
MUSI 0126	001	3	Instr.
MUSI 0127	001	6	Indiv.
MUSI 0129	001	8	Instr.
MUSI 0173	001	5	Indiv.
EXSA 0159	001	6	Instr.
EXSS 1118	001	8	8
EXSS 3306	302	9	2
EXSS 4389	001	1	2
POLS 4323	090	1	8
SOCI 4318	090	2	London Semester
THEA 4301	001	9	London Semester
THEA 4301	300	9	2
NURS 4362	308	9	7
BIOL 4348	001	8	3
BIOL 4348	301	8	3
CHEM 4101	005	8	1
CHEM 4216	005	8	1
CHEM 4242	027	9	1
CHEM 4242	370	9	1
MATH 2525	101	5	2
PHYS 1188	010	1	Small Section
PHYS 1188	032	7	Small Section
PHYS 1444	006	3	Honors Course
PHYS 2445	027	7	1, 2
PSYC 4329	001	7	2
ARCH 4315	090	2	London Semester
ARCH 4395	001	4	
<u>Spring 1993</u>			
<u>GRADUATE COURSES</u>			
REAE 6390	531	1	4
E M 5336	051	1	4
A E 5325	051	4	4
LING 5308	001	4	2
NURS 5394	001	4	Cancelled
CIRP 5395	001	2	4
CIRP 5395	005	2	4
BIOL 5355	001	4	3
BIOL 5355	301	4	3
BIOL 5449	001	3	4
BIOL 5449	301	3	4
MATH 5321	582	4	2
MATH 5344	581	2	2
MATH 5392	204	2	5

U. T. BOARD OF REGENTS' MEETING

JUNE 10, 1993

Course No.	Section No.	Enrollment	Justification Code*
<u>Spring 1993</u>			
<u>GRADUATE COURSES</u>			
MATH 5392	585	4	5
ARCH 5303	001	1	4
ARCH 5304	001	3	4
ARCH 5321	001	3	Small Section

*Justification Codes:

1. Required course for graduation (not offered each semester or term); if cancelled, may affect graduation date.
2. Required course for majors in this field; should be completed this session to keep proper course sequence.
3. Course in newly established degree program, concentration, or support area.
4. Interdepartmental (cross-listed) courses taught as a single class by the same faculty at the same station, provided that the combined courses do not constitute a small class.
5. First-time offering of the course.
6. Class size limited by accreditation or state licensing standards.
7. Class size limited by availability of laboratory or clinical facilities.
8. Voluntarily offered by a faculty member in excess of the institutional teaching load requirement and for which the faculty member receives no additional compensation.

THE UNIVERSITY OF TEXAS AT ARLINGTON

U. T. BOARD OF REGENTS' MEETING

JUNE 10, 1993

COURSE-RELATED INCIDENTAL FEES

Approval is recommended for the following Course-Related Incidental Fee effective Summer I, 1993. The fee has been administratively approved by the appropriate Executive Vice Chancellor.

<u>Course Number</u>	<u>Course Title</u>	<u>Current Fee</u>	<u>Proposed Fee</u>
GEOL 3687	Summer Field Course	varies based on actual cost	\$869 per student

JUNE 10, 1993

SUBSTANTIVE CATALOG CHANGES

The following listing summarizes the substantive changes proposed to the catalog of The University of Texas at Arlington. These catalog changes have been administratively approved by the appropriate Executive Vice Chancellor.

Undergraduate Catalog for 1993-95

<u>Page Number(s)</u>	<u>Summary of Proposed Substantive Change</u>
36	Increases General Use Fee from \$8 per semester credit hour to \$10 per semester credit hour.

U. T. BOARD OF REGENTS' MEETING

JUNE 10, 1993

BUSINESS CONTRACTS FOR SERVICES

(FUNDS COMING IN)

The following contracts have been awarded, have been administratively approved by the appropriate Executive Vice Chancellor, and are recommended for ratification by the U. T. Board of Regents:

1. Agency: Coca Cola Bottling Company of North Texas
Funds: 60% commission
Period: September 1, 1993 through August 31, 1995
Title/Description: Two-year extension of contract for soft drink vending machines on the campus

2. Agency: Eastman Kodak Company
Funds: \$10,000
Period: One-year following Company's payment
Title/Description: Affiliate Membership in the Automation and Robotics Research Institute

3. Agency: Texas Almet, Inc.
Funds: \$2,000
Period: One-year following Company's payment
Title/Description: Associate Membership in the Automation and Robotics Research Institute

U. T. BOARD OF REGENTS' MEETING

JUNE 10, 1993

STANDARD AFFILIATION AGREEMENTS

The agreements recommended for approval by the U. T. Board of Regents are based on the model agreement adopted on April 12, 1990.

1. Facility: Children's Services for Catholic Charities
Fort Worth, Texas
Date: March 22, 1993
Purpose: To provide health care related educational experiences
2. Facility: Knapp Medical Center
Weslaco, Texas
Date: February 19, 1993
Purpose: To provide social work related educational experiences
3. Facility: Mission Arlington
Arlington, Texas
Date: April 14, 1993
Purpose: To provide health care related educational experiences
4. Facility: Wadley Regional Medical Center
Texarkana, Texas
Date: April 16, 1993
Purpose: To provide social work related educational experiences

U. T. BOARD OF REGENTS' MEETING

JUNE 10, 1993

CONTRACTS AND GRANTS FOR RESEARCH, DEVELOPMENT, CLINICAL
AND EDUCATIONAL SERVICES

Since the Docket for the previous meeting of the U. T. Board of Regents, the following activity has taken place with regard to Contracts and Grants for Research, Development, Clinical and Educational Services:

A. Number of Initial Grant and Contract Awards

<u>Docket Item #</u>	<u>Total Funds In</u>	<u>Total Funds Out</u>	<u>Support Materials</u>
FY 93 133-164	\$1,748,165	\$ -	Report of Awards
FY 93	\$ -	\$ -	Report of IACs
FY 93 179-189	\$ 575,169	\$ 9,439	Report of Contracts

B. Number of Fiscal Amendments to Grant and Contract Awards
(Increasing or Decreasing by \$10,000 or More)

<u>Docket Item #</u>	<u>Total Funds In</u>	<u>Funds Out</u>	<u>Support Materials</u>
FY 93 165-178	\$594,748	\$ -	Report of Awards
FY 93	\$ -	\$ -	Report of IACs
FY 93	\$ -	\$ -	Report of Contracts

U. T. BOARD OF REGENTS' MEETING

JUNE 10, 1993

AMENDMENTS TO THE 1993 BUDGET

The term "rate" for academic institutions is the full-time nine-month base rate and for health institutions is the full-time twelve month base rate; for all other personnel it is the full-time rate, the appointee receiving a proportionate amount depending upon the fraction of time for which he is appointed and the period of his appointment. Source of funds for payment of salaries, unless otherwise shown, is the departmental salaries account.

<u>Item, Department, Title, Name</u>	<u>Effective Date</u>	<u>% Time</u>	<u>Full-time Salary</u>		<u>RBC</u>
			<u>No. Mos.</u>	<u>Rate</u>	
<u>APPOINTMENTS, PROMOTIONS, AND SALARY INCREASES</u>					
GENERAL ADMINISTRATION					
Affirmative Action Office					
1. Casey Gonzales					26
From: Affirmative Action Officer		100	12	49,925	
To: Director of Equal Opportunity and Affirmative Action Programs	2/22	100	12	49,925	
GENERAL INSTITUTIONAL EXPENSE					
Vice President for Development and University Relations					
University Annual Fund					
2. Margaret A. Abbe					25
From: Director of Constituent Relations		100	12	48,000	
To: Director of Development	3/1	100	12	49,500	
COLLEGE OF BUSINESS					
Dean of Business					
Economics					
3. Walter E. Mullendore					23
From: Dean of Business and Professor		67 33	9 9	97,284 72,963	
To: Professor	2/1	100	9	72,963	
4. Robert E. Martin					24
From: Professor and Chair		100	9	77,250	
To: Acting Dean of Business and Professor	2/1	67 33	9 9	109,668 82,250	

THE UNIVERSITY OF TEXAS AT ARLINGTON

U. T. BOARD OF REGENTS' MEETING

JUNE 10, 1993

AMENDMENTS TO THE 1993 BUDGET

TRANSFERS OF FUNDSRBC

RESIDENT INSTRUCTION

Summer School Salaries

5. Amount of Transfer: \$552,355

28

From: Unallocated Faculty Salaries -
Faculty SalariesTo: Summer School Salaries -
Faculty Salaries

Transfer to fund the Summer Session 1993 Faculty Salary Budget.

U. T. BOARD OF REGENTS' MEETING

JUNE 10, 1993

OTHER FISCAL ITEMS

The following agreements have been awarded by U. T. Arlington, with the concurrence of the appropriate Executive Vice Chancellor, and are recommended for approval by the U. T. Board of Regents:

1. Item: Head Basketball Coach
- Funds: Current salary rate with legislative mandated cost of living increases
- Period: February 1, 1993 through March 31, 1995
- Description: Agreement for employment of Head Basketball Coach, Eddie McCarter, for the above designated period. During such period, Mr. McCarter shall perform such duties and responsibilities as may be assigned from time to time by the Athletic Director. His performance shall be subject to periodic review by the Athletic Director and, at his discretion, he may be relieved of duties as Head Basketball Coach and assigned to other duties within the Athletic Department for the period remaining under this agreement. Such employment under this agreement is subject to the Constitution and Bylaws of the National Collegiate Athletic Association and the Trans America Athletic Conference, the Rules and Regulations of the Board of Regents of The University of Texas System and The University of Texas at Arlington. The violation of the provisions of such constitution, bylaws, rules or regulations shall be grounds for suspension without pay or dismissal.

THE UNIVERSITY OF TEXAS AT AUSTIN

Office of the President

April 28, 1993

Dr. James P. Duncan
Executive Vice Chancellor
for Academic Affairs
The University of Texas System
201 West 7th Street
Ashbel Smith Hall - 8th Floor
Austin, Texas 78701

Attn: System Budget Office

Dear Dr. Duncan:

The docket for the June 10, 1993 meeting of the Board of Regents is submitted for your recommendation and presentation to the Board.

Sincerely,



Robert M. Berdahl
President

RMB:jw
Enclosures

THE UNIVERSITY OF TEXAS AT AUSTIN
 U.T. BOARD OF REGENTS' MEETING
 June 10, 1993
 TABLE OF CONTENTS

Gifts from Private Donors and Foundations.....	A- 3
Catalog Changes.....	A- 7
Business Contracts for Services.....	A- 8
Funds Coming In	
Funds Going Out	
Construction Contracts of \$300,000 or Less	
Trademark License Agreements.....	A-12
Parking and Traffic Regulations (1992-93).....	A-16
Contracts and Grants for Research, Development, Clinical and Educational Services:	
Over \$500,000 (Funds Coming In and/or Funds Going Out.....)	A-44
Foreign (Funds Coming In and/or Funds Going Out).....	A-46
All Others.....	A-49
Hogg Foundation for Mental Health and Ima Hogg Foundation Grants....	A-50
Amendments to the 1992-1993 Budget.....	A-53
(including faculty and staff appointments and changes in status and transfers of funds within existing budget totals)	

THE UNIVERSITY OF TEXAS AT AUSTIN
U. T. BOARD OF REGENTS' MEETING

JUNE 10, 1993

GIFTS FROM PRIVATE DONORS AND FOUNDATIONS

The following gifts have been received and are recommended for acceptance by the U. T. Board of Regents:

	<u>Donor</u>	<u>Purpose</u>	<u>Amount</u>
1.	M.D. Anderson Foundation Gibson Gayle, Jr. Post Office Box 809 Houston, Texas 77001	School of Law for the London Faculty Exchange Program	\$75,000.00
2.	* M.D. Anderson Foundation Post Office Box 809 Houston, Texas 77001	College of Business Administration for scholarships	30,000.00
3.	ARCO Foundation Gloria De Necochea Program Officer 515 South Flower Street Los Angeles, California 90071	College of Engineering for the Minority Engineering Program	32,000.00
4.	Mr. and Mrs. Perry R. Bass First City Bank Tower 201 Main Street Fort Worth, Texas 76102	The University for: Bass President's Excellence Fund \$ 50,000 College of Fine Arts for Bass Concert Hall \$128,100** <u>46,900</u> \$175,000 *College of Natural Sciences for Bass Regents Chair in Molecular Biology \$91,500** <u>33,500</u> \$125,000	350,000.00^
5.	*The Effie and Wofford Cain Foundation Harvey L. Walker Executive Director 4131 Spicewood Springs Road Suite A-1 Austin, Texas 78759	School of Law for the Cain Foundation Public Interest Program	38,000.00
6.	* The Cockrell Foundation 1600 Smith Street Suite 4600 Houston, Texas 77002-7348	College of Engineering for various scholarships and a faculty support endowment	975,367.00

* No letter of transmittal from the donor.

** Non-cash gift - unsold stock. The amount stated is the value of the stock on the date of receipt by The University of Texas at Austin.

^ Gift consisted of unsold stock and cash.

	<u>Donor</u>	<u>Purpose</u>	<u>Amount</u>
7.	Freeport-McMoRan Inc. Daniel D. Dreiling Vice President-Security, Safety, and Administration Post Office Box 61119 New Orleans, Louisiana 70161	The University - gift matching an employee contribution	\$ 27,000.00
8.	* Glitsch, Inc. Post Office Box 660053 Dallas, Texas 75266-0053	Center for Energy Studies for the Separations Research Program	100,000.00
9.	Houston Endowment Inc. H. Joe Nelson III President Post Office Box 52338 Houston, Texas 77052-2338	LBJ School of Public Affairs for the J. J. "Jake" Pickle Scholarship Program	33,000.00
10.	Houston Endowment Inc. H. Joe Nelson III President Post Office Box 52338 Houston, Texas 77052-2338	Institute of Latin American Studies in the College of Liberal Arts for the Faculty Research Program for Latin American Studies	200,000.00
11.	ICI Americas Inc. Lisa A. Arvanitis, M.D. Director CNS Clinical Research ICI Pharmaceuticals Group Wilmington, Delaware 19897	College of Pharmacy for the Psychiatric Pharmacy Program	28,311.52
12.	* Mr. and Mrs. Thomas O. Miller 1226 Clarion Drive Corpus Christi, Texas 78412-3710	The University for the Thomas O. and Thelma Miller Charitable Remainder Trust	39,437.50**
13.	* Moffett Charitable Lead Annuity Trust 1615 Poydras Street 22nd Floor New Orleans, Louisiana 70112	Intercollegiate Athletics for Men for the Mrs. James R. (Louise) Moffett Basketball Endowment	50,000.00
14.	The Shive Foundation William Shive Trustee 843 East 38th Street Austin, Texas 78705	Department of Chemistry and Biochemistry in the College of Natural Sciences for the Biochemical and Biomedical Research Endowment Operating Fund	30,000.00
15.	SmithKline Beecham Donald K. Fletcher Director, Federal Marketing Post Office Box 7929 Philadelphia, Pennsylvania 19101	College of Pharmacy for the 1993 Federal Pharmacy Program	50,000.00

* No letter of transmittal from the donor.

** Non-cash gift - unsold stock. The amount stated is the value of the stock on the date of receipt by The University of Texas at Austin.

	<u>Donor</u>	<u>Purpose</u>	<u>Amount</u>
16.	Estate of Ken G. Spencer Marion Brunette and Max E. Ramsey, Co-Executors Law Offices of Max E. Ramsey Post Office Box 4803 Odessa, Texas 79760	School of Law for the Iva Spencer Finton Scholarship	\$29,282.37
17.	Texaco Inc. J. K. Haegelin General Manager Central Engineering & Purchasing Department Post Office Box 430 Bellaire, Texas 77402- 0430	College of Engineering for the Engineering Foundation Industrial Program for 1993	30,000.00
18.	Texas Pharmacy Foundation Luther R. Parker, MBA, CAE President Post Office Box 14709 Austin, Texas 78761-4709	College of Pharmacy for educational programs in pharmacy administration	32,500.00
19.	The G. Unger Vetlesen Foundation George Rowe, Jr. President 30 Rockefeller Plaza Room 3217 New York, New York 10112	Institute for Geophysics for unrestricted use	75,000.00
20.	* Ray D. Woods 4100 Jackson Avenue Apartment 484 Austin, Texas 78731-6008	College of Fine Arts for the Walter and Gina Ducloux Fine Arts Faculty Fellowship Endowment	246,768.75**

The following nonmonetary gifts have also been received:

21.	Apple Computer, Inc. Jerry Gatlin Arboretum Plaza One Suite 100 9442 Capital of Texas Highway North Austin, Texas 78759	Seventeen Quadra 700 computer workstations to The University for the Data Processing Department	116,059.00***
22.	Hewlett Packard Tony Napolitan, Jr. University Grants Manager Post Office Box 10301 Palo Alto, California 94303-0890	HP test and measurement equipment to the Department of Electrical and Computer Engineering in the College of Engineering	80,328.00***

* No letter of transmittal from the donor.

** Non-cash gift - unsold stock. The amount stated is the value of the stock on the date of receipt by The University of Texas at Austin.

*** Non-cash gift - other. The amount stated is the estimated value on the date of receipt by The University of Texas at Austin.

	<u>Donor</u>	<u>Purpose</u>	<u>Amount</u>
23.	Chih-Lin Hsieh, Ph.D. 15 Trillium Lane San Carlos, California 94070	Painting entitled "The Way." by Tom Lieber to the Archer M. Huntington Art Gallery in the College of Fine Arts	\$ 30,000.00***
24.	International Business Machines Corporation J. Scott Moore, Ph.D. Technical Gifts Program Coordinator Post Office Box 218 Yorktown Heights, New York 10598	Equipment to the Bureau of Engineering Research	300,000.00***
25.	David Hume Kennerly 4006 Dixie Canyon Avenue Sherman Oaks, California 91423	Collection of photographic images, including prints, negatives and other formats, to the Center for American History in the General Libraries	300,000.00***
26.	NCR Corporation G. J. Cotshott Vice President CIMEG Systems Division 1700 South Patterson Boulevard Dayton, Ohio 45479	Computer hardware and software to the Center for Information Systems Management in the Graduate School of Business	50,000.00***
27.	Dr. and Mrs. Kenneth W. Prescott 2526 Tanglewood Trail Austin, Texas 78703	Four drawings by Burgoyne Diller to the Archer M. Huntington Art Gallery in the College of Fine Arts	52,000.00***

*** Non-cash gift - other. The amount stated is the estimated value on the date of receipt by The University of Texas at Austin.

THE UNIVERSITY OF TEXAS AT AUSTIN

U.T. BOARD OF REGENTS' MEETING

June 10, 1993

CATALOG CHANGES

The following listing summarizes the changes proposed to the Catalog of The University of Texas at Austin. This catalog change has been passed by the University Council, approved by me, and approved by the Executive Vice Chancellor for Academic Affairs. The complete text of the change can be found in the Documents and Proceedings of the University Council, pages 14472-14475.

The Undergraduate Catalog for 1992-94

Current bulletin
page number

Summary of Proposed Changes

31-33

For the Bachelor of Science in Architectural Studies degree program, the proposed changes add 11 semester hours of coursework in Architecture and remove 22 semester hours of prescribed coursework in other fields and/or electives. The total number of semester hours required for the degree changes from 136 to 125, more in line with the number of hours required for other four year degree programs. The modified degree program will serve more effectively as a preprofessional degree to prepare students for admission to the professional degree program, Master of Architecture.

THE UNIVERSITY OF TEXAS AT AUSTIN

U. T. BOARD OF REGENTS' MEETING

June 10, 1993

BUSINESS CONTRACTS FOR SERVICES

(Funds Coming In)

The following contracts have been awarded, have been administratively approved by the appropriate Executive Vice Chancellor, and are recommended for ratification by the U. T. Board of Regents:

1. Agency: City of Austin
 Funds: \$580
 Period: March 1, 1993 through February 28, 1994
 Title/Description: Extend the current contract providing for the radio broadcast of City Council Meetings on KUT Radio

2. Agency: Northern Telecom Inc.
 Funds: \$0; In exchange for participating in developmental activities related to a PBX functionality for the IPE System, Northern Telecom (NTI) grants The University a non-exclusive, paid-up license to use the software in conjunction with the use of the hardware as provided by NTI
 Period: Effective January 22, 1993
 Title/Description: Engineer, design, manufacture, deliver, and stall at The University's Installation Site located at 304 E. 24th Street, Austin, Texas, an Intelligent Peripheral Equipment (IPE) Module System which will allow for the replacement of obsolete departmental PBX systems and integrate them into the campus telephone system

(Funds Going Out)

3. Agency: AustInvest I, LTD
 Funds: (\$171,326.40)
 Period: March 1, 1993 through May 31, 1994
 Title/Description: Lease 10,198 square feet of office space located on the 15th and 16th Floors of Dobie Center, 2021 Guadalupe Street, Austin, Texas, for the Center for Mexican American Studies, the Center for Asian Studies, and the Center for Middle Eastern Studies

4. Agency: Browning-Ferris, Inc.
 Funds: (\$260) per month
 Period: March 1, 1993 through August 31, 1993
 Title/Description: Provide for the disposal of asbestos-containing material waste products for the Environmental Health and Safety office

5. Agency: Jones and Neuse, Inc.
Funds: (\$50,000)
Period: Effective December 31, 1992
Title/Description: Provide waste management assistance and regulatory guidance to The University's Environmental Health and Safety Office in an effort to ensure The University's compliance with all local, state, and federal regulations concerning proper management of both hazardous and nonhazardous wastes
6. Agency: Jones and Neuse, Inc.
Funds: (\$11,753)
Period: Effective October 27, 1992
Title/Description: Prepare a Stormwater Pollution Prevention Plan for The University's Balcones Research Center facility, as well as assist in developing measures that will assure compliance with the requirements of the facility's National Pollutant Discharge Elimination System (NPDES) general permit
7. Agency: Microelectronics and Computer Technology Corporation
Funds: (\$63,702.54)
Period: November 1, 1992, through August 31, 1994
Title/Description: Licenses The University to use and occupy 4,416 square feet of unused office space in the premises currently leased to MCC by The University located at 3500 W. Balcones Center Drive, Austin, Texas, for the Texas Institute for Computational Mechanics (TICOM)
8. Agency: Southern Homes, Inc.
Funds: (\$216,622.80)
Period: April 1, 1993 through March 31, 1996
Title/Description: Lease 15,835 square feet of laboratory space located at 300 N. Bagdad, Leander, Texas, to house the Institute for Advanced Technology's Light Gas Gun Launcher
9. Agency: Specialty Rentals Bleacher Limited Partnership, d/b/a Specialty Bleacher Company
Funds: (\$31,000)
Period: Effective November 19, 1992
Title/Description: Rent and set-up elevated bleacher seating for the Texas vs. Texas A & M football game on November 26, 1992

MINOR CONSTRUCTION PROJECTS, as authorized by U.T. Board of Regents' Rules and Regulations, Part Two, Chapter VIII, Section 2 (Projects previously approved by the Board of Regents and/or those for Minor Repair and Remodeling for \$300,000.00 or less.)

10. Contractor: American Restoration, Inc.
Amount: (\$17,500)
Source of Funds: Repair Subgrade Leaks MO&E, 14-8648-6950
Date of Contract: March 1, 1993
Estimated Completion Date: June 1, 1993
Project Title: Repair Subgrade Leaks, University Teaching Center
Brief Description: Provide labor and materials to waterproof the areas noted and caulk as shown. In addition, some gypsum board work will be done to access the walls and further correct foundation leaks at the University Teaching Center
11. Contractor: Brandes Brothers Constructors, Inc.
Amount: (\$75,000)
Source of Funds: BTL & WMB - Exterior Restoration, 36-0719-9327
Date of Contract: March 12, 1993
Estimated Completion Date: July 19, 1993
Project Title: Exterior Maintenance, Battle Hall and West Mall Building
Brief Description: Provide all labor, material, equipment, scaffolding, etc. to accomplish the complete exterior restoration of Battle Hall and the West Mall Building
12. Contractor: Brandes Brothers Constructors, Inc.
Amount: (\$200,000)
Source of Funds: CDL - Columbian Collection Renovation MO&E, 14-8648-7650
Date of Contract: April 7, 1993
Estimated Completion Date: July 7, 1993
Project Title: Renovations for GSLIS Preservation Program, Collections Deposit Library
Brief Description: Provide labor and materials as specified to provide architectural, mechanical and electrical renovations to accommodate the Graduate School for Library and Information Science's Preservation Program
13. Contractor: Eldridge Electric Company, Inc.
Amount: (\$20,000)
Source of Funds: CTJ Pump Room Rehabilitation MO&E, 14-8648-6750
Date of Contract: February 24, 1993
Estimated Completion Date: July 18, 1993
Project Title: Rewire Pump Room, Claudia Taylor Johnson Hall
Brief Description: Furnish and install new electrical equipment in the pump room of Claudia Taylor Johnson Hall

14. Contractor: Island Construction, Inc.
Amount: (\$15,000)
Source of Funds: MSI Road Repair Project M0&E,
14-8648-1650
Date of Contract: February 8, 1993
Estimated Completion Date: May 16, 1993
Project Title: Road Resurfacing, Marine Science
Institute at Port Aransas, Texas
Brief Description: Add 40' X 16' of paving for the
boathouse turnaround, 100' x 22' of
paving for the entrance area, 260' x 85'
of paving for the physical service
complex, and add 32' x 28' of paving for
the Wilson Cottage turnaround
15. Contractor: JHL Central Corporation
Amount: (\$23,421)
Source of Funds: Intercollegiate Athletics for Men -
Other Expenses, 29-1000-0050
Date of Contract: February 15, 1993
Estimated Completion Date: July 1, 1993
Project Title: Structural Connections Repair-West Deck,
Memorial Stadium
Brief Description: Perform emergency structural repairs at
Memorial Stadium
16. Contractor: JHL Central Corporation
Amount: (\$49,000)
Source of Funds: HMA Exterior Restoration M0&E,
14-8648-7150
Date of Contract: March 12, 1993
Estimated Completion Date: July 5, 1993
Project Title: Exterior Maintenance, Hogg Memorial
Auditorium
Brief Description: Provide labor and materials to
accomplish the complete exterior
restoration of Hogg Memorial Building
17. Contractor: R&B Enterprises, Inc.
d/b/a Oliver Roofing Systems
Amount: (\$10,040)
Source of Funds: WHH - Reroofing, 36-0319-9322
Date of Contract: February 10, 1993
Estimated Completion Date: March 17, 1993
Project Title: Change Order #1, Replace Built-Up Roofs,
Walter Webb Hall
Brief Description: Install specified lightweight roof
system over penthouses in lieu of metal
deck system, alter drainage on south
side perimeter strip at high roof,
double gravel (800 square feet) to
improve drainage, and replace three
scuppers in Walter Webb Hall
18. Contractor: W. K. Jennings Electric Company, Inc.
Amount: (\$27,500)
Source of Funds: TSC - Replace Bus Duct, 36-0319-9327
Date of Contract: April 1, 1993
Estimated Completion Date: August 1, 1993
Project Title: Lighting Controls, Texas Swimming Center
Brief Description: Provide labor and materials to provide
new lighting controls and rewire various
lighting systems in the Texas Swimming
Center

THE UNIVERSITY OF TEXAS AT AUSTIN

U. T. BOARD OF REGENTS' MEETING

June 10, 1993

TRADEMARK LICENSE AGREEMENTS

The following agreements have been awarded and are recommended for approval by the U. T. Board of Regents. All product approvals are in accordance with Paragraphs 10.1(C) and (D) and 11.1 of the Trademark Agreement.

1. Licensee: 4 Sport & Play, Inc.
San Diego, California 92110
Fee-Royalty: \$50.00, 6%
Period: March 1, 1993 through December 31, 1995
Description: Pak Chest™ brand coolers.
2. Licensee: Athletic Bag Company
Salt Lake City, Utah 84127
Fee-Royalty: \$0.00, 6%
Period: January 1, 1993 through December 31, 1995
Description: Bags, various types and sizes.
3. Licensee: Candles By Christy
Dallas, Texas 75208
Fee-Royalty: \$50.00, 6%
Period: February 1, 1993 through December 31, 1995
Description: Candles.
4. Licensee: Capco, Inc.
Ormond Beach, Florida 32074
Fee-Royalty: \$0.00, 6%
Period: January 1, 1993 through December 31, 1995
Description: Sunglasses.
5. Licensee: Dewie Chairs By Daniel White
Kingwood, Texas 77339
Fee-Royalty: \$50.00, 6%
Period: March 1, 1993 through December 31, 1995
Description: "Dewie" chairs (PVC pipe frames and fabric seat and back).
6. Licensee: Diversified Novelties, Inc.
Wilkes Barre, Pennsylvania 18702
Fee-Royalty: \$50.00, 6%
Period: January 1, 1993 through December 31, 1995
Description: Soft foam, novelty football helmet.
7. Licensee: Euro-Stylist Trading Corporation
New York, New York 10001
Fee-Royalty: \$100.00, 7%
Period: April 1, 1993 through December 31, 1995
Description: Apparel, which includes knit t-shirts, sweatshirts, sweatpants and jackets (men's and boy's sizes and styles).
8. Licensee: Exclusively Yours, Inc.
Hattiesburg, Mississippi 39402
Fee-Royalty: \$50.00, 6%
Period: January 1, 1993 through December 31, 1995
Description: Cotton afghans and 9 oz. terri cloth wraps.
9. Licensee: Famous Sportswear Speciality
Columbus, Ohio 43223
Fee-Royalty: \$0.00, 7%
Period: January 1, 1993 through December 31, 1995
Description: Apparel, which includes all types of clothing, hats/caps, footwear and hosiery.

10. Licensee: Fun-Tees, Inc.
Concord, North Carolina 28026
Fee-Royalty: \$0.00, 7%
Period: January 27, 1993 through December 31, 1995
Description: T-shirts, sweatshirts and knit activewear (various styles), which includes Capitol Graphics brand/label and other brands.
11. Licensee: G. G. Z. Classic Impressions
Cincinnati, Ohio 45237
Fee-Royalty: \$100.00, 7%
Period: February 1, 1993 through December 31, 1995
Description: T-shirts and sweatshirts.
12. Licensee: Gold Medal Company
Richmond, Virginia 23234
Fee-Royalty: \$50.00, 6%
Period: February 1, 1993 through December 31, 1995
Description: Gold Medal brand bean bag chairs.
13. Licensee: Good Stuff Corporation
Long Island City, New York 11101
Fee-Royalty: \$50.00, 6%
Period: March 1, 1993 through December 31, 1995
Description: Mini-size novelty football (vinyl outer and poly filled).
14. Licensee: Impex Trading Corporation
Skokie, Illinois 60077
Fee-Royalty: \$100.00, 7%
Period: April 1, 1993 through December 31, 1995
Description: Caps, t-shirts, short sets, hooded tops and jackets.
15. Licensee: J-Head Trading Corporation
Ridgefield, New Jersey 07657
Fee-Royalty: \$100.00, 7%
Period: April 1, 1993 through December 31, 1995
Description: Apparel, which includes t-shirts and sweatshirts.
16. Licensee: King Louie International, Inc.
Grandview, Missouri 64030
Fee-Royalty: \$0.00, 7%
Period: January 1, 1992 through December 31, 1995
Description: Apparel, which includes various styles of t-shirts, sweatshirts, shorts, jackets and caps.
17. Licensee: Logos, Inc.
Las Vegas, Nevada
Fee-Royalty: \$100.00, 7%
Period: April 1, 1993 through December 31, 1995
Description: Logos™ brand sport shoes.
18. Licensee: McArthur Towels, Inc.
Baraboo, Wisconsin 53913
Fee-Royalty: \$50.00, 6%
Period: April 1, 1993 through December 31, 1995
Description: Baby bibs and towels (various sizes and styles).
19. Licensee: Midwest Imports International, Inc.
Chicago, Illinois 60641
Fee-Royalty: \$100.00, 7%
Period: March 1, 1993 through December 31, 1995
Description: T-shirts, sweatshirts, shorts and towels.
20. Licensee: MPrint
Austin, Texas 78764-3764
Fee-Royalty: \$0.00, 6%
Period: January 1, 1993 through December 31, 1995
Description: Sunbuster™ auto window shade.

21. Licensee: New Life Industries, Inc.
Somerset, Kentucky 42501
Fee-Royalty: \$100.00, 7%
Period: January 1, 1993 through December 31, 1995
Description: T-shirts and sweatshirts.
22. Licensee: Product Code 31, Inc.
New York, New York 10013
Fee-Royalty: \$100.00, 7%
Period: April 1, 1993 through December 31, 1995
Description: T-shirts, sweatshirts, tank tops, shorts and cotton canvas bags.
23. Licensee: ProGroup, Inc.
Ooltewah, Tennessee 37363-0796
Fee-Royalty: \$100.00, 7%
Period: October 1, 1992 through December 31, 1994
Description: Duckster brand apparel and Hot/Z brand golf accessories.
24. Licensee: Rempe and Islander Heights, Inc.
d/b/a Islander Heights
Tulsa, Oklahoma 74105
Fee-Royalty: \$100.00, 7%
Period: January 1, 1993 through December 31, 1995
Description: A F S actionwear and Islander Heights brands apparel, which includes denim shorts, denim caps and cotton t-shirts.
25. Licensee: Signal Apparel Company, Inc.
Wabash, Indiana 46992
Fee-Royalty: \$0.00, 7%
Period: January 1, 1993 through December 31, 1995
Description: Apparel, which includes all types/kinds of clothing.
26. Licensee: Stadium Apparel,
Division of Piccolino USA, Inc.
Long Island, New York 11040
Fee-Royalty: \$100.00, 7%
Period: February 1, 1993 through December 31, 1995
Description: Apparel, which includes jackets, sweatshirts, two-piece wind suits (sizes infant - children's 20).
27. Licensee: Stephanie's Hoopla
Harker Heights, Texas 76543
Fee-Royalty: \$0.00, 7% for items in Category A and 6% for items in Category B
Period: January 1, 1993 through December 31, 1995
Description: Category A consists of apparel, which includes all types of clothing, hats/caps, footwear and hosiery. Category B consists of novelties/collectables, which includes, but is not limited to baby bibs and other novelties/collectables/accessories.
28. Licensee: Teed Shirts, Inc.
San Marcos, Texas 78666-8117
Fee-Royalty: \$0.00, 7%
Period: January 1, 1993 through December 31, 1995
Description: Apparel, which includes all types of clothing.
29. Licensee: Towel Caddy By Shelby, Inc.
Seagoville, Texas 75159
Fee-Royalty: \$0.00, 6%
Period: January 1, 1993 through December 31, 1995
Description: Towel Caddy™, a golf accessory.

30. Licensee: Trench Manufacturing, Inc.
Buffalo, New York 14209
Fee-Royalty: \$0.00, 7%
Period: January 1, 1993 through December 31, 1995
Description: Apparel and novelties.
31. Licensee: Wordyisms, Inc.
Austin, Texas 78758
Fee-Royalty: \$0.00, 6%
Period: January 1, 1993 through December 31, 1995
Description: "Diplo-Mat", diploma frames with the UT logo and the tower logo; "Diplo-Mat," with University of Texas and The University of Texas at Austin.

THE UNIVERSITY OF TEXAS AT AUSTIN
 Parking and Traffic Regulations
 The UT Board of Regents' Meeting June 10,1993

SECTION I
 QUICK REFERENCE TO PARKING
 AND TRAFFIC REGULATIONS

1. **PERMITS REQUIRED FOR ACCESS & PARKING:** Only vehicles conspicuously displaying proper University permits (as specified in Section VI, *infra*) may enter or park on the campus (as shown by the boundaries on the map accompanying the regulations) Monday through Friday from 7:30 a. m. to 4:00 p. m.
2. **DISPLAY OF PERMITS:** Parking permits must be properly affixed to the vehicle (s) as described in Section VI. Permits which are taped or affixed by unauthorized materials will subject the holder to a citation. Additionally, the permit will be revoked and the holder may lose all parking privileges (Section VIII, *infra*).
3. **SURRENDER OF PERMITS:** Permits shall be surrendered when there is a change of vehicle ownership; when association with The University is terminated; when a replacement permit has been issued to take the place of a previously issued permit; or upon expiration or revocation (Section VI).
4. **CLASSES OF PERMITS:** Below is some helpful information on some specific classes of permits. For information on other classes of permits, fees, etc. see Section VI, *infra*.

A. **CLASS "A" PERMITS:** Holders of Class "A" permits shall park only in Class "A" parking areas (except car pool areas), Monday through Friday from 7:30 a. m. to 4:00 p. m. Holders may park in other parking areas at other times except when restricted or prohibited by posted signs or markings. Additionally, vehicles bearing a current "A" permit may park in any Class "C" parking area (except car pool spaces) after 2:00 p. m., Monday through Friday (Section VI, *infra*).

Note: Certain spaces have been reserved after these hours for vehicles bearing a current Class "A" permit. These spaces are located as follows (each area is specifically posted as to times and days):

- a. Lot 14 - All spaces except for those designated as "F-14 permits at all times".
- b. Lot 15 - All spaces in that part of the lot north of the Experimental Science Building (unless otherwise posted).

c. Lot 16 - Certain marked spaces located in the lot west of W. R. Woolrich Laboratories.

B. CLASS "C" PERMITS: Holders of Class "C" parking permits shall park only in Class "C" parking areas, except car pool spaces, Monday through Friday from 7:30 a. m. to 4:00 p. m. Holders may park in other parking areas at other times except when restricted or prohibited by posted signs or markings. Vehicles with Class "C" permits may not be driven past the traffic control stations during these hours, except at Balcones Research Center (Section VI, *infra*) .

C. CLASS "D" PERMITS: Holders of Class "D" permits shall park only in Class "D" spaces Monday through Friday from 7:30 a.m. to 4:00 p. m. Holders may park in other parking areas at other times except when restricted or prohibited by posted signs or markings. When no spaces are available a temporary permit may be issued by traffic control station personnel which will authorize parking in other designated areas for limited periods of time (Section VI, *infra*) .

D. CLASS "F" PERMITS: Holders of Class "F" permits shall park only in the area (lot) designated on their permits, from 7:30 a. m. to 4:00 p. m. Monday through Friday. Note: The first two digits of the "F" permit number denote the lot number. Holders may park in other parking areas at other times except when restricted or prohibited by posted signs or markings. When no spaces are available or there is an urgent need, a temporary "F" permit (for another lot) may be issued by The University Police or the Uniformed Officers in the traffic control stations (Section VI, *infra*) .

Note: Certain spaces have been reserved after these hours for vehicles bearing a current Class "F" permit. These spaces are located and marked as follows (each area is specifically posted as to times and days) :

- a. Lot 14 - All spaces except for those designated as "F-14 permits at all times".
- b. Lot 15 - All spaces in that part of the lot north of the Experimental Science Building (unless otherwise posted).
- c. Lot 16 - Certain marked spaces located in the lot west of W. R. Woolrich Laboratories.

E. CLASS "G" PERMITS: Holders of Class "G" permits shall park only in designated Class "G" parking areas Monday through Friday from 7:30 a. m. to 4:00 p. m. Holders may park in other parking areas after these hours except when restricted or prohibited by posted signs or markings. (Section VI, *infra*) . Note: Certain spaces have been reserved after these hours for vehicles bearing a current Class "G" permit. These spaces are

located and marked as follows (each area is specifically posted as to times/days, etc.) :

- a. Lot 14 - All spaces except for those designated as "F-14 permits at all times".
- b. Lot 15 - All spaces in that part of the lot north of the Experimental Science Building (unless otherwise posted).
- c. Lot 16 - Certain marked spaces located in the lot west of W. R. Woolrich Laboratories.

F. CLASS "M" PERMITS: Holders of Class "M" permits shall park only in designated Class "M" areas Monday through Friday from 7:30 a. m. to 4:00 p. m. Motorcycles or mopeds may not be driven past the traffic control stations during these hours, except at Balcones Research Center. (Section VI, *infra*) .

5. PERMIT RESTRICTIONS: Purchase of a permit does not guarantee a parking place on campus (Section II, *infra*) . Purchase of a parking permit signifies that an individual has been granted the privilege of parking a motor vehicle on University property (Section VI, *infra*) . Class A, C, D and G applicants will be issued one hanging or transferable parking permit. The applicant may transfer this hanging permit to any vehicle he or she wishes; however, the applicant will be responsible for parking violations by any vehicle bearing their permit. (Section VI, *infra*) .
6. LOADING ZONE PERMITS: A Loading Zone permit is required to use these spaces/areas Monday through Friday from 7:30 a.m. to 4:00 p.m. unless otherwise posted. Permits (normally valid for 20 minutes) may be obtained from the guards at the traffic control stations.
7. BICYCLE REGISTRATION: Bicycles operated or parked on the campus shall be registered with The University Police Department. Contact UTPD on the west side of Gregory Gymnasium (weather permitting) on Wednesdays from 9:00 a. m. to 4:00 p. m. for registration.
8. BICYCLES, MOPEDS (MOTOR-ASSISTED BICYCLES) AND SKATES: Bicycles and mopeds must be operated in accordance with, and skaters must conform to, the ordinances of the City of Austin, the specific applicable provisions of these regulations, all provisions of these regulations concerning parking restrictions and traffic control (Section IV, *infra*) and applicable state law.
9. PARKING LOTS: On occasion during the year, certain parking lots may be closed by the Parking Committee, Chief of

- Police, the President of The University, and/or by the President's designee.
10. **SPEED LIMIT:** The speed limit on all parts of the campus, whether on streets or in parking areas, is 15 mph unless otherwise posted (Section IV, *infra*).
 11. **POSTED SIGNS:** Posted signs, whether permanent or temporary, must be obeyed at all times and take precedence over painted curbs, pavement markings and designations shown on any University maps.
 12. **PARKING IMPROPERLY:** A vehicle shall not park on a street or parking lot where angle parking is required, with the back of the vehicle toward the curb or car stop, nor shall a vehicle be parked opposite the flow of traffic in the traffic lane where parallel parking is required. Parking wholly within the marked boundaries of the parking space is required at all times. Vehicles shall not park in a manner that obstructs walkways, driveways, ramps, loading docks, marked crosswalks or inflicts damage to shrubbery, trees, grass, grounds or structures. Additionally, no vehicle may park on any unmarked or unimproved ground area which has not been marked or designated for parking. Other improperly parked vehicles do not constitute an excuse for improper parking. In addition to zones marked by posted signs, all yellow-painted curbs or pavements denote No Parking At Any Time.
 13. **ENFORCEMENT AND IMPOUNDMENTS:** Failure to abide by these regulations may be the basis for disciplinary action against students and faculty/staff (Sections V and VIII, *infra*). Upon notice, violators may be subject to impoundment of their vehicle (s) pending payment of overdue charges (Section VIII, *infra*). Students may also be barred from readmission and have grades, degree, refunds or official transcripts withheld pending payment of overdue charges (Section VIII, *infra*). Vehicles may also be impounded for specific impound violations.
 14. **APPEAL OF CITATION:** University parking and traffic citations may be appealed, within five (5) working days from date of citation, by making an appointment with the Parking and Traffic Office, (See Section VIII for detailed procedures). Court Appearance citations are handled by the appropriate state or municipal court.
 15. **VISITORS:** All visitors need permits to park on campus UNLESS parked at a paid parking meter; at the University Visitor Center; or, in the parking garage. OFFICIAL

VISITORS are those who conduct business with or who render a service to The University and who are not otherwise eligible for annual parking permits. Official visitors may obtain temporary ("V") parking permits from the guards at the traffic control stations. These permits entitle the holder to park only in a space designated "Official Visitor". Permits must be conspicuously displayed on the vehicle by hanging them from the rear view mirror support (Section VI, *infra*).

16. PEDESTRIAN RIGHTS AND DUTIES: Pedestrians must obey all traffic control devices. They have the right-of-way at marked crosswalks, in intersections and on sidewalks extending across a service drive, building entrance or driveway. Pedestrians crossing a street at any point other than within a marked crosswalk or within an unmarked crosswalk at an intersection shall yield the right-of-way to all vehicles on said street. Pedestrians shall not leave the curb or their place of safety and walk or run into the path of a vehicle which is so close that it is impossible for the driver to yield. Pedestrians may cross an intersection diagonally only where permitted by special pavement marking.
17. INOPERABLE VEHICLES: If a vehicle becomes inoperable, a telephone call shall be placed to The University Police Department at 471-4441. The police will either render assistance or authorize temporary parking. Temporary parking shall not exceed 24 hours and must not create any obstruction or hazard.
18. Ownership of the permit remains with The University and is not transferable.

SECTION II GENERAL PROVISIONS

Pursuant to the authority granted by Sections 51.201 et seq., 54.005, 54.503, 65.31 and 67.21 of Title 3 of the Texas Education Code, the Board of Regents of The University of Texas System promulgated Parking and Traffic Regulations to regulate and control parking and traffic and the use of parking facilities, to provide for the issuance of parking permits, and to provide for jurisdiction over offenses. This booklet contains those regulations and procedures applicable to any person who walks or drive and parks a motor vehicle or bicycle on the campus of The University of Texas at Austin. These rules and regulations are supplementary to the ordinances of the City of Austin and the statutes of the State of Texas which govern pedestrians and the use of motor vehicles and bicycles.

The operating of a motor vehicle or bicycle on The University of Texas at Austin campus is a PRIVILEGE granted by The University and is not an inherent right of any faculty/staff member or student. All faculty, staff and students who have motor vehicles in their possession or control for use, operation or parking on The University campus must apply for a permit with the Parking and Traffic Office. Purchasing a parking permit does not guarantee a parking place on campus.

The University is not responsible for fire, theft, damage to, or loss of vehicles parked or operated on The University campus. No bailment is created by granting of any parking or operating privileges regarding a vehicle on any property owned, leased or otherwise controlled by The University.

The administration and enforcement of the regulations contained in this booklet are as follows:

PARKING AND TRAFFIC POLICIES COMMITTEE: This standing committee is composed of four faculty, four staff (two of whom represent organizations located primarily at Balcones Research Center) and two students. The function of this committee is to advise the President in establishing parking and traffic regulations; to review annually a system of priorities for permits to be issued for parking in restricted areas; to participate in the facilities planning process and recommend ways and means of meeting the parking and traffic needs of faculty, staff, students and visitors on The University of Texas at Austin campus; and, to recommend to The University Council any changes in the composition and operation of the Parking and Traffic Appeals Panel. Suggestions for changes to these Regulations; requests for individual consideration; or, any other communication concerning these Regulations should be directed to this Committee via the Parking and Traffic Administration Office.

PARKING AND TRAFFIC APPEALS PANEL: This panel is composed of faculty, staff and students and rules on review requests (Section VIII, paragraph E, *infra*) ; and, conducts hearings concerning impoundment or barring from readmission, the withholding of grades, degrees, refunds or official transcripts based on overdue charges (Section VIII, paragraph F, *infra*) . This panel also rules on appeals from proposed suspensions of campus driving and parking privileges (Section VIII, paragraph G, *infra*) .

PARKING AND TRAFFIC ADMINISTRATION: This office is responsible for all administrative functions relating to the issuance of parking permits; the collection of administrative enforcement charges for parking and traffic violations; the acceptance of appeals from such violations; the processing of refund requests upon withdrawal from The University; and, for the operation of Parking

Facilities (garages). Questions relating to these functions should be directed to Parking and Traffic Administration, Service Building, Room 1.

UNIVERSITY POLICE: The University Police have the responsibility and the legal authority for the enforcement of the Parking and Traffic Regulations listed in this booklet. University police officers may issue University citations or Court Appearance citations **ENFORCEABLE IN COURT**. (See Section VIII). On special occasions and emergencies, such parking limitations may be imposed by the Chief of Police as are required by the conditions which prevail. When conditions warrant such action, the Chief may waive parking limitations.

The University reserves the right to enforce parking and traffic regulations:

1. through the issuance of University citations and the collection of administrative enforcement charges for offenses;
2. through the impoundment of vehicles interfering with the movement of vehicular or pedestrian traffic or blocking a sidewalk, loading dock, ramp, crosswalk, entrance, exit, fire lane or aisle and through the impoundment of vehicles for unpaid charges after proper notice as provided by these regulations;
3. by the suspension or revocation of permits;
4. by requiring either the vehicle owner or operator or the person who purchased the permit to appear in court or at a University hearing for non-payment of outstanding charges;
5. by barring the readmission and withholding grades, degree, refunds and official transcript of any student for non-payment of outstanding charges;
6. by disciplinary action against employees or students who fail to abide by these regulations;
7. by denying parking permits to those with overdue charges;
8. by the issuance of Court Appearance citations requiring an appearance in the appropriate state or municipal court; and

9. by such other methods as are commonly employed by city governments or state agencies in control of traffic regulation enforcement.

Proof of the fact that any parking or traffic control device, sign, parking meter, signal or marking was actually in place at any location on campus of The University of Texas at Austin shall constitute prima facie evidence that the same is official and was installed under the authority of applicable law and these regulations.

When any person is charged with having stopped, parked and left standing a motor vehicle on the campus of The University of Texas at Austin, in violation of any provision of the Parking and Traffic Regulations of The University of Texas at Austin, proof that said vehicle was, at the date of the offense, bearing a valid University of Texas at Austin parking permit shall constitute prima facie evidence that said vehicle was then and there stopped, parked and left standing by the holder of the parking permit. However, if the vehicle does not bear a valid University of Texas at Austin parking permit, proof that said vehicle at the date of the offense alleged, was owned by an individual is prima facie proof that said vehicle was then and there stopped, parked and left standing by said individual.

The University assumes no responsibility for any vehicle or any duty to protect any vehicle or its contents at anytime the vehicle is operated or parked on the campus.

The University may deem a motor vehicle including a motorcycle, motor scooter, moped or bicycle parked on The University campus for more than 48 hours without a valid permit to be abandoned and may dispose of such vehicle as provided in Section 10 of Chapter VII, Part Two of the Regents' Rules and Regulations.

SECTION III DEFINITIONS

UNIVERSITY CAMPUS: All University of Texas at Austin owned or controlled property whether or not within the confines of the traffic control stations.

MAIN CAMPUS: All University owned or controlled property within the boundaries shown on the map accompanying these regulations. For the purpose of these regulations, Balcones Research Center is considered part of the main campus.

OFFICIAL VISITOR: An individual who is not normally eligible for an annual University parking permit and who comes to the main campus to conduct important business with, or to render an

important service to, The University.

PARKING AREA: Any area on the University campus which has been designated and marked for parking whether on streets or in lots.

NO PARKING ZONE: In addition to zones marked by posted signs, all yellow-painted curbs or pavements denote no parking at any time.

FIRE ZONE: An area designated by a posted sign and yellow-painted curbs or pavement which denotes *no parking at any time*.

TOW AWAY ZONE: An area designated by a posted sign which constitutes public notice that a vehicle parked in violation may be removed.

LOADING ZONE: An area, dock or zone marked by posted signs which is reserved for loading or unloading only.

MOPED (MOTOR-ASSISTED BICYCLE) : A motor-driven cycle with an engine piston displacement of less than 50cc (or motor which produces not more than two brake horsepower) and which does not require the operator to shift gears.

MOTOR VEHICLE: Any vehicle which is self-propelled and in, upon or by which any person or property is or may be transported or drawn upon a public highway, except devices moved only by human power or used exclusively on stationary rails or tracks.

MOTORCYCLE: Any motor-driven cycle with not more than three wheels in contact with the ground and with an engine piston displacement of 50cc or more (or motor which produces more than two brake horsepower). For the purposes of these regulations motor scooters are considered the same as motorcycles.

SECTION IV GENERAL TRAFFIC REGULATIONS

Unless specifically authorized, no vehicle may enter or park upon the main campus without displaying a current permit Monday through Friday from 7:30 a. m. to 4:00 p. m. Permits are not required at other times nor on designated University holidays. All must abide by the Regulations listed in this booklet which are supplementary to the ordinances of the City of Austin and the statutes of the State of Texas which govern pedestrians and the use of motor propelled vehicles and bicycles.

The following special rules apply to bicycles:

1. Bicycles operated or parked on the main campus shall be registered with the University Police Department. Contact UTPD on the west side of Gregory Gymnasium on Wednesdays (weather permitting) from 9:00 a. m. to 4:00 p. m. or during other specifically publicized periods, for information on free registration.
2. Bicycles shall be parked ONLY in bicycle racks/concrete parking blocks provided for this purpose.
3. Bicycles shall not be ridden on pedestrian walkways or sidewalks.
4. Bicycles parked or otherwise secured in unauthorized places e.g. posts, railings, trees, etc. are subject to impoundment.
5. Bicycles shall not be placed, used, parked or otherwise left within any University building at any time.
Note: During periods of no classes and on University holidays, dormitory residents may temporarily store one bicycle in their assigned room with the advanced approval of the Director of Housing and Food Service. Under no circumstances are bicycles to be stored in administrative or academic areas, e.g., offices, laboratories, classrooms, etc.
6. On University streets, operators of bicycles shall comply with all stop signs, yield signs, and other official traffic control devices except that bicycles may proceed in either direction on Inner Campus Drive only.

The speed limit on all parts of the main campus is 15 MILES PER HOUR at all times, unless otherwise posted. All vehicles, including bicycles, are required to stop completely at stop signs and to proceed with caution. Once a vehicle has legally entered an intersection, pedestrians shall yield Right-of-way until the vehicle clears the intersection. A flashing yellow light requires slowing the vehicle and proceeding with caution. A flashing red light requires stopping the vehicle completely before proceeding with caution.

Pedestrians are subject to all official traffic control devices. They have the right-of-way at marked crosswalks, in intersections and on sidewalks extending across a service drive, building entrance or driveway. Pedestrians crossing a street at any point other than within a marked crosswalk or within an unmarked crosswalk at an intersection shall yield the right-of-way to all vehicles on said street. Pedestrians shall not leave curb or other place of safety and walk or run into the path of a vehicle which is so close that it is impossible for

the driver to yield.

With the exception of a wheelchair or similar motorized vehicle operated by a disabled person, no personally owned wheeled vehicle such as a passenger automobile, truck, trailer, motorcycle, or moped shall be placed, used, parked or otherwise left within any University building at any time.

Roller skating (including skate boards) is not permitted on any part of the campus.

SECTION V PARKING REGULATIONS

The various classes of parking permits and their eligibility requirements, privileges and limitations are described in detail in Section VI. Parking meters are in use from 8:00 a. m. to 4:00 p. m. Monday through Friday except on designated University holidays. Parking is prohibited at all times where indicated by yellow-painted curbs or yellow-painted pavement markings. Parking adjacent to orange-painted curbs is restricted to authorized vehicles ONLY as shown on posted signs. Parking at unpainted curbs is controlled by area parking signs. Posted signs must be honored at all times and take precedence over painted curbs, pavement markings and designations shown on the enclosed map.

Only passenger vehicles or light trucks are to be parked in designated parking areas. In addition, certain other motor vehicles shall not be operated or parked on the campus at any time without authorization including but not limited to, all-terrain vehicles, go-carts, golf carts, motor homes, trailers and other over-size vehicles whose individual or combined length is in excess of twenty feet. Authorization to operate or park special use or over-size vehicles on the campus may be obtained from The University Police at 471-4441.

Only vehicles conspicuously displaying proper University permits (as specified in Section VI, *infra*) may enter or park on the main campus Monday through Friday from 7:30 a. m. to 4:00 p. m. The penalty for illegal possession or use of a lost, stolen or forged permit shall be an amount equal to the original value of the permit plus any citations issued; and, revocation of parking privileges for a period of one year. Additionally, the vehicle (s) in which the stolen or forged permit (s) was found shall be barred from parking on campus for the same one year unless the registered owner makes special arrangements with the Parking and Traffic Office (see Section VIII, Paragraph G). Other restrictions concerning parking and driving on the Main Campus are shown in Section VII, DRIVING AND PARKING OFFENSES.

The absence of sufficient authorized parking space on The University campus during a particular period of time will not be considered as valid justification for violation of parking and traffic regulations. The mere fact that citations are not issued for any offense does not indicate that these regulations have been modified to exclude the offense.

Parking and traffic regulations on campus are in effect at all times. All posted restrictions apply whether or not classes are in session. On University holidays, only those parking restrictions which regulate parking at all times shall remain in effect.

Failure to abide by parking and traffic regulations may be the basis for disciplinary action against students and employees. Students may be subjected to penalties ranging from disciplinary probation to expulsion from The University as outlined in the Rules and Regulations of the Board of Regents of The University of Texas System, Part One, Chapter VI. Employees may be subjected to disciplinary penalties including termination of employment as outlined in Section 9.49 of the HANDBOOK OF OPERATING PROCEDURES.

SECTION VI PARKING PERMITS

- A. **FACULTY AND STAFF:** A parking permit will be issued upon application and payment of parking fee to the Parking and Traffic Office located in the Service Building, Room One. Holders of Class F or O permits may register an alternate vehicle at no additional cost with the understanding that both vehicles shall not be parked on campus at the same time unless one is parked at a paid parking meter or in the Parking Facility (garage). A citation will be issued by The University Police Department and in addition, the permit for the alternate vehicle will be revoked. (Section VIII, *infra*)
Note: Class A, D and G applicants will be issued one hanging permit. This hanging permit is transferable to any passenger vehicle being operated by or for the permit holder. Also, applicants may register one additional motorcycle, moped or motor scooter upon separate application and payment of the required fee.
- B. **STUDENTS:** A parking permit will be issued upon application and payment of the parking fee to the Parking and Traffic Office located in the Service Building, Room One. In addition, students must present a paid fee receipt for the current semester. Class "C" applicants will be issued a hanging permit which is transferable to any passenger vehicle being operated by or for the permit holder. Students may register one additional motor

scooter, motorcycle or moped upon separate application and payment of the required fee to the Parking and Traffic Administration Office.

- C. **DISPLAY OF PERMITS:** Permits shall be affixed on the vehicle according to the instructions furnished on the permit. Failure to follow instructions concerning affixing the permit will result in citations being issued.
- D. **REMOVAL OF PERMITS:** Permits shall be removed:
 1. when association with The University is terminated;
 2. when a replacement permit has been issued to take the place of a previously issued permit; or
 3. upon expiration or revocation of the permit.
- E. **CLASSES OF PERMITS AND FEES:** All permits expire on August 31 each year unless otherwise noted on the permit. Note: Annual Class A permits expire June 30 each year.

PERMIT FEES
(Faculty and Staff)

<u>TYPE</u>	Purchased between		
	<u>Sept. 1- Dec. 31</u>	<u>Jan 1- Apr 30</u>	<u>May 1- Aug 31</u>
O	\$180	\$120	\$60
A	See Note		
F	\$120	\$80	\$40
D	\$120	\$80	\$40
G	\$22	\$16	\$ 8
M	\$ 9	\$ 6	\$ 4
R	\$13	\$ 9	\$ 5
E	\$13	\$ 9	\$ 5

STUDENTS

C	\$13	\$ 9	\$ 5
M	\$ 9	\$ 6	\$ 4
D	\$13	\$ 9	\$ 5
A (Health)	\$13	\$ 9	\$ 5

Note: Class A permit fees are as follows:

<u>TYPE</u>	<u>Jul 1- Oct 31</u>	<u>Nov 1- Feb 28</u>	<u>Mar 1- Jun 30</u>
A	\$48	\$32	\$16

Student Class "D" and Class "A" (health) permits shall be pro-rated if obtained for less than a semester.

All disabled veterans whose vehicles display the specially designed license plates issued by the State Department of Transportation with the words "DISABLED VET" printed thereon in accordance with the provisions of Article 6675a-5e, Texas Revised Civil Statutes Annotated and all permanently disabled persons whose vehicles display the specially designed symbols, tabs or other devices (to include a vehicle in which a temporarily disabled person identification card is placed in the lower left hand side of the front windshield) issued by the State Department of Transportation with the word "DISABLED" printed thereon in accordance with the provisions of Article 6675a-5e.1 Texas Revised Civil Statutes Annotated are exempt from parking permit fees and from parking meter fees and time limits. These exemptions do not permit parking a vehicle at a place where parking is specifically restricted or prohibited.

F. PERMITS: The following is a detailed listing of the various types of permits:

1. CLASS O PERMITS: Class O parking permits will be issued only to those officials authorized by the President.
2. CLASS D PERMITS: Class D parking permits shall be issued to those members of the faculty, staff or student body who have lost, or lost the use of, both legs or who are so severely disabled as to be unable to ambulate without the aid of a wheelchair or other mechanical devices. If the applicant is confined to a wheelchair the permit will be so marked. Other members of the faculty, staff or student body whose physical infirmities dictate a need to park near their work or classroom may be issued a specific Class F parking lot assignment or a Class D permit. Normally Class D permits will be issued only where a specific lot assignment is not available or its location will not meet the walking distance criteria. All applications for Class D permits or a parking priority for reasons of health will require certification by the Medical Director of the Student Health Center. Applicants with a permanent certification approved or concurred in by the Medical Director of the Student Health Center within the previous five year period, and on file with the Parking and Traffic Office, need not obtain an annual certification. All other applicants will require certification by the Medical Director of the Student Health Center before the permit may be issued.

Automobiles bearing a current Class D parking permit normally shall park only in spaces specifically designated

for Class D permits, Monday through Friday from 7:30 a. m. to 4:00 p. m. Holders may park in other parking areas at other times except when restricted or prohibited by posted signs or markings. If no spaces are available, or if there is an urgent need, holders of Class D permits *shall obtain a temporary permit* from traffic control station personnel which will authorize parking in other designated areas for a limited period of time.

3. **CLASS F PERMITS:** Members of the faculty holding the rank of Instructor or above; Lecturers and non-faculty members (including Classified Staff) who meet the salary criteria as specified on the application, are eligible to apply for Class F permits provided further that the applicant is employed on the main campus. If appointed less than full time, an "F" applicant may not also be enrolled as a student in The University for more than three hours per semester. Monthly salary shall be the amount as reflected on the current appointment or reappointment form plus any longevity pay to which the employee may be entitled. Other compensation e.g. social security offset, premium sharing, consulting fees, etc., may not be used to compute monthly salary. Lot assignment will then be drawn in a computer based lottery system according to faculty title or salary. Class F parking areas shall be restricted to vehicles bearing permits for that specific area, Monday through Friday from 7:30 a. m. to 4:00 p. m. Holders may park in other parking areas at other times except when restricted or prohibited by posted signs or markings. If no spaces are available in the designated area or if there is urgent need, temporary permits will be provided at traffic control stations for F permit holders to park on particular occasions for a limited period of time in other available areas.
4. **CLASS A PERMITS:** Class A parking permits may be issued to any of the following:
 - a. Any full-time employee of The University.
 - b. Any part-time employee who is not registered as a student in The University for more than three hours per semester.
 - c. Students, upon certification by the Medical Director of the Student Health Center.
 - d. Post-doctoral fellowship recipients, Visiting Scholars and Consultants (verified by letter from department).Class A permit holders shall park only in a designated Class A parking area, except car pool areas, Monday through Friday, from 7:30 a. m. to 4:00 p. m., and may

park in Class C lots (except "C" car pool spaces) after 2:00 p. m., Monday through Friday. Holders may park in other parking areas at other times except when restricted or prohibited by posted signs or markings.

5. **CLASS G PERMITS:** Class G parking permits may be issued to any of the following:
 - a. Graduate students registered in The University for courses of instruction and who are employed by The University for at least twenty hours per week. (Verified by a signed copy of the appointment or reappointment form).
 - b. Teaching assistants with less than a half-time appointment whose jobs involve a supervisory role in the public schools (verified by letter from department).
 - c. Pre-doctoral fellowship recipients whose monthly stipend meets the full-time rate specified in the instructions (fellowship status and stipend to be verified by a copy of the signed fellowship appointment form).
 Class G permit holders may park in any designated Class G parking area Monday through Friday from 7:30 a. m. to 4:00 p. m. Also, they may pass by the traffic control stations during these hours but shall park only where authorized.

NOTE: All parking on the Inner Campus Drive is restricted to Class A, F, D, G and O permits only, Mondays through Thursdays, from 4:00 p. m. to 7:30 p.m.

6. **CLASS C PERMITS:** Class C parking permits may be issued to students who are registered for or who are auditing classes of study at The University. Class C permit holders shall park in designated "C" parking areas, except car pool spaces, Monday through Friday from 7:30 a. m. to 4:00 p. m. They are not permitted to park in other areas or to pass by the traffic control stations during these hours, except at BRC. Holders may park in other parking areas, at other times, except when restricted or prohibited by posted signs or markings.
7. **CLASS M PERMITS:** Class M parking permits may be issued to faculty, staff and students for motorcycles (to include motor scooters and mopeds). Class M permit holders shall park **ONLY** in designated Class M parking areas, Monday through Friday from 7:30 a. m. to 4:00 p. m. Motorcycles shall park perpendicular to the curb when parked in designated "M" areas. They are not permitted to pass by the traffic control stations during these hours, except at BRC. Holders may park in other

parking areas, at other times, except when restricted or prohibited by posted signs or markings.

Motorcycles, Motor Scooters, Mopeds and Motor-Assisted bicycles shall NOT be ridden or operated on pedestrian walkways or sidewalks. On University streets operators shall comply with ALL traffic control devices e.g. one-way signs, stop signs, etc.

Motorcycles, Motor Scooters, Mopeds and Motor-Assisted Bicycles shall NOT be parked or otherwise secured in unauthorized places such as sidewalks, posts, railings, or trees. NOTE: After the above hours, motorcycles (to include mopeds and motor scooters) may park in a four wheel vehicle parking space. When parking in a four-wheel vehicle parking space, motorcycles shall park in the same manner as a four-wheel vehicle.

8. CLASS H PERMITS: Class H permits will be issued without fee by the Director of the Speech and Hearing Clinic to clients, while they are being treated in the clinic. Limited space adjacent to the clinic is reserved for these permits, which are invalid elsewhere.
9. CLASS T PERMITS: Class T parking permits will be issued without fee by the General Manager of Texas Student Publications (TSP) to assigned personnel who, *for a limited period of time*, must come to TSP to complete their work. Certain spaces near the TSP Building are reserved for these permits which are invalid elsewhere.
10. CLASS B PERMITS: Class B parking permits will be issued without fee by the Broadcast Supervisor of KTSB to assigned personnel who, *for a limited period of time*, must come to KTSB to complete their work. Certain spaces on the east side of Gregory Gymnasium are reserved for these permits which are invalid elsewhere.
11. CLASS K PERMITS: Class K permits will be issued without fee by the Director, Center for Telecommunication Services. Six Class K permits are allocated to the Center: three are issued to the Southwest Texas Public Broadcasting Council (KLRU-TV) for its needs; and three, are issued to the broadcast production staff of the Center. If the permit is displayed on a vehicle belonging to an employee of either organization, then a current University parking permit shall also be displayed along with the Class K permit. Certain spaces near the Communications Building are reserved for these permits,

which are invalid elsewhere.

12. **CARPOOL PERMITS:** All members of the carpool must be employed or registered on the main campus. Each member of the carpool must complete his/her portion of the application. Carpool members shall be ineligible to obtain additional permits of any type. Motorcycles, motor scooters and mopeds are excluded from carpool permits.
- For carpools with two members, each must have a separate motor vehicle (s) and a different domicile. Carpools with three or more members, at least two must have separate motor vehicles and different domiciles. Faculty and Staff members with the same domicile shall not normally be allowed to become members of different carpools.
- Carpool permits will be issued to park in designated Class A, C or F parking lots from 7:30 a. m. to 4:00 p. m., Monday through Friday. The carpool leader must qualify for the type permit for which he or she applied in accordance with these regulations. The fee charged for a carpool permit will be the same as that charged for a similar regular type permit.

a. **CLASS F CARPOOLS**

1. All Class F carpools will be assigned to a specific lot; however, no specific spaces will be set aside for Class F carpools.
2. Each Class F carpool will compete in the random selection process in accordance with the following ranking (unless the leader qualifies for a higher rank):
 - (a) carpools with two or three members receive a rank 2
 - (b) carpools with four or more members receive a rank 1

Note: Membership in Class F carpools is restricted to faculty or staff members only.
3. Applications will be received and entered into a computer based lottery system (paragraph 3 above). Carpool assignments will not exceed ten percent of the specific lot's capacity.

b. **CLASS A CARPOOLS**

1. All Class A carpools will be assigned to specific A lots which will have spaces reserved for carpools. Currently spaces are reserved in A Lots 53 and 61

plus some spaces in the eastern part of Lot F-11.

2. Priorities shall be assigned as follows:

(a) four or more members - priority 1

(b) three members - priority 2

(c) two members - priority 3

3. All applications will be received on a first come first served basis and given a priority (as in 2, above) for the specific lot requested.

Note: Membership in Class A carpools is restricted to eligible applicants only (paragraph 4 above).

c. CLASS C CARPOOLS

1. Must have a minimum of three members

2. Specific spaces are reserved for Class C carpools and currently these spaces are located in lot C-75.

3. All applications will be on a first come first served basis.

4. Priorities will be assigned, using factors such as distance traveled (one-way), number of people, etc.

13. **RETIRED FACULTY/STAFF PERMITS:** Faculty and staff members retired from The University (with either emeritus status or who are receiving an annuity from an approved source) continue to be eligible for the class of permit they held at the time of retirement. Emeritus or retired faculty or staff will be charged 50% of the permit fees (shown in paragraph E. above) provided that they have no other University appointment with compensation. Upon request, retired faculty and staff members may be initially issued a complimentary Retired Staff permit which authorizes drive through privileges at any time and Class A parking privileges after 3:00 p. m., weekdays.
14. **NON-UNIVERSITY PERSONNEL:** Personnel working for, belonging to or otherwise affiliated with organizations or agencies located on the main campus, may be issued an annual parking permit upon application. If an applicant is not otherwise eligible for a University permit then determination of the class of permit will be made by the Parking and Traffic Office using existing guidelines.
15. **CLASS R PERMITS:** Class R permits may be issued to members of the Business and Professional Program upon certification by the Director, Recreational Sports Division. Holders may park only in the lots designated on their permit and only while participating in these

programs.

16. **Class E PERMITS:** Class E permits may be issued to those participants registered in University sponsored Adult Fitness Programs upon certification by the Department of Kinesiology and Health Education. Holders may park only in the lots designated on their permits and only while participating in these programs.

17. **TEMPORARY PERMITS:** A temporary permit to park on campus will be honored only if it is hanging from the rear view mirror support on the front windshield (if available) or conspicuously displayed on the dashboard of the driver's side of the vehicle, so that it may be readily seen from the outside. Temporary permits are valid only for the date and time issued and must contain the signature of the official authorized to issue the permit.
 - a. **LOADING ZONE PERMIT:** Persons desiring to use a posted Loading Zone space, Monday through Friday, 7:30 a. m. to 4:00 p. m., shall obtain a loading zone permit and may be parked there only long enough to conduct the actual loading or unloading operation, whether on University business or otherwise. Loading zone (LZ) permits are valid only for date and time issued and must reflect an expiration time (normally 20 minutes). LZ permits may be obtained from the traffic control station personnel or from The University Police Department. When the traffic control stations are closed, call The University Police (471-4441) for assistance. Vehicles may be parked in loading zones and service drives only for whatever length of time actual loading and unloading operations are in progress. When not actually loading or unloading, these vehicles must park in other spaces.
 - b. **OFFICIAL VISITOR PERMITS:** Arrangements for the individual use of official visitor (V) spaces are to be made at the gate of entry. Where groups of ten or more are involved, advanced arrangements must be made by the appropriate Dean, Chairperson, Director or equivalent administrator who shall complete a Parking Request form and submit it to the Parking and Traffic Office which will then coordinate the visit and obtain the required approvals.
 - c. **COMMERCIAL VISITOR PERMITS:** Advanced arrangements for parking by other persons coming to The University campus for business matters may be made with the office of the Chief, University Police Department by identifying the person, the firm being represented and the date (s) needed. A temporary

parking permit may be issued to such a visitor.

- G. **PAYMENT OF FEES:** When an application is made for a permit, the fee charged will be for a complete year or for the entire unexpired portion of The University's permit year. Payment of the fee must be made before the permit will be issued.

- H. **REPLACEMENT CHARGES:** Any time a replacement permit is issued, there will be a \$ 5.00 charge made. Remnants of old permits (or the entire hanging permit) must be returned at that time. If remnants (or the permit) are not returned, replacement permit (s) will be at the **REGULAR RATE**. Defective card keys will be replaced without charge if the card is returned within five working days from date of issue. Replacement cards for any other reason will require the payment of a \$10.00 charge.

- I. **REFUNDS:** Refunds will be made to members of the faculty and staff, upon request, only in the event their service is terminated by resignation or leave of absence without pay. Faculty or staff permit refunds will be based on the number of full months remaining in The University's permit year. All requests must be filed within the same fiscal year in which payment was made. Requests for a refund by a faculty or staff member will not be honored if less than four full months remain in the permit year. Refunds will be made to students provided that a written request is received by the 12th class day of the semester during which payment of the permit fee was made. Note: Requests from summer session attendees must be received by the fifth class day of the first session.

All refund requests must be accompanied either by a sizable portion of the decal (s) or the return of the hanging permit. Refund requests will not be honored if the person's parking and driving privileges have been suspended nor if outstanding charges or other debts remain unpaid. Requests for refunds of the entire amount paid will be subject a \$4.00 administrative and handling charge.

**SECTION VII
DRIVING AND PARKING OFFENSES**

<u>Offense</u>	<u>Charge</u>
** Parking in any Handicapped (Class D); Carpool; or "Reserved At All Times" space without displaying proper permit (Impound Violation).....	\$50.00

** Possession or use of a lost/stolen or forged permit (Impound Violation).....	\$50.00
Note: An additional charge equal to the original value of the permit shall also be levied (Section V, infra.)	
** Exceeding the 15 miles per hour speed limit or other posted speed limit on the Main Campus	\$25.00
** Violation of an official traffic control device (for example, failure to obey a STOP or YIELD sign	\$25.00
** Moving violation of the Texas Motor Vehicle Laws not otherwise specified in these regulations.....	\$25.00
** Mutilating, defacing or altering a current permit.....	\$25.00
** Parking or operating a motor vehicle while privileges are suspended (Impound Violation).....	\$25.00
** Moving a barricade or parking within any barricaded area; or, moving a vehicle without permission of owner/operator (Impound Violation)	\$25.00
** Failure to stop or heed instructions given by a University Police Officer or University Guard.....	\$25.00
** Parking a motor vehicle upon any curb, or sidewalk; or in any manner which creates an obstruction to vehicular or pedestrian traffic (Impound Violation).....	\$15.00
** Parking in a No Parking Zone or Fire Zone (Impound Violation).....	\$15.00
** Parking in a loading zone or a service drive without displaying proper permit (Impound Violation)	\$15.00
** Parking in a designated parking area without displaying proper permit (Impound Violation).....	\$15.00
** Parking improperly.....	\$15.00
Including but not limited to:	
a. Parked opposite the flow of traffic (where angled parking is required)	
b. Left wheel (front or back) to curb on two- way street (where parallel parking is required)	
c. Vehicle not placed wholly within the lines or boundaries of the parking space (other improperly parked vehicles do not constitute an excuse for improper parking)	
d. Parking a motor vehicle upon any unmarked or unimproved	

ground area which has not been designated for parking

- ** Violation of posted sign (not otherwise specified herein) \$10.00
- ** Parking overtime in a space which is limited in time by meters or signs, or parking overtime in a loading zone..... \$10.00
- ** Parking or operating a bicycle in violation of these Regulations (not otherwise specified herein). (Impound Violation)..... \$10.00
- ** Improperly displayed or affixed permit..... \$10.00
- ** Roller-skating (or skateboarding) on the campus..... \$10.00
- ** Having a vehicle of any type within a University building..... \$10.00
- ** Other violation of the Texas Motor Vehicle Laws..... \$10.00
Including but not limited to:
 - a. expired registration
 - b. expired motor vehicle inspection sticker

Note: On all \$15.00 and \$10.00 offenses the following applies:
Registered Vehicles (Current Permit properly displayed)
 First offense..... No Charge
 Second and subsequent offenses..... As listed above
Unregistered Vehicles
 (No current permit displayed)..... As listed above

SECTION VIII
ENFORCEMENT

- A. **PARKING AND TRAFFIC CITATIONS:** University Police are authorized to issue two types of citations for violation of University parking and traffic regulations:
 - 1. **UNIVERSITY CITATIONS** - Those handled by The University, subject to University administrative enforcement charges and a right to appeal within The University (Paragraph E below).
 - 2. **COURT APPEARANCE (CA) CITATIONS** - Those issued by The University Police constituting a summons to appear in either municipal court or a justice court.
- B. **POLICY WITH RESPECT TO COURT APPEARANCE (CA) CITATIONS:** The University reserves the right to issue a CA

citation for any violation. It is the general policy of The University, however, to issue CA citations at The University's option as follows:

1. for moving violations;
2. for any violation when the individual's driving or parking privileges has been suspended (See Paragraph E below);

- C. **PROCEDURE FOR UNIVERSITY CITATIONS:** University citations are issued for offenses described in Section VII. The administrative enforcement charges are as shown. If the charge is not paid within twelve calendar days after issuance of the citation, a \$5.00 late charge will be assessed. If payment is not received or post-marked on or before the date shown in the billing notice (See Paragraph D below), an additional late charge of \$5.00 will be assessed.

Every person receiving a University citation shall remit the amount of the charge to the Parking and Traffic Office. Payment must be received within twelve calendar days after issuance of the citation to avoid a late charge.

If a person desires to appeal a University citation, he/she shall comply with Paragraph E below within five working days after issuance of the citation. Requests for exceptions to the appeal deadline will be considered on an individual basis, if mitigating or unusual circumstances exist. Such requests shall be submitted in writing to the Parking and Traffic Office and shall detail the reason (s) such a request is being made. Requests based solely on alleged non-receipt of a copy of the citation will not be honored.

When Court Appearance citations are issued, The University citations will be cancelled. Failure to discharge CA citations may result in the issuance of a warrant for the arrest of such person.

Persons with unpaid charges recorded in their names shall be ineligible to receive parking permits while such charges remain unpaid. To obtain a permit, a person shall either pay the charge or timely request a University hearing.

- D. **ENFORCEMENT:** When unpaid charges are recorded, the Parking and Traffic Office shall send a letter, to the last known address of the person in whose name the charges are recorded. Such letter shall state that unless (1) payment of all accumulated charges is received by the date specified in such letter or (2) a written request is made by the same due date to

appear before a University hearing committee concerning impoundment of the vehicle in case of faculty, staff, student or visitor, or for barring of readmission and/or withholding of grades, degree, official transcript and refunds in the case of students as authorized by the Regents' Rules and Regulations, Part One, Chapter VI, Section 9 and state law, the appropriate enforcement action will take place without further notice.

After such letter has been sent and prior to actual impoundment, the vehicle will have a tow warning notice affixed to the driver's side window unless due process has been otherwise ensured. The owner or operator will then have a minimum of 24 hours to clear all outstanding charges before the vehicle is eligible for tow.

A University hearing is not an appeal of the Parking and Traffic citations but is a limited hearing to allow the individual an opportunity to show that the vehicle in question was not owned, registered or used by the individual or to show that the individual receiving notice of impending sanctions does not have unpaid parking and traffic charges.

At such hearing, which will be held after a reasonable period of time, the person requesting the hearing will assume the burden of showing why the appropriate enforcement action should not take place.

1. **IMPOUNDMENT:** If timely payment is not received and either the registered owner, the vehicle operator or the person who was issued the permit has failed to appear at the requested University impoundment hearing or has appeared and has failed to meet his or her burden of proof, the vehicle may be impounded pending payment of all outstanding charges, including towing and storage charges, without further notice.

PROCEDURE FOR IMPOUNDMENT: The term "impoundment" includes towing, removal, immobilization, and storage of the vehicle in question.

In addition to any charge that may be levied by The University for an offense resulting in removal or immobilization, the owner of an impounded vehicle must also pay a commercial wrecker service fee and storage charges. When an IMPOUND VIOLATION occurs and the owner or driver of the vehicle appears on the scene before the arrival of the wrecker, the vehicle will not be impounded. If the owner or driver appears on the scene after the arrival of the wrecker and the wrecker driver has made a hookup, the following will apply:

- a. The vehicle will not be impounded; and

- b. the owner or driver will be expected to pay the wrecker a fee, in lieu of towing.

If the vehicle is impounded, the registered owner or permit holder will be sent notice at the address on file with the Parking and Traffic Office.

2. BAR AGAINST READMISSION AND WITHHOLDING OF GRADES, DEGREES, OFFICIAL TRANSCRIPTS AND REFUNDS: If timely payment is not received from a student and the student has failed to appear at the requested hearing or has appeared and has failed to meet his or her burden of proof, the student may be barred from readmission and grades, degree, official transcript and refunds may be withheld, without further notice. (Additionally, the vehicle registered to the student may be subject to impoundment.)

- E. **APPEALS FROM UNIVERSITY CITATION (S):** Any person who has received a University citation may obtain an appointment to have the citation reviewed. Appointments must be made with the Parking and Traffic Office not later than five working days after the citation was issued. If an appointment is not made within this time, the citation is deemed final.

Appeals shall be heard by the Manager of the Parking and Traffic Office or a designated Hearing Official. Failure to appear at the scheduled appointment date and time will result in cancellation of the appeal. The citation (s) will then become due and payable including any late charges which may have accrued.

The appealing party will be notified, in writing, of the decision on their appeal. The Hearing Official may order the payment of the administrative enforcement charge (s) in whole or in part, or the cancellation of such charge (s). If the appeal is denied and the appealing party fails to pay the charge (s) or to request a review of the appeal (see paragraph F below) within twelve calendar days from the date of decision, a \$5.00 late charge will be assessed on the citation (s).

- F. **REVIEW OF APPEAL FROM UNIVERSITY CITATION (S):** Any person who has appealed a University citation (s) and who is not satisfied with the decision by the Parking and Traffic Office may have the decision reviewed by the University Parking and Traffic Appeals Panel. Such request shall be submitted in writing to the Parking and Traffic Office within twelve calendar days from the date of the original decision. This written request shall set forth the grounds on which the

appealing party believes the decision was improper or inequitable. Such written request shall be submitted in an original plus six legible copies and include the following:

1. citation number (s) ;
2. license number of vehicle (s) ;
3. date of notification of original decision;
4. date review requested; and
5. printed or typed name, address, and signature of person requesting the review.

When a review request is filed, the appealing party will be required to post a bond with the Parking and Traffic Office in the amount of the original charge (s) in dispute. Each review request will be considered by a subpanel of The University Appeals Panel consisting of faculty, staff and student members. The subpanel may uphold the original decision, or they may reverse the decision in whole or in part, as deemed appropriate.

When the Parking and Traffic Office is advised, in writing, of the decision rendered by the subpanel, the bond will be released and the proceeds will then, either be refunded to the appealing party, or used to pay the charge (s) then due. The decision of the University Appeals Panel shall be final.

- G. **SUSPENSION OF PRIVILEGE TO DRIVE AND PARK ON CAMPUS:** The loss of the privilege of driving or parking a motor vehicle on campus shall commence twelve calendar days after the Parking and Traffic Office mails a letter to the person, at the address of such person as shown in the records of that office, stating that such person's privilege of driving or parking a motor vehicle on campus has been suspended. Such letter shall state the term of the suspension and will give notification of possible impoundment for parking offenses committed during the period of suspension and shall state the reason for such suspension.

Any person who (a) forges or alters a permit; (b) uses a forged or altered permit; (c) transfers a permit, uses a permit not purchased by the individual, or fails to destroy a permit when required to do so by these regulations with the intention of providing any person with parking privileges he/she is not entitled to under these regulations; (d) provides false information to obtain a parking permit with knowledge thereof; or (e) parks or drives a vehicle using a permit which the individual did not purchase, shall lose the privilege of driving or parking on The University campus for six months. While a person's privilege of driving or parking a vehicle on campus is suspended, it is unlawful (1) for that person to drive

or park any motor vehicle on the campus and (2) for any person to drive or park a vehicle using a permit purchased by such person on the campus.

If a person whose privilege of driving or parking on campus has been suspended receives a University citation by reason of having a vehicle on campus during the period of his/her suspension, the period of suspension shall be extended to that it expires twelve months from the date the person received such additional citation. In addition, the violations of the suspension shall be reported to the Dean of Students if the person is a student or to the appropriate Dean, Director, or Administrative Official for the possible disciplinary action if the person is a faculty or staff member.

A person receiving notice that his/her privilege of driving or parking a vehicle on campus has been suspended may appeal the suspension within twelve calendar days on the grounds that the imposition of such suspension is improper or will create serious and substantial hardship. Such appeal shall be governed by the provisions of Paragraph F above. No appeal shall be considered if there are any unpaid citations outstanding at the time such appeal is filed, unless special arrangements are made with the Parking and Traffic Office.

- H. **DESTRUCTION OF PERMIT WHEN SUSPENDED:** Every person receiving notice that his/her privilege of driving or parking on the campus has been suspended shall return the remnants of the permit issued (or the entire hanging permit) to the Parking and Traffic Office within twelve days after date of such notice. Failure to do so shall be reported to the Dean of Students if the person is a student or to the appropriate Dean, Director or Administrative Official if the person is a faculty or staff member.
- I. **ELIGIBILITY TO OBTAIN NEW PERMIT DURING PERIOD OF SUSPENSION:** A person whose privilege of driving and parking on the campus is suspended and not reinstated shall be ineligible to receive a parking permit of any type during the period of suspension.

THE UNIVERSITY OF TEXAS AT AUSTIN

U. T. BOARD OF REGENTS' MEETING

JUNE 10, 1993

CONTRACTS OR GRANTS OVER \$500,000

(FUNDS COMING IN)

The following contracts or grants in an amount over \$500,000 have been awarded, have been administratively approved by the Executive Vice Chancellor for Academic Affairs, and are recommended for approval by the Board of Regents.

1. Grantor: Cray Research, Inc.
No.: Grant Letter dated 4/12/91-Amendment dated 2/16/93
New funds: \$700,000 additional
Current period: 4/1/91 - 3/31/96
Title/Description: Purchases of Computer Equipment by the UT System Center for High Performance Computing (CHPC)

2. Grantor: Department of the Army
No.: DAAL01-93-K-3317
New funds: \$648,069.
Current period: 2/26/93 - 2/26/95
Title/Description: A Unified CAD Tool for Integrated Systems

3. Grantor: Department of the Navy
No.: N00039-91-C-0082 - Modification P00037
New funds: \$5,807,450 additional
Current period: [Unchanged] 12/30/90 - 12/31/95
Title/Description: ARL: SPAWAR Omnibus Contract 1991-95

4. Grantor: Department of the Navy
No.: N00039-91-C-0082 - Modification P00038
New funds: \$6,546,000 additional
Current period: [Unchanged] 12/30/90 - 12/31/95
Title/Description: ARL: SPAWAR Omnibus Contract 1991-95

5. Grantor: Gas Research Institute
No.: 5082-211-0708 - Amendment 16
New funds: \$500,000 additional
Current period: 11/1/82 - 1/31/95
Title/Description: Geologic Analysis of Primary and Secondary Tight Gas Sand Objectives

6. Grantor: Department of Health & Human Services
National Institutes of Health
No.: N01 HD33170
New funds: \$593,617.
Current period: 1/5/93 - 12/4/94
Title/Description: Peptide Antagonists of LHRH as Gonadotropin Inhibitors

The University of Texas at Austin
 Contracts or Grants over \$500,000
 UT Regents' Meeting June 10, 1993

7. Grantor: National Aeronautics & Space
 Administration
 No.: NAGW-2615 - Supplement No. 3
 New funds: \$931,000 additional
 Current period: 1/1/93 - 12/31/93
 Title/Description: Earth System Dynamics: The
 Determination and Interpretation of the
 Global Angular Momentum Budget Using
 the Earth's Observing System
8. Grantor: National Aeronautics & Space
 Administration
 No.: NAS5-30942 - Modification 13
 New funds: \$853,516 additional
 Current period: 3/1/91 - 2/28/94
 Title/Description: Management, Operations, Maintenance,
 and Engineering Development of the
 MLRS
9. Grantor: National Science Foundation
 No.: CHE-8920120 - Amendment 05
 New funds: \$2,000,000 additional
 Current period: 2/1/93 - 1/31/94
 Title/Description: Zavala Young Scientists - Center for the
 Synthesis, Growth, and Analysis of
 Electronic Materials
10. Grantor: University of New Mexico
 No.: None
 New funds: \$986,304.
 Current period: 9/30/92 - 9/29/94
 Title/Description: Program for Japan Industry and Technology
 Management

(FUNDS GOING OUT)

NONE

THE UNIVERSITY OF TEXAS AT AUSTIN

U. T. BOARD OF REGENTS' MEETING

JUNE 10, 1993

FOREIGN CONTRACTS AND GRANTS FOR RESEARCH,
DEVELOPMENT, CLINICAL AND EDUCATIONAL SERVICES

(FUNDS COMING IN)

The following items have been awarded and are recommended for approval by the U. T. Board of Regents:

1. Country: England
Business/Entity: Industrial Associates: BP International, Ltd.
No.: Check #1859
New funds: \$25,000 additional
Current period: 1/1/93 - 12/31/93
Title/Description: Applied Geodynamics Laboratory

2. Country: England
Business/Entity: Pandrol International, Ltd.
No.: Sponsored Research Agreement - Letter Amendment, Phase V
New funds: \$55,915 additional
Current period: 9/1/92 - 3/31/93
Title/Description: Development of Polymerconcrete Railroad Ties

3. Country: Finland
Business/Entity: Various Donors: Neste Oy Engineering
No.: Research Participation Agreement - Amd. 1
New funds: \$40,000 additional
Current period: 1/16/93 - 1/16/95
Title/Description: Environmental Solutions Program

4. Country: France
Business/Entity: Industrial Associates: TOTAL Compagnie Francaise des Petroles
No.: Check #9483315
New funds: \$30,000 additional
Current period: 1/1/93 - 12/31/93
Title/Description: Characterization of San Andres and Grayburg Reservoirs

5. Country: Japan
Business/Entity: Mitsubishi Heavy Industries, Ltd.
No.: Grant letter dated 1/19/93
New funds: \$5,000.
Current period: 1/19/93 - 1/18/96
Title/Description: Computational Fluid Dynamics

The University of Texas at Austin
 Foreign Contracts and Grants for Research, Development, Clinical and
 Educational Services
 UT Regents' Meeting June 10, 1993

6. Country: Japan
 Business/Entity: Various Donors: Japan National Oil Corp.
 No.: Memorandum of Agreement for Continued
 Support of Research
 New funds: \$30,000 additional
 Current period: 1/1/93 - 12/31/93
 Title/Description: Enhanced Oil & Gas Recovery Research
 Program (EOGRRP)
7. Country: Japan
 Business/Entity: Various Donors: Japan National Oil Corp.
 No.: Agreement Letter dated 2/1/93 - Wire
 Transfer dated 1/29/93
 New funds: \$15,000 additional
 Current period: 5/1/93 - 4/30/94
 Title/Description: POMP/PLATES
8. Country: Mexico
 Business/Entity: The Ford Foundation
 No.: Grant letter dated 3/16/93
 New funds: \$30,000.
 Current period: 2/1/93 - 1/31/94
 Title/Description: UT-LANIC, Institute of Latin American
 Studies
9. Country: Mexico
 Business/Entity: Various Donors: Laboratorios a.f.
 No.: Grant letter dated 3/18/93
 New funds: \$5,500.
 Current period: 3/18/93 - 3/18/96
 Title/Description: Estradiol and Progesterone Microspheres
10. Country: Norway
 Business/Entity: Various Donors: Institutt for
 Energiteknikk
 No.: Wire Transfer dated 11/4/91
 New funds: \$10,000 additional
 Current period: 1/1/91 - 12/31/91
 Title/Description: Enhanced Oil & Gas Recovery Research
 Program (EOGRRP)
11. Country: Republic of China
 Business/Entity: Various Donors: Chinese Petroleum Corp.
 No.: Memorandum of Agreement
 New funds: \$15,000 additional
 Current period: 5/1/92 - 4/30/93
 Title/Description: POMP/PLATES

The University of Texas at Austin
 Foreign Contracts and Grants for Research, Development, Clinical and
 Educational Services
 UT Regents' Meeting June 10, 1993

12. Country: Switzerland
 Business/Entity: Various Donors: VSL Group
 No.: Grant letter dated 1/26/93
 New funds: \$8,000.
 Current period: 1/26/93 - 1/25/96
 Title/Description: Stay Cable Research
13. Country: United Arab Emirates
 Business/Entity: Various Donors: Abu Dhabi National
 Reservoir Research Foundation
 No.: Check #901854
 New funds: \$20,000 additional
 Current period: 1/1/93 - 12/31/93
 Title/Description: Enhanced Oil & Gas Recovery Research
 Program (EOGRRP)
14. Country: Venezuela
 Business/Entity: Various Donors: Intevep, S.A.
 No.: Memorandum of Agreement for Continued
 Support of Research
 New funds: \$30,000 additional
 Current period: 1/1/92 - 12/31/92
 Title/Description: Enhanced Oil & Gas Recovery Research
 Program (EOGRRP)

(FUNDS GOING OUT)

NONE

THE UNIVERSITY OF TEXAS AT AUSTIN
 U. T. BOARD OF REGENTS' MEETING
 JUNE 10, 1993

CONTRACTS AND GRANTS FOR RESEARCH, DEVELOPMENT, CLINICAL AND EDUCATIONAL
 SERVICES

Since the Docket for the previous meeting of the U. T. Board of Regents, the following activity has taken place with regard to Contracts and Grants for Research, Development, Clinical, and Educational Services:

A. Number of Initial Grant and Contract Awards

<u>Docket Item</u>	<u>Total Funds In</u>	<u>Total Funds Out</u>	<u>Support Materials</u>
FY93 A1259-1361	\$ 7,212,582.00	\$ 359,100.00	Report of Awards
FY93 A1538-1556	\$ 413,054.00	\$ 15,421.00	Report of IACs
FY93 A1518-1537	\$ -0-	\$ -0-	
FY93 A1562-1610	\$ 336,933.00	\$ 303,151.00	Report of Contracts

B. Number of Fiscal Amendments to Grant and Contract Awards
 (Increasing or Decreasing by \$10,000 or More)

<u>Docket Item</u>	<u>Total Funds In</u>	<u>Total Funds Out</u>	<u>Support Materials</u>
FY93 A1362-1517	\$ 12,253,212.00	\$ 401,950.00	Report of Awards
FY93 A1557-1561	\$ 155,346.00	\$ -0-	Report of IACs
<u>NONE</u>	<u>\$ -0-</u>	<u>\$ -0-</u>	Report of Contracts

THE UNIVERSITY OF TEXAS AT AUSTIN

UT BOARD OF REGENTS MEETING

June 10, 1993

HOGG FOUNDATION FOR MENTAL HEALTH

AND IMA HOGG FOUNDATION GRANTS

INITIAL AND RENEWAL AWARDS

(FUNDS COMING IN)

1.

Grantor: Hogg Foundation for Mental Health
 Grantee: UT-Austin, School of Law - Dr. Michael T. Churgin
 No.: 2936
 New Funds: \$18,463.00
 Current Period: June 1, 1993 - August 31, 1993
 Title/Description: An Analysis of the Texas Mental Health Code (1993 Revision)

Support is provided for development of a monograph analyzing the current Texas Mental Health Code based upon legislative and judicial changes which have occurred since the Foundation's previous publication. Dr. Michael T. Churgin is responsible for administration of the grant.

2.

Grantor: Hogg Foundation for Mental Health
 Grantee: UT-Austin, School of Social Work - Dr. Laura Lein
 No.: 2826
 New Funds: \$44,976.00
 Current Period: January 1, 1993 - December 31, 1993
 Title/Description: Children's Mental Health Plan of Texas: Process Evaluation

Second-year funding is given for research on mental health service programs for emotionally disturbed children to supplement studies conducted by the Texas Department of Mental Health and Mental Retardation for the use of legislators and policy specialists in their decisions regarding expansion or revision of the Children's Mental Health Plan for Texas. Dr. Laura Lein is responsible for administration of the grant.

3.

Grantor: Hogg Foundation for Mental Health
 Grantee: UT-Austin, Department of Psychology - Dr. George W. Holden
 No.: 2795
 New Funds: \$20,366.00
 Current Period: March 1, 1993 - August 31, 1994
 Title/Description: Study of Children's Adjustment Following Departure From a Battered Women's Shelter

Support is provided for the second year of a study focusing on children's adjustment after departure from a battered women's shelter, the extent to which children's behavior and emotional problems persist following severe marital conflict between parents, and the family dynamics that produce a high level of stress and turmoil among children of battered women. Dr. George W. Holden is responsible for administration of the grant.

4.
 Grantor: Hogg Foundation for Mental Health
 Grantee: UT-Austin, Department of Psychology - Dr. Robert K. Young
 No.: 2881
 New Funds: \$9,925.00
 Current Period: September 1, 1993 - May 31, 1994
 Title/Description: Forgetting in the Elderly

Funding is given for a study using a semantic priming task approach, which may lead to new measures of forgetting in the elderly that could be useful as an early indicator of certain brain disorders such as Alzheimer's disease. Dr. Robert K. Young is responsible for administration of the grant.

INITIAL AND RENEWAL AWARDS
 (FUNDS GOING OUT)

5.
 Grantor: Hogg Foundation for Mental Health
 Grantee: Positive Education for Early Parenting - Ms. Julie Allensworth
 No.: 2681
 New Funds: \$10,000.00
 Current Period: February 1, 1993 - January 31, 1994
 Title/Description: Parenting Outreach Program for Families with Young Children

Third- and final-year support is provided for a program designed to address the parent education needs of families living in a low rent housing project in Orange and of an evaluation component for the program. Ms. Julie Allensworth is responsible for administration of the grant.

6.
 Grantor: Hogg Foundation for Mental Health
 Grantee: Greater Austin Chamber of Commerce - Mr. Sanford Dochen
 No.: 2798
 New Funds: \$8,925.00
 Current Period: March 1, 1993 - February 28, 1994
 Title/Description: Employers Support Parenting

Second-year funding is given for a program to encourage employers to support the parental role of their employees and to develop family support policies within local businesses. Mr. Sanford Dochen is responsible for administration of the grant.

7.
 Grantor: Hogg Foundation for Mental Health
 Grantee: Community Residences for the Elderly - Ms. Scherlyne Roy
 No.: 2960
 New Funds: \$35,541.00
 Current Period: April 1, 1993 - March 31, 1994
 Title/Description: Development of Affordable Respite Care Program for Dependent Elders

Support is provided for the development of a low-cost, out-of-home respite service for elders still living independently but having unpaid caregivers and for assessment of service needs of elders and caregivers, while assisting them by providing short-term respite care and designing a program of services to support the elder's continued independence. Ms. Scherlyne Roy is responsible for administration of the grant.

8.

Grantor: Hogg Foundation for Mental Health
 Grantee: Scott and White Hospital, Scott and White Waco Clinic -
 Dr. Glen Couchman
 No.: 2973
 New Funds: \$18,500.00
 Current Period: June 1, 1993 - March 31, 1994
 Title/Description: Treatment Guidelines for Depression in Primary Care: Pilot Phase

Funding is given for the pilot phase of a research project to evaluate the effectiveness of treatment guidelines for detection, diagnosis, and management of depression by primary care physicians. Dr. Glen Couchman is responsible for administration of the grant.

9.

Grantor: Ima Hogg Foundation
 Grantee: Houston Child Guidance Center - Mr. Robert E. Barker
 No.: 2632H
 New Funds: \$40,000.00
 Current Period: February 1, 1993 - January 31, 1994
 Title/Description: Therapeutic Program for Homeless Children and Families

Support is provided for the third year of a collaborative effort with several Houston shelters to provide a comprehensive set of mental health services for homeless children and their families. Mr. Robert E. Barker is responsible for administration of the grant.

10.

Grantor: Ima Hogg Foundation
 Grantee: DePelchin Children's Center - Mr. Robert E. Barker
 No.: 2797H
 New Funds: \$75,000.00
 Current Period: March 1, 1993 - February 28, 1994
 Title/Description: Post Adoption and Disruptive Behavior Intervention

A second-year grant is provided to continue a mental health service program for adopted children and their families. Mr. Robert E. Barker is responsible for administration of the grant.

THE UNIVERSITY OF TEXAS AT AUSTIN

U. T. BOARD OF REGENTS' MEETING

JUNE 10, 1993

AMENDMENTS TO THE 1993 OPERATING BUDGET

The term "rate" for academic institutions is the full-time nine-month base rate and for health institutions is the full-time twelve month base rate; for all other personnel it is the full-time rate, the appointee receiving a proportionate amount depending upon the fraction of time for which he is appointed and the period of his appointment. Source of funds for payment of salaries, unless otherwise shown, is the departmental salaries account.

1. APPOINTMENTS TO NAMED PROFESSORSHIPS, ENDOWED FELLOWSHIPS, ENDOWED PROFESSORSHIPS, AND ENDOWED CHAIRS - 1993 BUDGET

Appointments were approved through Agenda or Docket action at prior meetings of the Board of Regents, as follows:

<u>Professorship or Chair and Department or School</u>	<u>Nine Months Academic Rate</u>	<u>Chair or Professorship Appointment</u>	<u>Effective Date</u>
COLLEGE OF LIBERAL ARTS			
Economics			
John M Stuart Centennial Professor in Economics			
1. Sibley, David S (RBC 1424, 1425)	86,994	86,994	1/16

U. T. BOARD OF REGENTS' MEETING

June 10, 1993

AMENDMENTS TO THE 1993 OPERATING BUDGET

(continued)

TRANSFERS OF FUNDS

GENERAL ADMINISTRATION AND STUDENT SERVICES

Vice President for Business Affairs

2. Amount of Transfer: \$350,000 1431

From: Office of the President-Allocation for Budget Adjustment

To: Special Equipment

To provide special equipment funding for division of Business Affairs for fiscal year 1992-93.

3. Amount of Transfer: \$171,326 1428

From: Office of the President-Allocation for Budget Adjustment

To: Office Space Rental

To provide funds for the continued lease of off-campus space for the period March 1, 1993 through May 31, 1994. This space is for the departments of Middle Eastern Studies, Asian Studies, and Mexican American Studies. Funds at August 31, 1993 will be reappropriated to September 1, 1993 for the 1993-94 funding requirements for this lease of off-campus space.

4. Amount of Transfer: \$169,394 1422

From: Office of Student Financial Services-Administrative Allowance-Other Operating Expenses

To: Lapsed Designated Funds Balances

To lapse the balance on an inactive account to close.

PHYSICAL PLANT

Environmental Health and Safety

5. Amount of Transfer: \$865,000 1415

From: Indirect Cost Recoveries-Building and Equipment Use Charge

To: Hazardous Materials Operating Account

To cover the following expenses: 1) \$280,000 estimated cost to dispose of numerous gas cylinders as required by Environmental Protection Agency Consent Order; 2) \$193,050 contractor payments for hazardous waste disposal from September 1 to present (of which \$174,933 was paid to Laidlaw); 3) \$18,208 payroll related; 4) \$111,428 consulting services to advise on Consent Order and other health matters (Jones and Neuse); 5) \$44,318 hazardous waste-other expenses including supplies, fees, subscriptions and books; 6) \$115,951 remaining negative balance carried over from previous year. Transfer also includes \$102,045 for anticipated future expenses.

U. T. BOARD OF REGENTS' MEETING

June 10, 1993

AMENDMENTS TO THE 1993 OPERATING BUDGET

(continued)

TRANSFERS OF FUNDS

SERVICE DEPARTMENTS AND REVOLVING FUNDS

Utilities Plant Revolving Fund

6. Amount of Transfer: \$487,955	1416
----------------------------------	------

From: Miscellaneous Income

To: DOE Grant DE-FG46-92R613565 Energy Conservation Measures

To provide matching funds for grant DE-FG46-92R613565 with the Department of Energy.

AUXILIARY ENTERPRISES

Intercollegiate Athletics for Men

7. Amount of Transfer: \$150,000	1418
----------------------------------	------

From: Various Donors-Variou Purposes

To: Bellmont Remodeling

To fund Phase II of the Bellmont Hall Renovations (second floor, football coaches offices).

8. Amount of Transfer: \$75,000	1432
---------------------------------	------

From: Concessions Operations-Operating Income

To: Concessions Operations-Other Expenses

To increase the budget for 1992-93 due to increased sales by the concessions operations.

Texas Union

9. Amount of Transfer: \$203,040	1421
----------------------------------	------

From: Allotment for Major Repairs

To: Operating Expenses

To return 1992-93 reserve transfer to fund building project interim financing interest, moving, air testing, and other expenses directly related to the Texas Union Building renovation project. The original transfer represented the difference between the student fee collected and the current long term bond payment. Any unexpended funds will be transferred back to the reserve account at the end of the fiscal year.

U. T. BOARD OF REGENTS' MEETING

June 10, 1993

AMENDMENTS TO THE 1993 OPERATING BUDGET

(continued)

TRANSFERS OF FUNDS

PLANT FUNDS

- | | |
|---|------|
| 10. Amount of Transfer: \$200,000 | 1423 |
| From: Improvements, Remodeling and Major Repairs | |
| To: CDL-Columbian Collection Renovation | |
| To provide funding for miscellaneous renovations to the Columbia Preservation Project Collections Deposit Library. | |
| 11. Amount of Transfer: \$195,000 | 1429 |
| From: Improvements, Remodeling and Major Repairs | |
| To: PHR Reroofing | |
| To provide funding for the reroofing of the old Pharmacy Building. | |
| 12. Amount of Transfer: \$150,000 | 1414 |
| From: Renewals and Replacement Funds | |
| To: Institutional Furniture and Equipment | |
| To provide funding for institutional furniture and equipment for the 1992-93 fiscal year. | |
| 13. Amount of Transfer: \$105,000 | 1419 |
| From: Renewals and Replacement Funds | |
| To: GEO-Exterior Restoration | |
| To provide funding for exterior restoration of the Geology Building. | |
| 14. Amount of Transfer: \$100,000 | 1426 |
| From: Renewals and Replacement Funds | |
| To: BRC Building #5 Reroofing | |
| To provide funding for the reroofing of buildings 5 and 6 at Balcones Research Center. | |
| 15. Amount of Transfer: \$131,000 | 1427 |
| From: Renewals and Replacement Funds | |
| To: BRC Building #5 Renovation Project | |
| To provide UT's matching funds for the Building #5 renovation project at the Balcones Research Center. Funding of \$131,000 will be provided by NEH grant PH-20540-92 for a total project of \$262,000. | |

U. T. BOARD OF REGENTS' MEETING

June 10, 1993

AMENDMENTS TO THE 1993 OPERATING BUDGET

(continued)

TRANSFERS OF FUNDS

PLANT FUNDS (continued)

16. Amount of Transfer: \$500,000 1430

From: Renewals and Replacement Funds

To: MMM-Chilled Water Line

To provide funding for the new chilled water line in the Microelectronics and Engineering Research Building at Balcones Research Center.

17. Amount of Transfer: \$804,665 1417

From: Proceeds from the sale of 2101 Meadowbrook

To: Pooled Plant Funds Balances

To lapse the balance on a completed project.



OFFICE OF THE PRESIDENT
THE UNIVERSITY OF TEXAS AT BROWNSVILLE

2686

80 Fort Brown • Brownsville, Texas 78520 • (512) 544-8201 • Fax (512) 548-0020

Juliet V. Garcia, Ph.D.

May 03, 1993

Dr. James P. Duncan
Executive Vice Chancellor
for Academic Affairs
The University of Texas System
601 Colorado Street
Austin, Texas 78701

Attn: System Budget Office

Dear Dr. Duncan:

The docket for the June 10, 1993 meeting of the Board of Regents is submitted for your recommendation and presentation to the Board.

I recommend approval.

Sincerely,

Juliet V. Garcia
Juliet V. Garcia
President
by Paul B. [Signature]

JGV:amgs

THE UNIVERSITY OF TEXAS AT BROWNSVILLE

U. T. BOARD OF REGENTS' MEETING

June 10, 1993

TABLE OF CONTENTS

	<u>Page No.</u>
Business Contracts for Services	B-3
Funds Going Out	
Contracts and Grants for Research, Development, Clinical and Educational Services	
All Others	B-4

THE UNIVERSITY OF TEXAS AT BROWNSVILLE

U. T. BOARD OF REGENTS' MEETING

June 10, 1993

BUSINESS CONTRACTS FOR SERVICES

The following contract has been awarded, has been administratively approved by the appropriate Executive Vice Chancellor, and is recommended for ratification by the U. T. Board of Regents:

(FUNDS GOING OUT)

1. Agency: Dover Elevators
- Funds: \$65 per month
- Period: February 01, 1993 through August 31, 1993
- Title/Description: Master Maintenance Service on one elevator located in the Gorgas Hall, TSC Historical Renovation, 83 Fort Brown, Brownsville, Texas. This includes regularly and systematically examining, adjusting, lubricating and when required, repairing or replacing of equipment.

THE UNIVERSITY OF TEXAS AT BROWNSVILLE

U. T. BOARD OF REGENTS' MEETING

June 10, 1993

CONTRACTS AND GRANTS FOR RESEARCH, DEVELOPMENT, CLINICAL
AND EDUCATIONAL SERVICES

Since the Docket for the previous meeting of the U. T. Board of Regents, the following activity has taken place with regard to Contracts and Grants for Research, Development, Clinical and Educational Services:

A. Number of Initial Grant and Contract Awards

<u>Docket Item#</u>	<u>Total Funds In</u>	<u>Total Funds Out</u>	<u>Support Materials</u>
_____	\$ _____	\$ _____	Report of Awards
_____	\$ _____	\$ _____	Report of IAC's
<u>FY93 16-17</u>	\$ <u>-0-</u>	\$ <u>-0-</u>	Report of Contracts

B. Number of Fiscal Amendments to Grant and Contract Awards
(Increasing or Decreasing by \$10,000 or more)

<u>Docket Item#</u>	<u>Total Funds In</u>	<u>Total Funds Out</u>	<u>Support Materials</u>
_____	\$ _____	\$ _____	Report of Awards
_____	\$ _____	\$ _____	Report of IAC's
_____	\$ _____	\$ _____	Report of Contracts

THE UNIVERSITY OF TEXAS AT DALLAS

April 28, 1993

Dr. James P. Duncan
Executive Vice Chancellor
for Academic Affairs
The University of Texas System
601 Colorado Street
Austin, Texas 78701

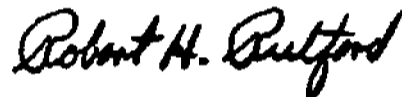
Attn: System Budget Office

Dear Dr. Duncan:

The docket for the June 10, 1993 meeting of the Board of Regents is submitted for your recommendation and presentation to the Board.

I recommend approval.

Sincerely,



Robert H. Rutherford
President

RHR:lc

TABLE OF CONTENTS

	<u>Page No.</u>
Gifts from Private Donors and Foundations	D- 3
Small Class Report	D- 4
Substantive Catalog Changes	D- 5
Business Contracts for Services	D- 6
Funds Coming In	
Funds Going Out	
Standard Easements	D- 9
Trademark License Agreements	D-10
Patent License Agreements	D-11
Contracts and Grants for Research, Development, Clinical and Educational Services	
All Others	D-12
Amendments to the 1993 Budget (including faculty and staff appointments and changes in status and transfers of funds within existing budget totals)	D-13

JUNE 10, 1993

GIFTS FROM PRIVATE DONORS AND FOUNDATIONS

The following gifts have been received and are recommended for acceptance by the U. T. Board of Regents:

<u>Donor</u>	<u>Purpose</u>	<u>Amount</u>
1. Lena Callier Trust Mr. C. W. Beard, Vice President NationsBank of Texas, N.A. P. O. Box 831515 Dallas, Texas 75283-1515	Support of Lena Callier Trust Fund	\$56,027.43*
2. United Way of Metropolitan Dallas, Inc. 901 Ross Avenue Dallas, Texas 75202	Support of Callier Center For Communication Disorders	\$ 346,982.00*

*No letter of transmittal from the donor

U. T. BOARD OF REGENTS' MEETING

JUNE 10, 1993

REPORT ON SMALL CLASSES, FALL 1992 AND SPRING 1993

Approval is recommended for the following list of small classes, pursuant to Section 51.403(d) of the Texas Education Code. The list has the administrative approval of the appropriate Executive Vice Chancellor.

FALL 1992

UNDERGRADUATE COURSES

<u>Course No.</u>	<u>Section No.</u>	<u>Enrollment</u>	<u>Justification Code*</u>
BA 4332	501	9	1
EE 3211	501	6	2
EE 3302	501	9	2
EE 4250	001	9	2
GEOS 2460	001	5	5
GEOS 3380	001	6	1
MATH 1321	001	6	2
PHYS 4330	501	9	1
PHYS 4371	501	9	1

GRADUATE COURSES

<u>Course No.</u>	<u>Section No.</u>	<u>Enrollment</u>	<u>Justification Code*</u>
MATH 6331	501	3	2

SPRING 1993

UNDERGRADUATE COURSES

<u>Course No.</u>	<u>Section No.</u>	<u>Enrollment</u>	<u>Justification Code*</u>
A&H 2390	001	7	8
EE 4250	001	7	1
EE 4395	501	7	1
GEOS 2401	001	4	5
MATH 4341	501	6	1
PSY 2401	001	4	5
STAT 4382	501	9	2

*Justification Codes:

1. Required course for graduation (not offered each semester or term); if canceled, may affect graduation date.
2. Required course for majors in this field; should be completed this session to keep proper course sequence.
5. First time offering of the course.
8. Voluntarily offered by a faculty member in excess of the instructional teaching load requirement and for which faculty member receives no additional compensation.

U. T. BOARD OF REGENTS' MEETING

JUNE 10, 1993

SUBSTANTIVE CATALOG CHANGES

The following listing summarizes the substantive changes proposed to the catalog of The University of Texas at Dallas. These catalog changes have been administratively approved by the appropriate Executive Vice Chancellor.

Undergraduate Catalog for 1993-94

<u>Page Number(s)</u>	<u>Summary of Proposed Substantive Change</u>
45-46	Increase in the General Use Fee from \$10 to \$12 per semester credit hour effective with the Fall 1993 term.

Graduate Catalog for 1993-94

<u>Page Number(s)</u>	<u>Summary of Proposed Substantive Change</u>
36-37	Increase in the General Use Fee from \$10 to \$12 per semester credit hour effective with the Fall 1993 term.

U. T. BOARD OF REGENTS' MEETING

JUNE 10, 1993

BUSINESS CONTRACTS FOR SERVICES

The following contracts have been awarded, have been administratively approved by the appropriate Executive Vice Chancellor, and are recommended for ratification by the U. T. Board of Regents:

(FUNDS COMING IN)

1. Agency: Advantex Research, Inc.
a Texas corporation
Funds: \$1,163.28
Period: February 1, 1993 through January 31, 1994
Title/Description: Lease approximately 258.5 square feet in Advanced Technology Innovation Center
2. Agency: DocuFile, Incorporated
dba Compufile, a Texas corporation
Funds: \$2,400.00
Period: January 1, 1993 through December 31, 1993
Title/Description: Lease approximately 534 square feet in Advanced Technology Innovation Center
3. Agency: Meeting Enterprises, Incorporated
a Texas corporation
dba Professional Planning Group
Funds: \$3,710.76
Period: February 1, 1993 through January 31, 1994
Title/Description: Lease approximately 824.6 square feet in Advanced Technology Innovation Center
4. Agency: Polatomic, Incorporated
a Texas corporation
Funds: \$7,830.00
Period: March 1, 1993 through February 28, 1994
Title/Description: Lease approximately 1,740 square feet in Advanced Technology Innovation Center
5. Agency: Regis McKenna, Incorporated
a California corporation
Funds: \$1,743.36
Period: January 1, 1993 through December 31, 1993
Title/Description: Lease approximately 387.4 square feet in Advanced Technology Innovation Center
- . Agency: Visual Data Systems, Inc.
a Texas corporation
Funds: \$2,512.56
Period: February 1, 1993 through January 31, 1994
Title/Description: Lease approximately 714.26 square feet in Advanced Technology Innovation Center

THE UNIVERSITY OF TEXAS AT DALLAS

U. T. BOARD OF REGENTS' MEETING

JUNE 10, 1993

BUSINESS CONTRACTS FOR SERVICES
(Continued)

(FUNDS GOING OUT)

7. Agency: Dallas Challenge, Inc.
Behavioral Health Monitor
Funds: \$17,628
Period: April 1, 1993 through March 31, 1994
Title/Description: Renewal of Contract for employee assistance support services
8. Agency: NationsBank of Texas, N.A.
Funds: Per contract
Period: March 1, 1993
Title/Description: Controlled Disbursement Operating Agreement
9. Agency: Texas Instruments Incorporated
Advanced Information Management Division
Funds: \$15,000
Period: December 15, 1992 through December 14, 1997
Title/Description: To purchase Software on a perpetual license basis for classroom use of the IEF Laboratory Kit and Professor Kit

THE UNIVERSITY OF TEXAS AT DALLAS
U. T. BOARD OF REGENTS' MEETING
JUNE 10, 1993

2697

THIS PAGE INTENTIONALLY LEFT BLANK

U. T. BOARD OF REGENTS' MEETING

JUNE 10, 1993

STANDARD EASEMENTS

The following easement has been approved by the Office of General Counsel and is recommended for approval by the U. T. Board of Regents:

1. Grantee: Telecable of Richardson, Inc.
Location: City of Richardson, Dallas County and Collin County, and being part of the J. W. Curtis and McKinney and Williams Survey, Abstract 345 and 1023
Funds: \$10.00 cash and other good and valuable consideration to Grantor.
Date: February 25, 1993, until abandonment
Description: Ten foot wide strip of land commencing at the intersection of the west right of way line of Armstrong Parkway and the north right of way line of Campbell Road; thence southwest 996.68 feet; thence northeast 1787.09 feet; thence northwest 783.50 feet; thence northwest 43 feet; thence southeast 69.11 feet, thence southeast 31 feet; thence northeast 28.44 feet; thence southeast 357 feet; thence southeast 432 feet, thence northeast 36.35 feet; thence northwest 196.25 feet, thence northwest 36.01 feet, thence northeast 46.05 feet; thence northwest 34.05 feet; thence northwest 11.04 feet to the end of the easement.

THE UNIVERSITY OF TEXAS AT DALLAS

U. T. BOARD OF REGENTS' MEETING

JUNE 10, 1993

TRADEMARK LICENSE AGREEMENTS

The following agreement has been awarded and is recommended for approval by the U. T. Board of Regents. All product approvals are in accordance with Paragraphs 10.1(C) and (D) and 11.1 of the Trademark Agreement.

1. Licensee: King Louie International, Inc.
Grandview, Missouri 64030
- Fee-Royalty: \$100, 7% of gross sales
- Period: January 1, 1993 through December 31, 1995
- Description: Apparel, which includes various styles of T-shirts, Sweatshirts, Shorts, Jackets and Caps

JUNE 10, 1993

PATENT LICENSE AGREEMENTS

The following agreement has been awarded and is recommended for approval by the U. T. Board of Regents:

1. Licensee: SI Diamond Technology, Inc.
a Texas corporation
- Fee-Royalty: Per Contract
- Period: February 11, 1993 through December 31, 1995
- Description: Method and Apparatus for Producing a Layer of Material from a Laser Ion Source, Directed by Professor Carl Collins, Jr. and Dr. Farzin Davanloo

U. T. BOARD OF REGENTS' MEETING

JUNE 10, 1993

CONTRACTS AND GRANTS FOR RESEARCH, DEVELOPMENT, CLINICAL
AND EDUCATIONAL SERVICES

Since the Docket for the previous meeting of the U. T. Board of Regents, the following activity has taken place with regard to Contracts and Grants for Research, Development, Clinical and Educational Services:

A. Number of Initial Grant and Contract Awards

<u>Docket Item</u>	<u>Total Funds in</u>	<u>Total Funds Out</u>	<u>Support Materials</u>
FY 93 111-119	\$ 469,714.50	\$ -0-	Report of Awards
FY 93	\$ -0-	\$ -0-	Report of IACs
FY 93 120-127	\$ 222,719.00	\$ -0-	Report of Contracts

B. Number of Fiscal Amendments to Grant and Contract Awards
(Increasing or Decreasing by \$10,000 or More)

<u>Docket Item</u>	<u>Total Funds in</u>	<u>Total Funds Out</u>	<u>Support Materials</u>
FY 93 128-130	\$ 102,743.00	\$ -0-	Report of Awards
FY 93	\$ -0-	\$ -0-	Report of IACs
FY 93 131-134	\$ 82,561.00	\$ -0-	Report of Contracts

AMENDMENTS TO THE 1993 BUDGET

TRANSFER OF FUNDS

RBC

RESIDENT INSTRUCTION

School of Management

1. Amount of Transfer: \$ 121,580 D24

From: School of Management - Enrichment - Maintenance and Operation

To: Lecturers (77,528)
Teaching Assistants (44,052)

To budget salaries for spring appointments

School of Engineering and Computer Science

2. Amount of Transfer: \$ 135,000 D22

From: Engineering and Computer Science - Enrichment
Maintenance and Operation

To: Lecturers (20,000)
Teaching Assistants (115,000)

To provide funding for spring semester

Resident Instruction Summer Budget

3. Amount of Transfer: \$2,997,400 D18

From: Summer Faculty Salaries (2,309,000)
1% Salary Increase (22,637)
3% Salary Increase (69,949)
Unallocated Resident Instruction (327,947)
Instructional Program Development (153,367)
Academic Affairs - Enrichment (22,463)
School of Natural Science and Mathematics (8,428)
School of Management - Enrichment (49,615)
School of Human Development - Enrichment (31,894)
School of General Studies - Enrichment (2,100)

To: School of Arts and Humanities (288,375)
School of Natural Sciences and Mathematics (722,669)
School of Social Sciences (375,153)
School of Management (693,116)
School of Human Development (381,794)
School of General Studies (82,859)
Teacher Education Program (13,918)
School of Engineering and Computer Science (414,714)
Instructional Computing Support (24,802)

Budget for 1993 Summer Session

JUNE 10, 1993

AMENDMENTS TO THE 1993 BUDGET
(Continued)

SPECIAL ITEMS

TARP - An Adaptive Microphone Array for Speech Acquisition

4. Amount of Transfer: \$ 20,500 D21

From: Allocation of General Revenue for
Texas Higher Education Coordinating Board

To: Research Assistants

To increase appropriation on TARP account

Texas College Work Study Program

5. Amount of Transfer: \$ 1,328 019

From: E&G Income State Appropriation

To: Wages

To show decrease of \$236 (RE: appropriation Number 2849) and increase of \$1564 in State Appropriation. Net: \$1,328

DESIGNATED FUNDS

Texas Public Education Grant - Resident Graduate Dean

6. Amount of Transfer: \$ 102,500 D23

From: Texas Public Education Grant-Resident-Financial Aid

To: Maintenance and Operation

To increase FY 1993 Operating Budget

RESTRICTED CURRENT FUNDS

Issues in Science and Technologies

7. Amount of Transfer: \$ 415,000 D20

From: Issues in Science and Technologies - Revenue

To: Maintenance and Operation (185,260)
Travel (13,580)
A&P Salaries (102,959)
Staff Benefits (55,000)
Unallocated (58,201)

To establish account and provide funds for Operating Expenses

THE UNIVERSITY OF TEXAS AT EL PASO

May 4, 1993

Dr. James P. Duncan
Executive Vice Chancellor
for Academic Affairs
The University of Texas System
601 Colorado Street
Austin, Texas 78701

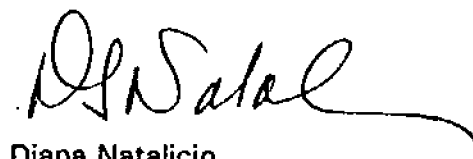
Attn: System Budget Office

Dear Dr. Duncan:

The docket for the June 10, 1993 meeting of the Board of Regents is submitted for your recommendation and presentation to the Board.

I recommend approval.

Sincerely,

A handwritten signature in black ink, appearing to read "D. Natalicio", with a long, sweeping underline that extends to the right.

Diana Natalicio
President

DN:lda

TABLE OF CONTENTS

	<u>PAGE NO.</u>
Gifts from Private Donors and Foundations	EP- 3
Small Class Report	EP- 4
Business Contracts for Services	EP- 7
Funds Coming In	
Funds Going Out	
Construction Contracts of \$300,000 or Less	
Construction Contracts between \$300,000 and \$600,000	
Standard Affiliation Agreements	EP -9
Software License Agreements	EP-11
Trademark License Agreements	EP-12
Patent License Agreements	EP-13
Proprietary Information	EP-14
Parking and Traffic Regulations	EP-15
Contracts and Grants for Research, Development, Clinical and Educational Services	
Over \$500,000 (Funds Coming In and/or Funds Going Out)	EP-16
All Others	EP-17
Other Fiscal Items	EP-18

U. T. BOARD OF REGENTS' MEETING

JUNE 10, 1993

GIFTS FROM PRIVATE DONORS AND FOUNDATIONS

The following gifts have been received and are recommended for acceptance by the U. T. Board of Regents:

<u>Donor</u>	<u>Purpose</u>	<u>Amount</u>
1. GTE Foundation Attn: Ms. Janet Perkins One Stamford Forum Stamford, CT 06904	GTE FOCUS Grant for the Physics Department's EL PASO PHYSICS LINK Programs	\$ 30,000.00

U. T. BOARD OF REGENTS' MEETING

JUNE 10, 1993

REPORT ON SMALL CLASSES, FALL 1992 AND SPRING 1993

Approval is recommended for the following list of small classes, pursuant to Section 51.403(d) of the Texas Education Code. The list has the administrative approval of the appropriate Executive Vice Chancellor.

Course No.	Section No.	Enrollment
<u>UNDERGRADUATE COURSES Fall, 1992</u>		
ARTE 3321	40750	7
CE 4448	42927	8
CE 4448	42940	8
CS 4101	44763	7
CS 4201	44921	1
CS 4201	44939	4
CS 4201	44942	9
EE 1251	45665	5
EE 1412	74808	5
EE 2412	45918	6
EE 2412	45920	4
EE 2412	79087	2
GEOL 3104	50367	8
GEOL 3104	50381	3
GEOL 3321	76815	8
IE 3236	51960	8
IE 3236	51971	8
IE 4466	52248	2
KIN 3407	77691	9
MC 3201	73428	9
MC 3307	55130	5
MC 3307	55156	9
MC 3307	55167	4
MECH 3305	55391	1
MECH 3305	55407	4
MECH 3305	55415	7
MECH 3305	55421	7
MECH 4354	55753	7
MECH 4354	55764	8
MECH 4354	55788	1
MECH 4451	55813	7
MECH 4451	55824	7
MET 4306	56396	9
NURS 3302	77349	9
NURS 3302	77355	9
NURS 7302	61078	7
NURS 7302	61103	9
NURS 7303	61167	9
NURS 7371	77207	9
NURS 7371	77221	9
NURS 7410	77242	8
NURS 7410	77250	6
NURS 7410	77273	6
NURS 7410	77284	9
NURS 7410	77296	8
NURS 7410	78530	9
NURS 7411	61421	9
NURS 7411	61450	6
NURS 7411	61484	6

U. T. BOARD OF REGENTS' MEETING

JUNE 10, 1993

REPORT ON SMALL CLASSES, FALL 1992 AND SPRING 1993

Continued

<u>Course No.</u>	<u>Section No.</u>	<u>Enrollment</u>
<u>UNDERGRADUATE COURSES Fall, 1992</u>		
NURS 7411	76755	8
NURS 7471	61496	8
NURS 7471	61511	9
NURS 7471	61533	9
NURS 7471	77304	9
NURS 7472	61579	9
NURS 7472	61582	9
NURS 7472	61604	8
NURS 7472	61610	9
PE 1128	76652	3
ARTE 3321	40750	6
<u>SPRING, 1993</u>		
BIOL 2425	17259	6
CS 4101	94126	3
CS 4101	94134	9
CS 4101	94143	5
CS 4101	94151	7
CS 4201	94288	6
CS 4201	94308	5
CS 4201	94313	9
CS 4201	94324	2
EE 1205	94966	6
EE 1205	95017	8
EE 1251	95065	9
EE 2310	95258	8
EE 2411	95285	8
EE 2412	95305	8
EE 2412	95347	8
GEOL 3214	14878	9
GEOL 3214	14880	9
GEOL 3305	98858	8
GEOL 3305	98860	6
GEOL 3321	25444	7
GEOL 3321	25457	4
GEOP 3432	25395	9
HSCI 3411	21041	7
MC 3307	02647	5
MC 3307	02663	4
MECH 3305	02903	5
MECH 3305	02912	5
MECH 3305	02929	5
MECH 3305	02948	6
MECH 3305	02956	6
MECH 3305	02967	5
MECH 4354	03286	6
MECH 4354	03290	9
MECH 4354	03322	6
MECH 4451	03355	5
MECH 4451	03341	1

U. T. BOARD OF REGENTS' MEETING

JUNE 10, 1993

REPORT ON SMALL CLASSES, FALL 1992 AND SPRING 1993
Continued

Course No.	Section No.	Enrollment
<u>UNDERGRADUATE COURSES Spring, 1993</u>		
MEDT 1401	03401	9
MEDT 3410	03438	9
MET 3309	03720	7
MET 4304	03814	3
NURS 3302	08014	9
NURS 7302	08135	8
NURS 7303	08217	9
NURS 7371	08357	9
NURS 7371	08366	9
NURS 7471	08379	7
NURS 7410	08404	3
NURS 7410	08428	8
NURS 7410	08461	8
NURS 7411	07476	6
NURS 7411	08505	5
NURS 7411	08520	8
NURS 7411	08547	8
NURS 7411	21215	5
NURS 7471	08572	8
NURS 7471	08591	6
NURS 7472	08621	9
NURS 7472	08668	8
PHYS 4104	26325	6
THEA 4313	13951	4
DRAW 3308	94377	1
DRAW 3410	94390	6
DRAW 3420	94472	1
ARTG 3416	90757	5
ARTG 3426	90766	6
<u>GRADUATE COURSES Fall, 1992</u>		
NURS 5566	76776	4
NURS 5567	76787	4
ARTE 3511	40773	2
<u>Spring, 1993</u>		
NURS 2564	19844	5
NURS 2569	21355	4
NURS 5568	21349	4
GEOL 3515	25374	1
GEOL 3615	27036	3

U. T. BOARD OF REGENTS' MEETING

JUNE 10, 1993

BUSINESS CONTRACTS FOR SERVICES

(FUNDS COMING IN)

The following contracts have been awarded, have been administratively approved by the appropriate Executive Vice Chancellor, and are recommended for ratification by the U. T. Board of Regents:

1. Agency: Senior All Star Bowl, Inc.
Funds: As per Section VII. Subsections A., B., C., D., and E. of Contract
Period: January 23, 1993 through January 25, 1993
Title/Description: For the use of Sun Bowl Stadium at UTEP by a not-for-profit corporation for the purpose of an El Paso County High School Senior All Star Football Game.
2. Agency: RJ&K Enterprises
Funds: As per contract
Period: September 1, 1992 through August 31, 1993 with two (2) one (1) year extension periods.
Title/Description: Amusement vending machine services.
3. Agency: El Paso Sun Carnival Association
Funds: Participation Fee as per contract
Period: June 1, 1990 through March 2, 1995
Title/Description: For the production of a Sun Carnival Association Basketball Tournament to be held each year.

MINOR CONSTRUCTION PROJECTS, as authorized by U. T. Board of Regents' Rules and Regulations, Part Two, Chapter VIII, Section 2 (Projects previously approved by the Board of Regents and/or those for Minor Repair and Remodeling for \$300,000.00 or less.)

4. Contractor: W.R.A. Construction
Amount: Contract Amount: \$143,000.00
Current Total: \$158,570.00
Source of Funds: Institutional Project Funds
Date of Contract: February 2, 1993
Estimated Completion Date: May, 1993
Project Title: Repair and waterproof the exterior walk decks at the Fox Fine Arts Building.
Brief Description: Work is necessary to prevent continued damage to occupied spaces in the Fox Fine Arts Building below the walk decks.

U. T. BOARD OF REGENTS' MEETING

JUNE 10, 1993

BUSINESS CONTRACTS FOR SERVICES

Continued

MINOR CONSTRUCTION PROJECTS, as authorized by U. T. Board of Regents' Rules and Regulations, part Two, Chapter VIII, Section 5.2 (Projects previously approved by the Board of Regents and/or those for Minor Repair and Remodeling between \$300,000.00 and \$600,000.00)

5. Contractor: Graham Construction Co.
 Amount: Incr. Amt.: \$ 3,898.00
 Current Total: \$342,728.80
 Source of Funds: Institutional Project Funds
 and PUF Funds
 Date of Contract: May 12, 1992
 Estimated Completion Date: December 10, 1992
 Project Title: Space for Occupational Therapy and
 Physical Therapy at the College of
 Nursing and Allied Health
 Brief Description: Remodel of basement of the College of
 Nursing to suit the needs of the OT/PT
 Program.
6. Contractor: Silverton Construction
 Amount: Contract Amt.: \$508,182.89
 Incr. Amt.: \$ 2,915.00
 Current Total: \$556,097.89
 Source of Funds: Institutional Project Funds
 Date of Contract: December 8, 1992
 Estimated Completion Date: July, 1993
 Project Title: Renovation for University Computer
 Center
 Brief Description: Remodel the basement of Union West to
 suit the needs of the Computer Center.
7. Contractor: Graham Construction
 Amount: Incr. Amt.: \$ 98,486.00
 Incr. Amt.: \$ 3,120.00
 Current Total: \$471,646.00
 Source of Funds: Institutional Project Funds
 Date of Contract: September 29, 1992
 Estimated Completion Date: April, 1993
 Project Title: Upgrade HVAC System, 4th Floor of the
 Liberal Arts Building.
 Brief Description: Work is necessary to finish HVAC work
 left incomplete for the LACIT
 Laboratory. In addition, the work will
 be accomplished in such a manner as to
 accommodate future HVAC renovations in
 the building.

U. T. BOARD OF REGENTS' MEETING

JUNE 10, 1993

STANDARD AFFILIATION AGREEMENTS

The agreements recommended for approval by the U. T. Board of Regents are based on the model agreement adopted on December 16, 1977.

1. Facility: Upper Rio Grande Private Industry Council
1155 Westmoreland, Suite 235
El Paso, Texas
Date: January 19, 1993
Purpose: To provide educational programs for UTEP Educational Psychology and Special Services students.
2. Facility: El Paso Child Guidance Center
El Paso, Texas
Date: January 27, 1993
Purpose: To provide educational programs for UTEP Educational Psychology and Special Services students.
3. Facility: Hospice of El Paso
El Paso, Texas
Date: February 5, 1993
Purpose: To provide educational programs for UTEP Educational Psychology and Special Services students.
4. Facility: Planned Parenthood Center of El Paso
El Paso, Texas
Date: February 5, 1993
Purpose: To provide educational programs related to public relations experiences for UTEP students.
5. Facility: Monte Vista at Coronado
1575 Belvidere Street
El Paso, Texas
Date: February 17, 1993
Purpose: To provide educational programs related to public relations experiences for UTEP students.
6. Facility: Sharp Memorial Hospital
San Diego, California
Date: March 8, 1993
Purpose: To provide educational programs for UTEP College of Nursing and Allied Health Sciences students.
7. Facility: Texas Department of Transportation
212 North Clark
El Paso, Texas
Date: March 19, 1993
Purpose: To provide educational programs related to public relations experiences for UTEP students.
8. Facility: Life Management Center, EVOS
8281 North Loop Drive
El Paso, Texas
Date: March 23, 1993
Purpose: To provide educational programs for UTEP College of Education students.

U. T. BOARD OF REGENTS' MEETING

JUNE 10, 1993

STANDARD AFFILIATION AGREEMENTS

Continued

9. Facility: El Paso Child Guidance Center, Inc.
2701 E. Yandell
El Paso, Texas
Date: January 19, 1993
Purpose: To provide educational programs for UTEP Social Work
program students.

U. T. BOARD OF REGENTS' MEETING

JUNE 10, 1993

SOFTWARE LICENSE AGREEMENTS

The following agreement has been awarded and is recommended for approval by the U. T. Board of Regents:

1. Licensor: Octel Communications Corporation (Owner)
Norstan, Inc. (Distributor)
- Fee-Royalty: None
- Period: October 28, 1992 through discontinuance of the telecommunications system.
- Description: Norstan, Inc. has been granted the right to distribute to UTEP certain copyrighted and proprietary software products in connection with the hardware products and equipment being provided under the contract governing Norstan's installation of a new telecommunications system.

U. T. BOARD OF REGENTS' MEETING

JUNE 10, 1993

TRADEMARK LICENSE AGREEMENTS

The following agreements have been awarded and are recommended for approval by the U. T. Board of Regents. All product approvals are in accordance with Paragraphs 10.1(C) and (D) and 11.1 of the Trademark Agreement.

1. Licensee: American Needle & Novelty, Inc.
1275 Busch Parkway
Buffalo Grove, ILL. 60089-4504
Fee-Royalty: \$100, 7%
Period: March 1, 1993 through December 31, 1995
Description: Licensed products are caps.
2. Licensee: Clark Sportswear, Inc.
41911 Ford Road
Canton, Michigan 48186-3673
Fee-Royalty: \$100, 7%
Period: April 1, 1993 through December 31, 1995
Description: Apparel, which includes various types of clothing, caps of various types & styles, and apparel accessories.
3. Licensee: P M Enterprises, Inc.
300 Jacobson Drive
Poca, West Virginia 25159
Fee-Royalty: \$0, 7%
Period: January 1, 1993 through December 31, 1995
Description: T-shirts, sweatshirts and other sportswear.

U. T. BOARD OF REGENTS' MEETING

JUNE 10, 1993

PATENT LICENSE AGREEMENTS

The following agreement has been awarded and is recommended for approval by the U. T. Board of Regents:

1. Licensee: Thomson Consumer Electronics, Inc.
600 North Sherman Drive
Indianapolis, Indiana

Texas Engineering Experiment Station
College Station, Texas

- Fee/Royalty: As Per Agreement, Article III
Period: February 24, 1993 through expiration of the last-to-expire of any patent(s) which may result from this Agreement.

- Description: Development and License agreement for Advanced Technology Program Grant entitled "Flexible Inspection System for Printed Circuit Boards".

U. T. BOARD OF REGENTS' MEETING

JUNE 10, 1993

PROPRIETARY INFORMATION

The following agreement has been awarded and is recommended for approval by the U. T. Board of Regents:

1. Licensee: Halliburton Geophysical Services, Inc.
200 North Loraine, Suite 900
Midland, Texas 79701
- Funds: As Per Agreement
- Period: January 29, 1993 through duration of Agreement
- Description: Agreement allows the Geological Sciences Department at UTEP to license from HGS, at various times, certain proprietary geophysical information, which HGS owns for instructional purposes.

U. T. BOARD OF REGENTS' MEETING

JUNE 10, 1993

PARKING AND TRAFFIC REGULATIONS

The following listing summarizes the substantive changes proposed to Parking and Traffic Regulations of The University of Texas at El Paso. They have been approved by the appropriate Executive Vice Chancellor and are incorporated in model regulations approved by the U. T. Board of Regents. These regulations supersede all prior Parking and Traffic Regulations.

Parking and Traffic Regulations
for 1993-94

<u>Page Number(s)</u>	<u>Summary of Proposed Substantive Change</u>
1	Section I, subsection 1. last sentence added to require parking permits for all vehicles on campus.
1	Section I, subsection 2. last sentence added to require display of temporary permits.
1,2	Section I, subsection 4. revised to define parking areas for faculty, staff and visitors.
3	Section I, subsection 8. revised to provide definitive rules for bicycles and mopeds.
4	Section I, subsection 14. revised to clarify ticketing of visitors on campus.
5	Section I, subsection 16. last sentence added to identify treatment of abandoned vehicles.
5	Section I, subsection 17. added to advise permit owners of the Police Department's new location.
10	Section VI, subsections A. and B. deleted and added paragraph to explain issuance of parking permits.
13, 14	Section VI, CLASSES OF PERMITS AND FEES, revised to better explain Disabled space usage and violations.
16	Section VI, REPLACEMENT CHARGES, added a regular rate charge of \$5 for any permit not returned for a replacement permit.
17	Section VII, DRIVING AND PARKING OFFENSES, added expired parking meter charge of \$5.

THE UNIVERSITY OF TEXAS AT EL PASO

U. T. BOARD OF REGENTS' MEETING

JUNE 10, 1993

CONTRACTS OR GRANTS OVER \$500,000

(FUNDS COMING IN)

The following contract or grant in an amount over \$500,000, has been awarded, has been administratively approved by the appropriate Executive Vice Chancellor, and is recommended for approval by the U. T. Board of Regents.

I. Grantor: U.S. Environmental Protection Agency
EPA Assistance Agreement/Amendment
No.: Assistance ID No.: CR819849-01-0
New Funds: \$500,000
Project Period: March 8, 1993 through March 7, 1998
Budget Period: March 8, 1993 through March 7, 1995
Title/Description: Establishment of an Environmental Research Center as an integral part of the Center for Environmental Resource Management.

U. T. BOARD OF REGENTS' MEETING

JUNE 10, 1993

CONTRACTS AND GRANTS FOR RESEARCH, DEVELOPMENT, CLINICAL AND EDUCATIONAL SERVICES

Since the Docket for the previous meeting of the U. T. Board of Regents, the following activity has taken place with regard to Contracts and Grants for Research, Development, Clinical and Educational Services:

A. Number of Initial Grant and Contract Awards

<u>Docket Item #</u>	<u>Total Funds In</u>	<u>Total Funds Out</u>	<u>Support Materials</u>
FY 93 159-184	\$ 907,182.58	\$ 478,309.00	Report of Awards
FY 93 192-193	\$ 43,804.00	\$ 0.00	Report of IAC's
	\$ 0.00	\$ 0.00	Report of Contracts

B. Number of Fiscal Amendments to Grant and Contract Awards (Increasing or Decreasing by \$10,000 or more)

<u>Docket Item #</u>	<u>Total Funds In</u>	<u>Total Funds Out</u>	<u>Support Materials</u>
FY 93 185-191	\$ 163,890.00	\$ 11,194.59	Report of Awards
FY 93 194-197	\$ 0.00	\$ 0.00	Report of IAC's
	\$ 0.00	\$ 0.00	Report of Contracts

U. T. BOARD OF REGENTS' MEETING

JUNE 10, 1993

OTHER FISCAL ITEMS

The following items have been recommended by President Natalicio and the appropriate Executive Vice Chancellor, and is submitted for approval by the U. T. Board of Regents:

1. Item: New Student Orientation Fee
Funds: \$17.50 - \$35.00
Effective Period: September, 1993
Description: Off-cycle approval to increase fee from the original range of \$10 to \$20.
2. Item: New Student Orientation Fee Registration Late Fee
Funds: \$5.00
Effective Period: September, 1993
Description: Off-cycle approval to establish new Late Fee for this function.
3. Item: Transcript Fee - Immediate Processing
Funds: \$7.00
Effective Period: September, 1993
Description: Off-cycle approval to increase transcript fee from \$6 for immediate processing of transcripts.


The University of Texas
Pan American

Office of the President

(210) 381-2100
(210) 381-2150 FAX

2722

May 3, 1993



Dr. James P. Duncan
Executive Vice Chancellor
for Academic Affairs
The University of Texas System
601 Colorado Street
Austin, Texas 78701

Attn: System Budget Office

Dear Dr. Duncan:

The docket for the June 10, 1993 meeting of the Board of Regents is submitted for your recommendation and presentation to the Board.

I recommend approval.

Sincerely,



Miguel A. Nevarez
President

MAN:dt

THE UNIVERSITY OF TEXAS - PAN AMERICAN

U. T. BOARD OF REGENTS' MEETING

JUNE 10, 1993

TABLE OF CONTENTS

	<u>Page No.</u>
Gifts from Private Donors and Foundations	PA- 3
Small Class Report	PA- 4
Contracts and Grants for Research, Development, Clinical and Educational Services	
All Others	PA- 9
Amendments to the 1993 Budget (including faculty and staff appointments and changes in status and transfers of funds within existing budget totals)	PA-10

U. T. BOARD OF REGENTS' MEETING

JUNE 10, 1993

GIFTS FROM PRIVATE DONORS AND FOUNDATIONS

The following gifts have been received and are recommended for acceptance by the U. T. Board of Regents:

<u>Donor</u>	<u>Purpose</u>	<u>Amount</u>
1. Wal-Mart Foundation 702 S.W. 8th Street Bentonville, AR 72716	Scholarship	\$ 50,000.00
2. Wal-Mart Foundation 702 S.W. 8th Street Bentonville, AR 72716	Unrestricted	\$ 50,000.00
3. AT&T Foundation Room 3128 1301 Avenue of the Americas New York, NY 10019	Hispanic-Mother Dauther Program	\$ 50,000.00

THE UNIVERSITY OF TEXAS - PAN AMERICAN

U. T. BOARD OF REGENTS' MEETING

JUNE 10, 1993

REPORT ON SMALL CLASSES, FALL 1992 AND SPRING 1993

Approval is recommended for the following list of small classes, pursuant to Section 51.403(d) of the Texas Education Code. The list has the administrative approval of the appropriate Executive Vice Chancellor.

Course No.	Section No.	Enrollment	Justification Code*
<u>UNDERGRADUATE COURSES</u>			
ACC 2421	C	5	8
ACC 2421	H	8	7
AIS 1305	01	9	4
AIS 1306	01	4	4
ANTH 2301	01	1	8
ANTH 2301	01	4	8
ANTH 3351	01	1	8
ANTH 3368	01	1	8
ANTH 3384	01	2	8
ANTH 4345	01	1	8
ANTH 4353	01	6	8
ANTH 4353	01	1	8
ANTH 4355	01	5	8
ANTH 4385	01	1	8
ANTH 4385	03	1	8
ART 2304	01	9	4
ART 2304	01	3	4
ART 2342	01	2	4
ART 2342	01	4	4
ART 2361	01	9	4
ART 2362	01	1	4
ART 2373	01	8	4
ART 2373	01	6	4
ART 3303	01	6	4
ART 3303	01	2	4
ART 3304	01	3	4
ART 3321	01	6	8
ART 3331	01	9	4
ART 3341	01	3	4
ART 3341	01	4	4
ART 3361	01	6	4
ART 3361	01	2	4
ART 3371	01	3	4
ART 337	01	7	4
ART 3382	01	1	8
ART 3382	01	8	4
ART 4311	02	1	8
ART 4335	02	1	8
BIOL 4201	01	1	8
BIOL 4201	02	1	8
BIOL 4201	03	1	8
BIOL 4201	A	1	8
BIOL 4305	01	9	1
BIOL 4305	A	9	1
BIOL 4412	A	6	6
BIOL 4412	B	8	6
C S 4390	01	1	8
C S 4390	01	1	8
CHEM 4201	01	1	8
CHEM 4202	01	1	8
COMM 1323	02	8	4
COMM 1333	01	6	4
COMM 2311	01	9	2
COMM 2320	01	1	8
COMM 2350	01	1	8

U. T. BOARD OF REGENTS' MEETING

JUNE 10, 1993

REPORT ON SMALL CLASSES, FALL 1992 AND SPRING 1993
(Continued)

Course No.	Section No.	Enrollment	Justification Code*
COMM 3323	01	2	8
COMM 3325	01	1	8
COMM 3330	01	1	8
COMM 3331	02	1	8
COMM 3422	01	9	2
COMM 3422	A	9	2
COMM 4331	01	3	8
COMM 4331	01	6	4
COMM 4410	01	1	8
COMM 4410	A	1	8
CRIJ 4363	01	2	8
DIET 3354	01	5	2
DIET 3452	01	5	2
DIET 3452	A	5	2
DIET 3453	01	5	2
DIET 3453	A	5	2
DIET 4254	01	7	2
DIET 4257	01	4	2
DIET 4351	01	8	2
DIET 4353	01	5	2
DIET 4353	A	5	2
DIET 4655	01	8	2
ECO 3352	01	7	2
ECO 4359	01	9	1
ED 3350	01	9	2
ELEE 3401	01	6	3
ELEE 3401	A	6	3
ELEE 3402	01	6	3
ELEE 3402	A	6	3
ENG 1302	45	4	8
ENG 1302	56	1	8
ENG 3320	01	1	8
ENG 3320	03	6	8
ENG 3320	04	3	8
ENG 3320	05	1	8
ENG 4309	01	1	8
ENG 4329	01	4	4
ENGR 2101	01	1	8
ENGR 3101	02	1	3
FR 4322	01	1	8
H E 1354	03	9	4
H E 4358	01	2	8
HIST 4395	02	1	8
HLTH 1354	02	9	4
HLTH 4358	01	1	8
HONR 2387	02	2	8
HRP 2352	01	7	2
HRP 2352	A	7	2
KIN 2282	01	7	4
KIN 4313	01	2	8
MANE 2430	01	5	3
MANE 2430	A	5	3
MANE 2431	01	3	3
MANE 2431	A	3	3
MATH 2330	01	9	4
MATH 2330	02	9	4
MATH 2330	03	7	4
MATH 2342	03	8	2
MATH 2342	03	7	2

U. T. BOARD OF REGENTS' MEETING

JUNE 10, 1993

REPORT ON SMALL CLASSES, FALL 1992 AND SPRING 1993
(Continued)

Course No.	Section No.	Enrollment	Justification Code*
MATH 3368	01	1	8
MATH 4357	01	6	1
MATH 4364	02	3	8
MATH 4379	02	2	8
MECE 2321	01	4	3
MECE 2321	01	7	3
MECE 2321	A	4	3
MECE 2321	A	7	3
MECE 2335	01	6	3
MECE 3315	01	5	3
MECE 3336	01	5	3
MUS 1224	01	4	4
MUS 1226	01	7	4
MUS 1226	01	5	4
MUS 1226	02	3	4
MUS 1226	02	9	4
MUS 1227	01	3	4
MUS 1227	01	1	4
MUS 1227	02	1	4
MUS 1227	02	6	4
MUS 1228	01	1	4
MUS 1228	02	1	4
MUS 3104	01	8	4
MUS 3104	01	7	4
MUS 3105	01	6	4
NURS 2505	A	9	6
NURS 2805	D	9	6
NURS 2805	F	9	6
NURS 2805	H	9	6
NURS 2805	I	9	6
NURS 3403	C	6	6
NURS 3406	01	9	6
NURS 3407	01	5	6
NURS 3608	A	9	6
NURS 3608	B	9	6
NURS 4601	A	8	6
NURS 4601	B	9	6
NURS 4601	C	9	6
NURS 4602	01	5	6
NURS 4602	02	9	6
NURS 4602	A	7	6
NURS 4602	B	7	6
PHIL 3362	01	1	8
PHYS 1402	B	9	7
PHYS 3303	01	1	8
PHYS 3305	01	1	8
PHYS 3305	01	1	8
POLS 3316	01	1	8
PSY 3343	01	5	8
PSY 3343	02	1	8
PSY 4313	01	5	8
PSY 4355	01	9	4
PSY 4363	01	1	8
PSY 4383	02	1	8
PSY 4383	03	1	8
PSY 4383	04	1	8
READ 3310	01	1	8
READ 3325	05	5	8
READ 3327	01	4	8
RECR 2351	01	5	8

U. T. BOARD OF REGENTS' MEETING

JUNE 10, 1993

REPORT ON SMALL CLASSES, FALL 1992 AND SPRING 1993
(Continued)

Course No.	Section No.	Enrollment	Justification Code*
RECR 4655	01	1	8
ROTC 1202	01	6	8
ROTC 1202	02	4	8
ROTC 1202	03	8	8
ROTC 2201	01	6	8
ROTC 2201	02	6	8
ROTC 2202	01	3	8
ROTC 2202	03	1	8
ROTC 3201	A	1	8
ROTC 3401	01	2	8
ROTC 3401	02	3	8
ROTC 3401	A	5	8
ROTC 3402	01	2	8
ROTC 3402	A	2	8
ROTC 4401	01	4	8
ROTC 4401	02	2	8
ROTC 4401	A	6	8
ROTC 4403	01	1	8
ROTC 4403	01	7	8
ROTC 4403	A	1	8
ROTC 4403	A	7	8
SOC 2324	01	1	8
SOC 3326	01	1	8
SOC 4380	02	1	8
SOCW 4818	01	2	8
SPAN 1388	01	7	2
SPAN 4304	01	7	2
SPAN 4336	02	2	8
STAT 3337	01	5	8

GRADUATE COURSES

ANTH 5355	01	1	8
ANTH 6354	01	2	8
ANTH 6354	03	1	8
BIOL 5307	01	1	4
BIOL 5307	A	1	4
BIOL 5312	01	2	4
BIOL 5312	A	2	7
BIOL 5314	B	3	4
BIOL 6101	01	4	8
BIOL 6101	02	1	8
COMM 5304	01	1	8
COMM 5308	01	3	8
COMM 6314	01	1	8
COMM 6324	01	1	8
COMM 6328	01	1	8
COMM 6328	01	1	8
COMM 6342	01	1	8
ED 5351	01	1	8
ED 6309	01	1	8
ED 6310	01	1	8
ED 6323	01	1	8
ED 6324	01	1	8
ED 6350	01	1	8
EDPS 6333	03	2	8
ENG 6321	01	1	8
ENG 6345	01	1	8
ENG 6350	01	1	8
ENG 6360	02	1	8

THE UNIVERSITY OF TEXAS - PAN AMERICAN

U. T. BOARD OF REGENTS' MEETING

JUNE 10, 1993

REPORT ON SMALL CLASSES, FALL 1992 AND SPRING 1993
(Continued)

Course No.	Section No.	Enrollment	Justification Code*
ENG 6360	03	1	8
ENG 6370	01	4	8
ENG 6370	01	4	8
ENG 6390	01	1	8
ENG 6390	01	1	8
ENG 6390	02	1	8
ENG 6390	02	2	8
ENG 6390	03	1	8
ENG 6390	03	1	8
ENG 6390	04	2	8
ENG 6390	05	1	8
HIST 5343	01	1	8
HIST 6301	01	1	8
KIN 6305	01	3	8
KIN 6308	01	4	8
MATH 6351	01	1	8
MUS 6331	01	1	8
MUS 6331	01	1	8
POLS 5367	01	2	8
POLS 5386	01	1	8
SOC 5313	01	1	8
SOC 5323	01	1	8
SOC 5323	01	1	8
SOC 6320	01	1	8
SPAN 6339	02	2	8
SPAN 6339	02	3	8
SPAN 6341	03	2	8
SPAN 6341	04	1	8

*Justification Codes:

1. Required course for graduation. (This course is not offered each semester or term, and if cancelled, may affect the date of graduation of those enrolled.)
2. Required course for majors in this field and should be completed this semester (or term) to keep proper sequence in courses.
3. Course in newly established degree program, concentration, or support area.
4. Interdepartmental (cross-listed) courses taught as a single class by the same faculty at the same station, provided that the combined courses do not constitute a small class.
5. First time offering of the course.
6. Class size limited by accreditation or state licensing standards.
7. Class size limited by availability of laboratory or clinical facilities.
8. Voluntarily offered by a faculty member in excess of the institutional teaching load requirement and for which the faculty member receives no additional compensation.

THE UNIVERSITY OF TEXAS - PAN AMERICAN

U. T. BOARD OF REGENTS' MEETING

JUNE 10, 1993

CONTRACTS AND GRANTS FOR RESEARCH, DEVELOPMENT, CLINICAL
AND EDUCATIONAL SERVICES

Since the Docket for the previous meeting of the U. T. Board of Regents, the following activity has taken place with regard to Contracts and Grants for Research, Development, Clinical and Educational Services:

A. Number of Initial Grant and Contract Awards

<u>Docket Item #</u>	<u>Total Funds In</u>	<u>Total Funds Out</u>	<u>Support Materials</u>
<u>FY93 54-56</u>	<u>\$67,540</u>	<u>-0-</u>	Report of Awards
<u>FY93 57</u>	<u>-0-</u>	<u>\$3,000</u>	Report of IACs
<u>FY93 58-67</u>	<u>\$70,798</u>	<u>\$9,504</u>	Report of Contracts

B. Number of Fiscal Amendments to Grant and Contract Awards
(Increasing or Decreasing by \$10,000 or More)

<u>Docket Item #</u>	<u>Total Funds In</u>	<u>Total Funds Out</u>	<u>Support Materials</u>
<u> </u>	<u> </u>	<u> </u>	Report of Awards
<u> </u>	<u> </u>	<u> </u>	Report of IACs
<u>FY93 68</u>	<u>\$10,855</u>	<u> </u>	Report of Contracts

THE UNIVERSITY OF TEXAS - PAN AMERICAN

U. T. BOARD OF REGENTS' MEETING

JUNE 10, 1993

AMENDMENTS TO THE 1993 BUDGET

Listed below are faculty members who are teaching "overloads". They are compensated \$1,305 for each 3 hour course or its equivalent. FTE effort remains at 100%; appointees will revert to their academic rate upon completion of course overload. (RBC 9)

<u>Department</u>	<u>Title</u>	<u>Academic Rate</u>	<u>Effective Date</u>	<u>Overload Payment</u>
COLLEGE OF ARTS AND SCIENCES				
Biology				
Savage, Norman L.	Professor	51,473	12-01-92	1,305
Allison, Terry C.	Professor	51,880	12-01-92	1,305
Sides, Sammie	Chair/Professor	52,367	12-01-92	1,305
De La Pena, Antonio M.	Assist Professor	34,105	12-01-92	1,305
Ortega, Jacobo	Professor	46,646	12-01-92	2,610
Edwards, Robert J.	Professor	45,012	12-01-92	1,305
Lonard, Robert I.	Professor	52,922	12-01-92	1,305
Communications				
Rieke, R. Neal	Assist Professor	36,127	12-01-92	1,305
Criminal Justice				
O'Daniel, Linda Joyce	Chair/Assist Prof	34,769	12-01-92	1,305
Dearth, Daniel	Assoc Professor	41,658	12-01-92	1,305
English				
Bloom, Leonard	Assist Professor	27,873	12-01-92	1,305
Reed, Michael	Assoc Professor	44,106	12-01-92	1,305
History & Philosophy				
Reed, Michael	Assoc Professor	44,106	12-01-92	1,305
Mathematics and Computer Science				
Poorkarimi, Hushang	Assist Professor	34,530	12-01-92	1,305
Brazier, Pearl Weaver	Assoc Professor	36,555	12-01-92	1,305
Modern Languages and Literatures				
Garcia Jr., Lino	Chair/Professor	45,677	12-01-92	1,305
Rea, Ramiro Ricardo	Assist Professor	32,252	12-01-92	3,915
Mejias, Hugo A.	Assoc Professor	43,720	12-01-92	1,305
Contreras, Victoria M.	Assist Professor	35,941	12-01-92	2,610
Sanchez, Encarnacion	Assist Professor	30,122	12-01-92	2,610
Maloney, James Charles	Assoc Professor	47,559	12-01-92	1,305
Music				
Canty, Dean Robert	Assoc Professor	39,935	12-01-92	1,305
Physics & Geology				
Giuoco, Samuel E.	Chair/Assist Prof	39,370	12-01-92	2,610
Glaser, Frederic M.	Assoc Professor	42,808	12-01-92	1,305
Rodgers, Robert W.	Assoc Professor	45,247	12-01-92	2,610
Ellis, Fred E.	Assoc Professor	46,139	12-01-92	1,957
Psychology				
Winkel, Mark H.	Chair/Assoc Prof	40,590	12-01-92	2,610
Alamia Jr, Alfonso J.	Assist Professor	31,240	12-01-92	1,305
Sociology				
Liebowitz, Stephen W.	Assoc Prof/Chair	39,299	12-01-92	2,610
Richardson, D. Chad	Professor	45,630	12-01-92	2,610

U. T. BOARD OF REGENTS' MEETING

JUNE 10, 1993

AMENDMENTS TO THE 1993 BUDGET
(Continued)

<u>Department</u>	<u>Title</u>	<u>Academic Rate</u>	<u>Effective Date</u>	<u>Overload Payment</u>
SCHOOL OF EDUCATION				
Curriculum & Instruction				
Perez, Ricardo J.	Chair/Assoc Prof	42,133	12-01-92	1,305
Dowell, Nancy K.	Assist Professor	41,396	12-01-92	1,305
Reeve, Robert	Professor	58,027	12-01-92	1,305
Rocha, Rodolfo	Assoc Professor	39,997	12-01-92	1,305
McBride, John W.	Professor	48,280	12-01-92	1,305
Health & Kinesiology				
Semper, Louis T.	Assoc Professor	49,221	12-01-92	870
Jorgensen, Layne W.	Chair/Assoc Prof	46,593	12-01-92	870
Dgletree, Alfred H.	Assoc Professor	43,724	12-01-92	1,305
Guinn Jr, Robert Kenneth	Professor	52,036	12-01-92	1,305
School of Admin. & Supervision				
Nichols, John C.	Chair/Professor	66,895	12-01-92	1,305
Carlson, Ralph	Chair/Assoc Prof	42,656	12-01-92	1,305
Pulley, Jerry L.	Professor	60,347	12-01-92	1,305
Carlan, Carl	Assoc Professor	52,317	12-01-92	1,305
TOTAL				\$68,947.48

Justification:

Faculty members teaching "overloads" are paid \$1,305 for each three hour course or it's equivalent. Faculty members doing individualized instruction are compensated \$145.00 for each half hour of contact. Labs count for half of a three hour course (\$652.50).

THE UNIVERSITY OF TEXAS - PAN AMERICAN

U. T. BOARD OF REGENTS' MEETING

JUNE 10, 1993

AMENDMENTS TO THE 1993 BUDGET
(Continued)

The term "rate" for academic institutions is the full-time nine-month base rate and for health institutions is the full-time twelve month base rate; for all other personnel it is the full-time rate, the appointee receiving a proportionate amount depending upon the fraction of time for which he is appointed and the period of his appointment. Source of funds for payment of salaries, unless otherwise shown, is the departmental salaries account.

<u>Item, Department, Title, Name</u>	<u>Effective Date</u>	<u>% Time</u>	<u>Full-time Salary</u>		<u>RBC</u>
			<u>No. Mos.</u>	<u>Rate</u>	
<u>APPOINTMENTS, PROMOTIONS, AND SALARY INCREASES</u>					
ACADEMIC AFFAIRS					
College of Arts and Sciences					
Art					
1. Nancy Moyer					
From: Professor		100	9	53,482	
To: Professor	12/1	100	9	54,611	07
2. Norman Browne					
From: Professor		100	9	48,884	
To: Professor	12/1	100	9	49,864	07
3. Edward Nichols					
From: Assoc Professor		100	9	39,626	
To: Assoc Professor	12/1	100	9	40,314	07
4. Frank Manuella					
From: Assoc Professor		100	9	39,589	
To: Assoc Professor	12/1	100	9	40,730	07
5. Richard Hyslin					
From: Assoc Professor		100	9	41,379	
To: Assoc Professor	12/1	100	9	42,295	07
6. Philip Field					
From: Assoc Professor		100	9	37,636	
To: Assoc Professor	12/1	100	9	38,569	07
7. Sandra Swenson					
From: Assist Professor		100	9	34,336	
To: Assist Professor	12/1	100	9	35,164	07

THE UNIVERSITY OF TEXAS - PAN AMERICAN

U. T. BOARD OF REGENTS' MEETING

JUNE 10, 1993

AMENDMENTS TO THE 1993 BUDGET
(Continued)

<u>Item, Department, Title, Name</u>	<u>Effective Date</u>	<u>% Time</u>	<u>Full-time Salary</u>		<u>RBC</u>
			<u>No. Mos.</u>	<u>Rate</u>	
Biology					
8. Sammie Sides					
From: Professor		100	9	51,378	
To: Professor	12/1	100	9	52,367	07
9. Norman Savage					
From: Professor		100	9	50,441	
To: Professor	12/1	100	9	51,473	07
10. Frank Judd					
From: Professor		100	9	52,703	
To: Professor	12/1	100	9	53,899	07
11. Terry Allison					
From: Professor		100	9	50,923	
To: Professor	12/1	100	9	51,880	07
12. Robert Lonard					
From: Professor		100	9	51,727	
To: Professor	12/1	100	9	52,922	07
13. Jacobo Ortega					
From: Professor		100	9	46,078	
To: Professor	12/1	100	9	46,646	07
14. Robert Edwards					
From: Professor		100	9	43,816	
To: Professor	12/1	100	9	45,012	07
15. Mohammed Farooqui					
From: Assoc Professor		100	9	41,134	
To: Assoc Professor	12/1	100	9	42,328	07
16. Antonio De La Pena					
From: Assistant Professor		100	9	33,298	
To: Assistant Professor	12/1	100	9	34,105	07

THE UNIVERSITY OF TEXAS - PAN AMERICAN

U. T. BOARD OF REGENTS' MEETING

JUNE 10, 1993

AMENDMENTS TO THE 1993 BUDGET
(Continued)

<u>Item, Department, Title, Name</u>	<u>Effective Date</u>	<u>% Time</u>	<u>Full-time Salary</u>		<u>RBC</u>
			<u>No. Mos.</u>	<u>Rate</u>	
Chemistry					
17. Ernest Baca					
From: Professor		100	9	60,239	
To: Professor	12/1	100	9	61,744	07
18. John Villarreal					
From: Assoc Professor		100	9	31,493	
To: Assoc Professor	12/1	100	9	32,323	07
Communications					
19. Marian Monta					
From: Professor		100	9	54,038	
To: Professor	12/1	100	9	55,234	07
20. Doug Cummins					
From: Assoc Professor		100	9	43,754	
To: Assoc Professor	12/1	100	9	44,938	07
21. James Hawley					
From: Assoc Professor		100	9	44,632	
To: Assoc Professor	12/1	100	9	45,535	07
22. Jack Stanley					
From: Assoc Professor		100	9	39,093	
To: Assoc Professor	12/1	100	9	40,273	07
23. George McLemore					
From: Assist Professor		100	9	36,165	
To: Assist Professor	12/1	100	9	37,011	07
24. Janice Courtney					
From: Assist Professor		100	9	33,248	
To: Assist Professor	12/1	100	9	34,205	07
25. Neal Rieke					
From: Assist Professor		100	9	34,991	
To: Assist Professor	12/1	100	9	36,127	07

U. T. BOARD OF REGENTS' MEETING

JUNE 10, 1993

AMENDMENTS TO THE 1993 BUDGET
(Continued)

<u>Item, Department, Title, Name</u>	<u>Effective Date</u>	<u>% Time</u>	<u>Full-time Salary</u>		<u>RBC</u>
			<u>No. Mos.</u>	<u>Rate</u>	
Criminal Justice					
26. Daniel Dearth					
From: Assoc Professor		100	9	40,701	
To: Assoc Professor	12/1	100	9	41,658	07
27. Linda O'Daniel					
From: Assoc Professor		100	9	33,901	
To: Assoc Professor	12/1	100	9	34,769	07
English					
28. Bob Dowell					
From: Professor		100	9	56,856	
To: Professor	12/1	100	9	57,843	07
29. Frederick von Ende					
From: Professor		100	9	51,368	
To: Professor	12/1	100	9	52,292	07
30. Roland Lyford					
From: Professor		100	9	44,941	
To: Professor	12/1	100	9	45,500	07
31. James Hauke					
From: Professor		100	9	51,578	
To: Professor	12/1	100	9	52,738	07
32. James Evans					
From: Professor		100	9	49,168	
To: Professor	12/1	100	9	50,256	07
33. Pat De La Fuente					
From: Professor		100	9	45,633	
To: Professor	12/1	100	9	46,677	07
34. Michael Reed					
From: Professor		100	9	43,285	
To: Professor	12/1	100	9	44,106	07

U. T. BOARD OF REGENTS' MEETING

JUNE 10, 1993

AMENDMENTS TO THE 1993 BUDGET
(Continued)

<u>Item, Department, Title, Name</u>	<u>Effective Date</u>	<u>% Time</u>	<u>Full-time Salary</u>		<u>RBC</u>
			<u>No. Mos.</u>	<u>Rate</u>	
English					
35. Paul Mitchell					
From: Professor		100	9	45,831	
To: Professor	12/1	100	9	46,787	07
36. Beatrice Egle					
From: Assoc Professor		100	9	39,280	
To: Assoc Professor	12/1	100	9	40,361	07
37. Pamela Mejias					
From: Assoc Professor		100	9	41,468	
To: Assoc Professor	12/1	100	9	42,532	07
38. Dorothy Schmidt					
From: Assoc Professor		100	9	38,860	
To: Assoc Professor	12/1	100	9	39,816	07
39. Donald Fritz					
From: Assoc Professor		100	9	40,306	
To: Assoc Professor	12/1	100	9	41,226	07
40. Paula Dean					
From: Assoc Professor		100	9	37,253	
To: Assoc Professor	12/1	100	9	38,049	07
41. Edward Heckler					
From: Assoc Professor		100	9	36,116	
To: Assoc Professor	12/1	100	9	36,947	07
42. William Davis					
From: Assoc Professor		100	9	46,301	
To: Assoc Professor	12/1	100	9	47,496	07
43. Lee Hamilton					
From: Assoc Professor		100	9	36,917	
To: Assoc Professor	12/1	100	9	38,053	07

THE UNIVERSITY OF TEXAS - PAN AMERICAN

U. T. BOARD OF REGENTS' MEETING

JUNE 10, 1993

AMENDMENTS TO THE 1993 BUDGET
(Continued)

<u>Item, Department, Title, Name</u>	<u>Effective Date</u>	<u>% Time</u>	<u>Full-time Salary</u>		<u>RBC</u>
			<u>No. Mos.</u>	<u>Rate</u>	
English					
44. Sandra Carraras					
From: Assist Professor		100	9	35,337	
To: Assist Professor	12/1	100	9	36,133	07
45. Leonard Bloom					
From: Assist Professor		100	9	27,538	
To: Assist Professor	12/1	100	9	27,873	07
History and Philosophy					
46. Hubert Miller					
From: Professor		100	9	49,613	
To: Professor	12/1	100	9	50,528	07
47. David Vassberg					
From: Professor		100	9	48,439	
To: Professor	12/1	100	9	49,240	07
48. Roberto Salmon					
From: Professor		100	9	41,999	
To: Professor	12/1	100	9	43,024	07
49. Sarah Neitzel					
From: Professor		100	9	45,040	
To: Professor	12/1	100	9	46,169	07
50. Rodolfo Rocha					
From: Assoc Professor		100	9	39,280	
To: Assoc Professor	12/1	100	9	39,997	07
51. Christopher Miller					
From: Assoc Professor		100	9	38,526	
To: Assoc Professor	12/1	100	9	39,370	07
52. Raymond Welch					
From: Assoc Professor		100	9	40,306	
To: Assoc Professor	12/1	100	9	41,281	07

THE UNIVERSITY OF TEXAS - PAN AMERICAN

U. T. BOARD OF REGENTS' MEETING

JUNE 10, 1993

AMENDMENTS TO THE 1993 BUDGET
(Continued)

<u>Item, Department, Title, Name</u>	<u>Effective Date</u>	<u>% Time</u>	<u>Full-time Salary</u>		<u>RBC</u>
			<u>No. Mos.</u>	<u>Rate</u>	
History & Philosophy					
53. Michael Weaver					
From: Assist Professor		100	9	29,701	
To: Assist Professor	12/1	100	9	30,334	07
54. David Carter					
From: Assist Professor		100	9	36,066	
To: Assist Professor	12/1	100	9	36,982	07
55. Charles Prather					
From: Assist Professor		100	9	31,617	
To: Assist Professor	12/1	100	9	32,009	07
Mathematics & Computer Science					
56. Joseph Chance					
From: Professor		100	9	49,685	
To: Professor	12/1	100	9	50,761	07
57. Joseph Wiener					
From: Professor		100	9	53,713	
To: Professor	12/1	100	9	55,763	07
58. William Watkins					
From: Professor		100	9	42,086	
To: Professor	12/1	100	9	43,213	07
59. John Bernard					
From: Assoc Professor		100	9	42,630	
To: Assoc Professor	12/1	100	9	43,682	07
60. Gerald Brazier					
From: Assoc Professor		100	9	39,206	
To: Assoc Professor	12/1	100	9	40,090	07
61. John Abraham					
From: Assoc Professor		100	9	45,065	
To: Assoc Professor	12/1	100	9	46,076	07

THE UNIVERSITY OF TEXAS - PAN AMERICAN

U. T. BOARD OF REGENTS' MEETING

JUNE 10, 1993

AMENDMENTS TO THE 1993 BUDGET
(Continued)

<u>Item, Department, Title, Name</u>	<u>Effective Date</u>	<u>% Time</u>	<u>Full-time Salary</u>		<u>RBC</u>
			<u>No. Mos.</u>	<u>Rate</u>	
Mathematics & Computer Science					
62. Olga Ramirez					
From: Assoc Professor		100	9	38,934	
To: Assoc Professor	12/1	100	9	40,094	07
63. Miguel Paredes					
From: Assoc Professor		100	9	34,942	
To: Assoc Professor	12/1	100	9	35,949	07
64. Paul Pontius					
From: Assist Professor		100	9	35,757	
To: Assist Professor	12/1	100	9	36,669	07
65. Pearl Brazier					
From: Assist Professor		100	9	35,646	
To: Assist Professor	12/1	100	9	36,555	07
66. Hushung Poorkarimi					
From: Assist Professor		100	9	33,755	
To: Assist Professor	12/1	100	9	34,530	07
Modern Languages & Literature					
67. Lino Garcia					
From: Assoc Professor		100	9	44,630	
To: Assoc Professor	12/1	100	9	45,677	07
68. Sylvia Dominguez					
From: Professor		100	9	50,725	
To: Professor	12/1	100	9	51,526	07
69. James Maloney					
From: Assoc Professor		100	9	46,498	
To: Assoc Professor	12/1	100	9	47,559	07
70. Hugo Mejias					
From: Assoc Professor		100	9	42,803	
To: Assoc Professor	12/1	100	9	43,720	07

U. T. BOARD OF REGENTS' MEETING

JUNE 10, 1993

AMENDMENTS TO THE 1993 BUDGET
(Continued)

<u>Item, Department, Title, Name</u>	<u>Effective Date</u>	<u>% Time</u>	<u>Full-time Salary</u>		<u>RBC</u>
			<u>No. Mos.</u>	<u>Rate</u>	
Modern Languages & Literature					
71. Gilbert Heartfield					
From: Assoc Professor		100	9	36,029	
To: Assoc Professor	12/1	100	9	36,893	07
72. Encarnacion Sanchez					
From: Assist Professor		100	9	29,442	
To: Assist Professor	12/1	100	9	30,122	07
73. Victoria Contreras					
From: Assist Professor		100	9	34,942	
To: Assist Professor	12/1	100	9	35,941	07
Music					
74. Carl Seale					
From: Professor		100	9	48,600	
To: Professor	12/1	100	9	49,679	07
75. John Raimo					
From: Professor		100	9	52,394	
To: Professor	12/1	100	9	53,575	07
76. Dean Canty					
From: Assoc Professor		100	9	38,996	
To: Assoc Professor	12/1	100	9	39,935	07
77. Morley Grossman					
From: Assoc Professor		100	9	39,107	
To: Assoc Professor	12/1	100	9	39,651	07
78. Christopher Munn					
From: Assoc Professor		100	9	38,143	
To: Assoc Professor	12/1	100	9	39,260	07
79. Wallace Tucker					
From: Assoc Professor		100	9	39,080	
To: Assoc Professor	12/1	100	9	40,020	07

THE UNIVERSITY OF TEXAS - PAN AMERICAN

U. T. BOARD OF REGENTS' MEETING

JUNE 10, 1993

AMENDMENTS TO THE 1993 BUDGET
(Continued)

<u>Item, Department, Title, Name</u>	<u>Effective Date</u>	<u>% Time</u>	<u>Full-time Salary</u>		<u>RBC</u>
			<u>No. Mos.</u>	<u>Rate</u>	
Music					
80. Vivian Munn					
From: Assist Professor		100	9	28,638	
To: Assist Professor	12/1	100	9	29,714	07
81. Ruth Crews					
From: Assist Professor		100	9	29,095	
To: Assist Professor	12/1	100	9	30,107	07
Physics & Geology					
82. Sam Giuoco					
From: Assoc Professor		100	9	38,438	
To: Assoc Professor	12/1	100	9	39,370	07
83. Fred Ellis					
From: Assoc Professor		100	9	45,398	
To: Assoc Professor	12/1	100	9	46,139	07
84. Robert Rodgers					
From: Assoc Professor		100	9	44,051	
To: Assoc Professor	12/1	100	9	45,247	07
85. Frederic Glaser					
From: Assoc Professor		100	9	42,036	
To: Assoc Professor	12/1	100	9	42,808	07
86. William Shockley					
From: Assist Professor		100	9	42,049	
To: Assist Professor	12/1	100	9	42,957	07
Political Science					
87. John Bokina					
From: Professor		100	9	42,444	
To: Professor	12/1	100	9	43,549	07
88. Jerry Polinard					
From: Professor		100	9	54,780	
To: Professor	12/1	100	9	55,945	07

THE UNIVERSITY OF TEXAS - PAN AMERICAN

U. T. BOARD OF REGENTS' MEETING

JUNE 10, 1993

AMENDMENTS TO THE 1993 BUDGET
(Continued)

Item, Department, Title, Name	Effective Date	% Time	Full-time Salary		RBC
			No. Mos.	Rate	
Political Science					
89. Robert Wrinkle					
From: Professor		100	9	49,774	
To: Professor	12/1	100	9	50,910	07
90. Glynn Morgan					
From: Assoc Professor		100	9	43,211	
To: Assoc Professor	12/1	100	9	43,958	07
91. Kuo Lee					
From: Assoc Professor		100	9	39,181	
To: Assoc Professor	12/1	100	9	39,854	07
92. Samuel Freeman					
From: Assoc Professor		100	9	39,107	
To: Assoc Professor	12/1	100	9	40,154	07
93. Gary Montgomery					
From: Assoc Professor		100	9	42,135	
To: Assoc Professor	12/1	100	9	43,182	07
94. Jose Hinojosa					
From: Assoc Professor		100	9	39,921	
To: Assoc Professor	12/1	100	9	40,668	07
Psychology and Anthropology					
95. Mark Glazer					
From: Professor		100	9	49,242	
To: Professor	12/1	100	9	55,241	07
96. James Aldridge					
From: Professor		100	9	45,163	
To: Professor	12/1	100	9	46,074	07
97. Gary Montgomery					
From: Professor		100	9	34,138	
To: Professor	12/1	100	9	34,891	07

U. T. BOARD OF REGENTS' MEETING

JUNE 10, 1993

AMENDMENTS TO THE 1993 BUDGET
(Continued)

<u>Item, Department, Title, Name</u>	<u>Effective Date</u>	<u>% Time</u>	<u>Full-time Salary</u>		<u>RBC</u>
			<u>No. Mos.</u>	<u>Rate</u>	
Psychology and Anthropology					
98. Shelia Pozorski					
From: Assoc Professor		100	9	32,556	
To: Assoc Professor	12/1	100	9	33,728	07
99. Valerie James-Aldridge					
From: Assoc Professor		100	9	43,186	
To: Assoc Professor	12/1	100	9	44,291	07
100. Mark Winkel					
From: Assoc Professor		100	9	39,723	
To: Assoc Professor	12/1	100	9	40,590	07
101. Roy Cain					
From: Assoc Professor		100	9	41,591	
To: Assoc Professor	12/1	100	9	42,488	07
102. Thomas Pozorski					
From: Assoc Professor		100	9	34,633	
To: Assoc Professor	12/1	100	9	35,769	07
103. Genaro Gonzalez					
From: Assoc Professor		100	9	33,895	
To: Assoc Professor	12/1	100	9	35,061	07
104. Robert Wisener					
From: Assist Professor		100	9	38,242	
To: Assist Professor	12/1	100	9	39,034	07
105. Sherrill Hendrick					
From: Assist Professor		100	9	32,618	
To: Assist Professor	12/1	100	9	32,878	07
106. Alfonso Alamia					
From: Assist Professor		100	9	31,061	
To: Assist Professor	12/1	100	9	31,240	07

THE UNIVERSITY OF TEXAS - PAN AMERICAN

U. T. BOARD OF REGENTS' MEETING

JUNE 10, 1993

AMENDMENTS TO THE 1993 BUDGET
(Continued)

<u>Item, Department, Title, Name</u>	<u>Effective Date</u>	<u>% Time</u>	<u>Full-time Salary</u>		<u>RBC</u>
			<u>No. Mos.</u>	<u>Rate</u>	
Social Work					
107. Hermila Anzaldua					
From: Professor		100	9	43,656	
To: Professor	12/1	100	9	44,639	07
108. Librado De Hoyos					
From: Assoc Professor		100	9	37,451	
To: Assoc Professor	12/1	100	9	37,988	07
109. Fernando Galan					
From: Assoc Professor		100	9	50,921	
To: Assoc Professor	12/1	100	9	52,057	07
110. Raul Solis					
From: Assist Professor		100	9	32,482	
To: Assist Professor	12/1	100	9	33,161	07
Sociology					
111. Elena Bastida					
From: Professor		100	9	33,251	
To: Professor	12/1	100	9	34,148	07
112. Delores Sanders					
From: Professor		100	9	44,743	
To: Professor	12/1	100	9	45,759	07
113. Chad Richardson					
From: Professor		100	9	41,282	
To: Professor	12/1	100	9	45,630	07
114. Steve Liebowitz					
From: Assoc Professor		100	9	38,252	
To: Assoc Professor	12/1	100	9	39,299	07
115. Rinaldo Juarez					
From: Professor		100	9	48,601	
To: Professor	12/1	100	9	49,403	07

U. T. BOARD OF REGENTS' MEETING

JUNE 10, 1993

AMENDMENTS TO THE 1993 BUDGET
(Continued)

<u>Item, Department, Title, Name</u>	<u>Effective Date</u>	<u>% Time</u>	<u>Full-time Salary</u>		<u>RBC</u>
			<u>No. Mos.</u>	<u>Rate</u>	
DIVISION OF HEALTH RELATED PROFESSIONS					
Nursing Education					
116. Maria C. Huerta					
From: Assoc Professor		100	9	46,805	
To: Assoc Professor	12/1	100	9	48,376	07
117. Barbara Tucker					
From: Assoc Professor		100	9	37,574	
To: Assoc Professor	12/1	100	9	39,145	07
118. Emily McCormick					
From: Assist Professor		100	9	34,521	
To: Assist Professor	12/1	100	9	35,307	07
119. Gwendolynne Skinner					
From: Assist Professor		100	9	30,022	
To: Assist Professor	12/1	100	9	32,952	07
Rehabilitation					
120. Katrena McCollum					
From: Assoc Professor		100	9	35,793	
To: Assoc Professor	12/1	100	9	37,363	07
SCHOOL OF BUSINESS ADMINISTRATION					
Accounting and Economics					
121. Charles Ellard					
From: Professor		100	9	51,737	
To: Professor	12/1	100	9	53,885	07
122. Gilbert Cardenas					
From: Professor		100	9	53,704	
To: Professor	12/1	100	9	55,690	07
123. A. George Petrie					
From: Assoc Professor		100	9	56,077	
To: Assoc Professor	12/1	100	9	56,462	07

U. T. BOARD OF REGENTS' MEETING

JUNE 10, 1993

AMENDMENTS TO THE 1993 BUDGET
(Continued)

<u>Item, Department, Title, Name</u>	<u>Effective Date</u>	<u>% Time</u>	<u>Full-time Salary</u>		<u>RBC</u>
			<u>No. Mos.</u>	<u>Rate</u>	
SCHOOL OF BUSINESS ADMINISTRATION					
Accounting and Economics					
124. John Michael Patrick					
From: Assoc Professor		100	9	41,533	
To: Assoc Professor	12/1	100	9	43,989	07
125. Edward Vento					
From: Assoc Professor		100	9	38,007	
To: Assoc Professor	12/1	100	9	39,323	07
Management and CIS					
126. Vern Vincent					
From: Professor		100	9	61,330	
To: Professor	12/1	100	9	62,295	07
127. Daniel Lee					
From: Professor		100	9	64,532	
To: Professor	12/1	100	9	65,217	07
128. Walter Greene					
From: Assoc Professor		100	9	59,031	
To: Assoc Professor	12/1	100	9	60,784	07
129. Lester Rydl					
From: Assoc Professor		100	9	46,140	
To: Assoc Professor	12/1	100	9	46,790	07
130. Raymond M. Crews					
From: Assoc Professor		100	9	46,323	
To: Assoc Professor	12/1	100	9	46,742	07
131. James Wilson					
From: Assoc Professor		100	9	40,677	
To: Assoc Professor	12/1	100	9	41,107	07
132. Ronald Thorn					
From: Assoc Professor		100	9	53,296	
To: Assoc Professor	12/1	100	9	55,026	07

THE UNIVERSITY OF TEXAS - PAN AMERICAN

U. T. BOARD OF REGENTS' MEETING

JUNE 10, 1993

AMENDMENTS TO THE 1993 BUDGET
(Continued)

<u>Item, Department, Title, Name</u>	<u>Effective Date</u>	<u>% Time</u>	<u>Full-time Salary</u>		<u>RBC</u>
			<u>No. Mos.</u>	<u>Rate</u>	
SCHOOL OF BUSINESS ADMINISTRATION					
Management and CIS					
133. DeWayne Hodges					
From: Assist Professor		100	9	30,866	
To: Assist Professor	12/1	100	9	34,991	07
134. Margaret Allison					
From: Assist Professor		100	9	36,623	
To: Assist Professor	12/1	100	9	37,540	07
135. Ercan Nasif					
From: Assist Professor		100	9	47,598	
To: Assist Professor	12/1	100	9	48,955	07
Marketing, Finance, and General Business					
136. Jerry Prock					
From: Professor		100	9	62,156	
To: Professor	12/1	100	9	62,881	07
137. Gilberto De Los Santos					
From: Professor		100	9	50,484	
To: Professor	12/1	100	9	51,560	07
138. Zewdineh Assefa					
From: Assoc Professor		100	9	48,476	
To: Assoc Professor	12/1	100	9	50,210	07
139. Susan Jarvis					
From: Assoc Professor		100	9	38,599	
To: Assoc Professor	12/1	100	9	39,611	07
SCHOOL OF EDUCATION					
Curriculum and Instruction					
140. John McBride					
From: Professor		100	9	46,832	
To: Professor	12/1	100	9	48,278	07

U. T. BOARD OF REGENTS' MEETING

JUNE 10, 1993

AMENDMENTS TO THE 1993 BUDGET
(Continued)

<u>Item, Department, Title, Name</u>	<u>Effective Date</u>	<u>% Time</u>	<u>Full-time Salary</u>		<u>RBC</u>
			<u>No. Mos.</u>	<u>Rate</u>	
SCHOOL OF EDUCATION					
Curriculum and Instruction					
141. Robert Reeve					
From: Professor		100	9	56,287	
To: Professor	12/1	100	9	58,027	07
142. Martha Tevis					
From: Professor		100	9	51,282	
To: Professor	12/1	100	9	52,866	07
143. George Gonzalez					
From: Professor		100	9	48,451	
To: Professor	12/1	100	9	48,593	07
144. Kevin Morse					
From: Professor		100	9	41,369	
To: Professor	12/1	100	9	45,628	07
145. Ricardo Perez					
From: Assoc Professor		100	9	40,872	
To: Assoc Professor	12/1	100	9	42,133	07
146. Juan Solis					
From: Assoc Professor		100	9	38,242	
To: Assoc Professor	12/1	100	9	40,439	07
147. Hilda Medrano					
From: Assoc Professor		100	9	40,355	
To: Assoc Professor	12/1	100	9	41,599	07
148. Nancy Dowell					
From: Assist Professor		100	9	40,158	
To: Assist Professor	12/1	100	9	41,396	07
Educational Psychology					
149. George Smith					
From: Professor		100	9	47,821	
To: Professor	12/1	100	9	48,702	07

U. T. BOARD OF REGENTS' MEETING

JUNE 10, 1993

AMENDMENTS TO THE 1993 BUDGET

(Continued)

<u>Item, Department, Title, Name</u>	<u>Effective Date</u>	<u>% Time</u>	<u>Full-time Salary</u>		<u>RBC</u>
			<u>No. Mos.</u>	<u>Rate</u>	
Educational Psychology					
150. Victor Alvarado					
From: Assoc Professor		100	9	47,166	
To: Assoc Professor	12/1	100	9	48,622	07
151. Anna Rodriguez					
From: Assoc Professor		100	9	43,075	
To: Assoc Professor	12/1	100	9	44,002	07
152. Joanna Burns					
From: Assoc Professor		100	9	38,724	
To: Assoc Professor	12/1	100	9	39,918	07
153. Ralph Carlson					
From: Assoc Professor		100	9	41,379	
To: Assoc Professor	12/1	100	9	42,656	07
Health and Kinesiology					
154. Mary Rabke					
From: Professor		100	9	47,252	
To: Professor	12/1	100	9	48,270	07
155. Robert Guinn					
From: Professor		100	9	50,478	
To: Professor	12/1	100	9	52,037	07
156. Alfred Ogletree					
From: Assoc Professor		100	9	42,809	
To: Assoc Professor	12/1	100	9	43,724	07
157. Louis Semper					
From: Assoc Professor		100	9	47,747	
To: Assoc Professor	12/1	100	9	49,221	07
158. Layne Jorgensen					
From: Assoc Professor		100	9	45,198	
To: Assoc Professor	12/1	100	9	46,593	07

U. T. BOARD OF REGENTS' MEETING

JUNE 10, 1993

AMENDMENTS TO THE 1993 BUDGET
(Continued)

Item, Department, Title, Name	Effective Date	% Time	Full-time Salary		RBC
			No. Mos.	Rate	
Health and Kinesiology					
159. Diane Sturdivant					
From: Assist Professor		100	9	34,880	
To: Assist Professor	12/1	100	9	35,629	07
160. Jeannette Hawkins					
From: Assist Professor		100	9	33,125	
To: Assist Professor	12/1	100	9	33,835	07
School Administration & Supervision					
161. Jerry Pulley					
From: Professor		100	9	58,537	
To: Professor	12/1	100	9	60,347	07
162. John C. Nichols					
From: Professor		100	9	64,888	
To: Professor	12/1	100	9	66,895	07
163. Carl Carlan					
From: Assoc Professor		100	9	50,750	
To: Assoc Professor	12/1	100	9	52,317	07
GENERAL ADMINISTRATION AND STUDENT SERVICES					
Office of the President					
164. Carol Rausch					
From: Assistant to the President		100	12	46,375	
To: Assistant to the President	12/1	100	12	48,229	08
Office of the Vice President for Academic Affairs					
165. Rudolph Gomez					
From: Vice President for Academic Affairs		100	12	84,876	
To: Vice President for Academic Affairs	12/1	100	12	88,275	08

U. T. BOARD OF REGENTS' MEETING

JUNE 10, 1993

AMENDMENTS TO THE 1993 BUDGET
(Continued)

<u>Item, Department, Title, Name</u>	<u>Effective Date</u>	<u>% Time</u>	<u>Full-time Salary</u>		<u>RBC</u>
			<u>No. Mos.</u>	<u>Rate</u>	
Office of the Vice President for Academic Affairs					
166. William Morris					
From: Assistant to Vice President for Academic Affairs		100	12	47,611	
To: Assistant to Vice President for Academic Affairs	12/1	100	12	50,038	08
Office of the Vice President for Business Affairs					
167. James R. Langabeer					
From: Vice President for Business Affairs		100	12	83,961	
To: Vice President for Business Affairs	12/1	100	12	86,483	08
168. Juan C. Gonzalez					
From: Assistant to Vice President for Business Affairs		100	12	38,390	
To: Assistant to Vice President for Business Affairs	12/1	100	12	40,244	08
Dean of Students					
169. Elvira Davis					
From: Assistant Dean		100	12	42,172	
To: Assistant Dean	12/1	100	12	44,080	08
170. Santiago Villanueva					
From: Assistant Dean		100	12	34,645	
To: Assistant Dean	12/1	100	12	36,423	08
Comptroller					
171. Esequiel Granado					
From: Comptroller		100	12	53,408	
To: Comptroller	12/1	100	12	55,262	08
Physical Plant					
172. Del Asmussen					
From: Director		100	12	43,829	
To: Director	12/1	100	12	48,077	08

U. T. BOARD OF REGENTS' MEETING

JUNE 10, 1993

AMENDMENTS TO THE 1993 BUDGET
(Continued)

<u>Item, Department, Title, Name</u>	<u>Effective Date</u>	<u>% Time</u>	<u>Full-time Salary</u>		<u>RBC</u>
			<u>No. Mos.</u>	<u>Rate</u>	
Purchasing					
173. Francisca Rios					
From: Director		100	12	44,360	
To: Director	12/1	100	12	46,214	08
Personnel					
174. Antonio Villalobos					
From: Director		100	12	46,066	
To: Director	12/1	100	12	48,411	08
Computer Center					
175. Leota Hull					
From: Director		100	12	53,160	
To: Director	12/1	100	12	55,014	08
Financial Aid					
176. Arnoldo Trejo					
From: Director		100	12	43,866	
To: Director	12/1	100	12	46,095	08
Admissions and Records					
177. David Zuniga					
From: Registrar		100	12	48,117	
To: Registrar	12/1	100	12	49,753	08
Office of the Vice President for Institutional Advancement					
178. T. Edward Mercer					
From: Vice President for Institutional Advancement		100	12	84,073	
To: Vice President for Institutional Advancement	12/1	100	12	86,174	08
Development Office					
179. Alice Hawley					
From: Director		100	12	38,897	
To: Director	12/1	100	12	39,737	08

U. T. BOARD OF REGENTS' MEETING

JUNE 10, 1993

AMENDMENTS TO THE 1993 BUDGET
(Continued)

<u>Item, Department, Title, Name</u>	<u>Effective Date</u>	<u>% Time</u>	<u>Full-time Salary</u>		<u>RBC</u>
			<u>No. Mos.</u>	<u>Rate</u>	
Institutional Research & Planning					
180. Frederick von Ende					
From: Director		100	12	67,287	
To: Director	12/1	100	12	69,411	08
Technology Resources					
181. Steve Copold					
From: Director		100	12	42,240	
To: Director	12/1	100	12	43,634	08
College of Arts & Sciences					
182. Ernest Baca, Jr.					
From: Dean		100	12	80,317	
To: Dean	12/1	100	12	81,877	08
183. Mark Glazer					
From: Associate Dean		100	12	65,656	
To: Associate Dean	12/1	100	12	67,598	08
Division of Health Related Professions					
184. Julian Castillo					
From: Director		100	12	57,349	
To: Director	12/1	100	12	58,463	08
School of Education					
185. Ernesto Bernal					
From: Dean		100	12	76,124	
To: Dean	12/1	100	12	77,603	08
School of Business Administration					
186. F.J. Brewerton					
From: Dean		100	12	79,447	
To: Dean	12/1	100	12	80,990	08
Learning Assistance Center					
187. Sylvia Lujan					
From: Director		100	12	56,231	
To: Director	12/1	100	12	57,049	08

THE UNIVERSITY OF TEXAS - PAN AMERICAN

U. T. BOARD OF REGENTS' MEETING

JUNE 10, 1993

AMENDMENTS TO THE 1993 BUDGET
(Continued)

<u>Item, Department, Title, Name</u>	<u>Effective Date</u>	<u>% Time</u>	<u>Full-time Salary</u>		<u>RBC</u>
			<u>No. Mos.</u>	<u>Rate</u>	
Valley Health Coordination Office 188. Rinaldo Juarez					
From: Director		100	12	64,801	
To: Director	12/1	100	12	65,870	08

May 6, 1993

Dr. James P. Duncan
Executive Vice Chancellor
for Academic Affairs
The University of Texas System
601 Colorado Street
Austin, Texas 78701

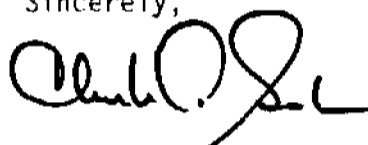
Attn: System Budget Office

Dear Dr. Duncan:

The docket for the June 10, 1993 meeting of the Board of Regents is submitted for your recommendation and presentation to the Board.

I recommend approval.

Sincerely,

A handwritten signature in black ink, appearing to read "Charles A. Sorber". The signature is fluid and cursive, with a large initial "C" and "S".

Charles A. Sorber
President

CAS:ks1

U. T. BOARD OF REGENTS' MEETING

JUNE 10, 1993 MEETING

TABLE OF CONTENTS

	<u>Page No.</u>
Gifts from Private Donors and Foundations	PB- 3
Business Contracts for Services	PB- 4
Construction Contracts of \$300,000 or Less	
Amendments to the 1993 Budget	PB- 5
(including faculty and staff appointments and changes in status and transfers of funds within existing budget totals)	

U. T. BOARD OF REGENTS' MEETING

JUNE 10, 1993 MEETING

GIFTS FROM PRIVATE DONORS AND FOUNDATIONS

The following gifts have been received and are recommended for acceptance by the U. T. Board of Regents:

<u>Donor</u>	<u>Purpose</u>	<u>Amount</u>
The following nonmonetary gift has been received:		
1. Mrs. John Ben Shepperd Rt. 1, Box 298 Gladewater, Texas 75647	A collection of Mr. John Ben Shepperd's papers documenting his life and career	\$ 17,200.00*

*Noncash gift - other. The amount stated is the appraised value on the date of receipt by the institution.

U. T. BOARD OF REGENTS' MEETING

JUNE 10, 1993 MEETING

BUSINESS CONTRACTS FOR SERVICES

MINOR CONSTRUCTION PROJECTS, as authorized by U. T. Board of Regents' Rules and Regulations, Part Two, Chapter VIII, Section 2 (Projects previously approved by the Board of Regents and/or those for Minor Repair and Remodeling for \$300,000.00 or less.)

1. Contractor: Indeco Sales, Inc.
Amount: \$145,493
Source of Funds: Institutional Project Funds
Date of Contract: January 13, 1993
Estimated Completion Date: June 30, 1993
Project Title: Mesa Building Renovations Phase I and Founders Building Renovations Phase II Project
Brief Description: Renovation of Mesa Building and Founders Building

U. T. BOARD OF REGENTS' MEETING

JUNE 10, 1993 MEETING

AMENDMENTS TO THE 1993 BUDGET

The term "rate" for academic institutions is the full-time nine-month base rate and for health institutions is the full-time twelve month base rate; for all other personnel it is the full-time rate, the appointee receiving a proportionate amount depending upon the fraction of time for which he is appointed and the period of his appointment. Source of funds for payment of salaries, unless otherwise shown, is the departmental salaries account.

<u>Item, Department, Title, Name</u>	<u>Effective Date</u>	<u>% Time</u>	<u>Full-time Salary</u>		<u>RBC</u>
			<u>No. Mos.</u>	<u>Rate</u>	
<u>APPOINTMENTS, PROMOTIONS, AND SALARY INCREASES</u>					
GENERAL ADMINISTRATION AND STUDENT SERVICES					
Office of the Vice President for Student Affairs					
Vice President for Student Affairs					
1. Patricio T. Jaramillo	1/1	100	12	60,700	008
Financial Aid Office					
Director of Financial Aid					
2. Richard Renshaw	1/4	100	12	40,000	007

THE UNIVERSITY OF TEXAS AT SAN ANTONIO

May 3, 1993

Dr. James P. Duncan
Executive Vice Chancellor
for Academic Affairs
The University of Texas System
601 Colorado Street
Austin, Texas 78701


Attn: System Budget Office

Dear Dr. Duncan:

The docket for the June 10, 1993 meeting of the Board of Regents is submitted for your recommendation and presentation to the Board.

I recommend approval.

Sincerely,



Samuel A. Kirkpatrick
President

SAK:srm

TABLE OF CONTENTS

	<u>Page No.</u>
Gifts from Private Donors and Foundations	SA- 3
Small Class Report	SA- 4
Business Contracts for Services	SA- 6
Funds Coming In	
Funds Going Out	
Trademark License Agreements	SA- 8
Patent License Agreements	SA- 9
Contracts and Grants for Research, Development, Clinical and Educational Services	SA-10
Amendments to the 1993 Budget (including faculty and staff appointments and changes in status and transfers of funds within existing budget totals)	SA-11
Other Fiscal Items	SA-12

U. T. BOARD OF REGENTS' MEETING

JUNE 10, 1993

GIFTS FROM PRIVATE DONORS AND FOUNDATIONS

The following gift has been received and is recommended for acceptance by the U. T. Board of Regents:

<u>Donor</u>	<u>Purpose</u>	<u>Amount</u>
1. Houston Endowment Inc. P.O. Box 52338 Houston, Texas 77052-2338	To support the Bioscience and Engineering Initiative	\$ 50,000.00

U. T. BOARD OF REGENTS' MEETING

JUNE 10, 1993

REPORT ON SMALL CLASSES, FALL 1992 AND SPRING 1993

Approval is recommended for the following list of small classes, pursuant to Section 51.403(d) of the Texas Education Code. The list has the administrative approval of the appropriate Executive Vice Chancellor.

Course No.	Section No.	Enrollment	Justification Code*
<u>UNDERGRADUATE COURSES</u>			
CHE 4253	01	9	1
GEO 3043	01	7	1
GEO 3052	01	6	1
GEO 3083	01	8	1
GEO 3143	01	7	8
GEO 3151	01	7	8
CE 5413	01	4	1
EE 3113	01	7	1,7
EE 4113	01	9	1,7
ME 4533	01	7	1,7
ME 4703	01	9	1
ME 4813	01	5	1,8
MAT 4953	01	8	3
CHE 4243	01	9	1
ESL 1073	01	9	5
EDP 1702	01	3	8
ASC 2031	01	6	8
ASC 1021	02	4	8
ASC 3013	01	9	8
ASC 3013	02	6	8
ASC 4013	01	6	8
ASC 4013	02	9	8
MSC 1011	02	5	8
MSC 3013	02	6	8
MSC 3013	03	3	8
MSC 4013	02	4	8
MSC 4033	01	3	8
ENG 0103	06	8	1
ENG 0103	12	9	1
COM 3243	01	8	3
ITL 2013	01	4	4
ARC 1213	04	6	2,7
GEO 3103	01	7	1,2
GEO 3111	01	7	1,2
GEO 4803	01	7	5,7
PHY 3356	01	9	1,2
CE 4523	01	8	1,2
CE 4953	01	4	3
EGR 1203	01	7	3
ME 4522	01	7	1,2
RDG 0011	01	3	1
RDG 0013	02	5	1
RDG 0013	03	2	1
ASC 3023	01	6	8
ASC 3023	02	8	8
ASC 4023	02	3	8
MSC 1021	01	8	8
MSC 1021	02	9	8
MSC 3023	01	8	8
MSC 3023	02	9	8
MSC 3023	03	2	8
MSC 4023	02	2	8

U. T. BOARD OF REGENTS' MEETING

JUNE 10, 1993

REPORT ON SMALL CLASSES, FALL 1992 AND SPRING 1993
(continued)

Course No.	Section No.	Enrollment	Justification Code*
<u>GRADUATE COURSES</u>			
ANT 6973	02	3	8
C&I 6973	01	2	8
ME 5523	01	4	1,2
BIO 5573	01	4	1,2,3,5
CS 5603	01	4	4
MAT 5603	01	3	4
C&I 6973	01	3	8

*Justification Codes:

1. Required course for graduation (the course is not offered each semester or term, and if cancelled, may affect the date of graduation of those enrolled).
2. Required course for majors in this field and should be completed this semester (or term) to keep proper sequence in courses.
3. Course is newly established degree program, concentration, or support area.
4. Interdepartmental (cross-listed) courses taught as a single class by the same faculty at the same station, provided that the combined courses do not constitute a small class.
5. First-time offering of the course.
6. Class size limited by accreditation or state licensing standards.
7. Class size limited by availability of laboratory or clinical facilities.
8. Voluntarily offered by a faculty member in excess of the institutional teaching load requirement and for which the faculty member receives no additional compensation.

U. T. BOARD OF REGENTS' MEETING

JUNE 10, 1993

BUSINESS CONTRACTS FOR SERVICES

(FUNDS COMING IN)

The following contracts have been awarded, have been administratively approved by the Executive Vice Chancellor for Academic Affairs, and are recommended for ratification by the U. T. Board of Regents:

1. Agency: San Antonio Local Organizing Committee, Inc. for U.S. Olympic Festival - '93
Funds: \$21,827.00 - estimated charges
Period: July 23, 1993 through July 31, 1993
Title/Description: The Olympic Festival - '93 will use UTSA's Convocation Center and P.E. Buildings for a volleyball tournament.

(FUNDS GOING OUT)

2. Agency: The Family Service Association of San Antonio, Inc.
Funds: \$1.00 per month per active employee
Period: October 1, 1992 through September 30, 1995
Title/Description: The Family Service Association will provide employee assistance program services.

THE UNIVERSITY OF TEXAS AT SAN ANTONIO

U. T. BOARD OF REGENTS' MEETING

JUNE 10, 1993

THIS PAGE INTENTIONALLY LEFT BLANK

THE UNIVERSITY OF TEXAS AT SAN ANTONIO

U. T. BOARD OF REGENTS' MEETING

JUNE 10, 1993

TRADEMARK LICENSE AGREEMENTS

The following agreement has been awarded and is recommended for approval by the U. T. Board of Regents. All product approvals are in accordance with Paragraphs 10.1(C) and (D) and 11.1 of the Trademark Agreement.

L. Licensee: Pine Decals/PPS, Inc.
Lenexa, Kansas 66215
Fee-Royalty: \$50.00, 6%
Period: November 1, 1992 through December 31, 1994
Description: Decals, Bumper Stickers, Pennants, Mouse Pads, & Letterettes.

THE UNIVERSITY OF TEXAS AT SAN ANTONIO

U. T. BOARD OF REGENTS' MEETING

JUNE 10, 1993

PATENT LICENSE AGREEMENTS

The following agreement has been awarded and is recommended for approval by the U. T. Board of Regents:

L. Licensee:	Tesoro Environmental Products Company (TEPCO) San Antonio, Texas 78217
Fee-Royalty:	\$5,000 License Documentation Fee, 2% of net proceeds of sale
Period:	March 26, 1993 through March 26, 2008
Description:	Products relating to toxic-spill bioremediation process.

U. T. BOARD OF REGENTS' MEETING

JUNE 10, 1993

CONTRACTS AND GRANTS FOR RESEARCH, DEVELOPMENT, CLINICAL
AND EDUCATIONAL SERVICES

Since the Docket for the previous meeting of the U. T. Board of Regents, the following activity has taken place with regard to Contracts and Grants for Research, Development, Clinical and Educational Services:

A. Number of Initial Grant and Contract Awards

<u>Docket Item #</u>	<u>Total Funds In</u>	<u>Total Funds Out</u>	<u>Support Materials</u>
FY 93 91-104	\$428,209	-0-	Report of Awards
FY 93 107-108	\$ 9,121	\$1,000	Report of IACs
FY 93 109-112	\$ 13,598	\$1,700	Report of Contracts

B. Number of Fiscal Amendments to Grant and Contract Awards
(Increasing or Decreasing by \$10,000 or More)

<u>Docket Item #</u>	<u>Total Funds In</u>	<u>Total Funds Out</u>	<u>Support Materials</u>
FY 93 105-106	\$113,900	-0-	Report of Awards
	-0-	-0-	Report of IACs
	-0-	-0-	Report of Contracts

THE UNIVERSITY OF TEXAS AT SAN ANTONIO

2771

U. T. BOARD OF REGENTS' MEETING

JUNE 10, 1993

AMENDMENTS TO THE 1993 BUDGET

TRANSFERS OF FUNDS

RBC

RESIDENT INSTRUCTION

Summer Session

1. Amount of Transfer: \$188,932

10

From: Unallocated Faculty Salaries

To: Summer Session

Transfer funds for summer session faculty salaries.

U. T. BOARD OF REGENTS' MEETING

JUNE 10, 1993

OTHER FISCAL ITEMS

The following agreements have been awarded by U. T. San Antonio, with the concurrence of the Executive Vice Chancellor for Academic Affairs, and are recommended for approval by the U. T. Board of Regents:

1. Item: Assistant Men's Basketball Coach
Funds: Current salary rate with legislative mandated cost of living increases
Period: April 1, 1993 through March 31, 1994
Description: Agreement for employment of Assistant Men's Basketball Coach, James Leonard Sampson, for the above designated period. During such period, Mr. Sampson shall perform such duties and responsibilities as may be assigned from time to time by the Athletic Director. His performance shall be subject to periodic review by the Athletic Director and, at his discretion, he may be relieved of duties as Assistant Men's Basketball Coach and assigned to other duties within the Athletic Department for the period remaining under this agreement. Such employment under this agreement is subject to the Constitution and Bylaws of the National Collegiate Athletic Association and the Southland Conference, the Rules and Regulations of the Board of Regents of The University of Texas System and The University of Texas at San Antonio. The violation of the provisions of such constitution, bylaws, rules or regulations shall be grounds for appropriate disciplinary action, including suspension without pay or dismissal.
2. Item: Assistant Men's Basketball Coach
Funds: Current salary rate with legislative mandated cost of living increases
Period: April 1, 1993 through March 31, 1994
Description: Agreement for employment of Assistant Men's Basketball Coach, Mark Olberding, for the above designated period. During such period, Mr. Olberding shall perform such duties and responsibilities as may be assigned from time to time by the Athletic Director. His performance shall be subject to periodic review by the Athletic Director and, at his discretion, he may be relieved of duties as Assistant Men's Basketball Coach and assigned to other duties within the Athletic Department for the period remaining under this agreement. Such employment under this agreement is subject to the Constitution and Bylaws of the National Collegiate Athletic Association and the Southland Conference, the Rules and Regulations of the Board of Regents of The University of Texas System and The University of Texas at San Antonio. The violation of the provisions of such constitution, bylaws, rules or regulations shall be grounds for appropriate disciplinary action, including suspension without pay or dismissal.

JUNE 10, 1993

OTHER FISCAL ITEMS
(continued)

3. Item: Assistant Women's Basketball Coach
- Funds: Current salary rate with legislative mandated cost of living increases
- Period: April 1, 1993 through March 31, 1994
- Description: Agreement for employment of Assistant Women's Basketball Coach, Jeff Spivey, for the above designated period. During such period, Mr. Spivey shall perform such duties and responsibilities as may be assigned from time to time by the Athletic Director. His performance shall be subject to periodic review by the Athletic Director and, at his discretion, he may be relieved of duties as Assistant Women's Basketball Coach and assigned to other duties within the Athletic Department for the period remaining under this agreement. Such employment under this agreement is subject to the Constitution and Bylaws of the National Collegiate Athletic Association and the Southland Conference, the Rules and Regulations of the Board of Regents of The University of Texas System and The University of Texas at San Antonio. The violation of the provisions of such constitution, bylaws, rules or regulations shall be grounds for appropriate disciplinary action, including suspension without pay or dismissal.

THE UNIVERSITY OF TEXAS AT TYLER

April 30, 1993

Dr. James P. Duncan
Executive Vice Chancellor
for Academic Affairs
The University of Texas System
601 Colorado Street
Austin, Texas 78701


Attn: Office of Budget and Fiscal Policy

Dear Dr. Duncan:

The docket for the June 10, 1993, meeting of the Board of Regents is submitted for your recommendation and presentation to the Board.

I recommend approval.

Sincerely,



George F. Hamm
President

GFH:mw

TABLE OF CONTENTS

	<u>Page No.</u>
Gifts from Private Donors and Foundations	TA- 3
Small Class Report	TA- 4
Fees and Miscellaneous Charges	TA- 6
Substantive Catalog Changes	TA- 7
Business Contracts for Services	TA- 8
Trademark License Agreements	TA- 9

THE UNIVERSITY OF TEXAS AT TYLER
U. T. BOARD OF REGENTS' MEETING
JUNE 10, 1993

GIFTS FROM PRIVATE DONORS AND FOUNDATIONS

The following gift has been received and is recommended for acceptance by the U. T. Board of Regents:

<u>Donor</u>	<u>Purpose</u>	<u>Amount</u>
1. Houston Endowment, Inc. P. O. Box 52338 Houston, TX 77052-2338	To fund the Fine and Performing Arts Center	\$ 250,000.00

U. T. BOARD OF REGENTS' MEETING

JUNE 10, 1993

REPORT ON SMALL CLASSES, FALL 1992 AND SPRING 1993

Approval is recommended for the following list of small classes, pursuant to Section 51.403(d) of the Texas Education Code. The list has the administrative approval of the Executive Vice Chancellor for Academic Affairs.

Course No.	Section No.	Enrollment	Justification Code*
<u>UNDERGRADUATE COURSES</u>			
ALHS 4306	01	8	1
ANTH 3330	01	8	1
ART. 3384	01	7	1
ART. 4379	01	8	1
BIOL 4101	01	9	1
BIOL 4114	01	4	1
BIOL 4115	01	1	1
BIOL 4300	01	9	1
BIOL 4350	81	8	2
CHEM 3113	01	6	2
CHEM 3132	01	8	2
CHEM 3145	01	5	2
CHEM 3153	01	6	1
CHEM 3155	01	6	1
CHEM 3312	01	6	2
CHEM 3344	01	8	2
CHEM 3354	01	6	1
CHEM 4190	01	5	1
CHEM 4191	01	5	1
CHEM 4540	01	4	1
CRIJ 4305	01	8	4
ECON 4330	01	6	1
ENGL 4378	01	6	8
FREN 3302	81	9	1
GEOG 4365	01	5	5
GERM 3301	81	6	1
GERM 3302	81	4	1
HIST 4394	01	7	5
JOUR 3120	01	9	1
JOUR 3134	01	8	1
LATN 3301	81	4	1
MEDT 4197	01	9	1
MUSI 3121	01	7	1
MUSI 3152	01	7	1
MUSI 3317	01	9	1 & 2
MUSI 3326	01	9	1 & 2
MUSI 3335	01	5	2 & 3
MUSI 4100	04	2	5
MUSI 4325	01	9	1 & 2
MUSI 4340	01	9	2
MUSI 4345	01	8	1 & 2
NURS 3205	81	7	2
TECH 4350	82	9	8
TECH 4351	82	4	5
TNDV 4332	51	14	5
<u>GRADUATE COURSES</u>			
BIOL 5193	01	1	1
CHEM 5121	01	3	2
CHEM 5320	01	3	2
EDEC 5302	01	4	8
HIST 5372	81	1	8
KINE 5313	81	4	1

Course No.	Section No.	Enrollment	Justification Code*
MATH 5332	81	2	3
MATH 5390	81	3	3
MUSI 5140	01	1	4
MUSI 5145	01	1	4
MUSI 5335	01	1	5
NURS 5310	81	4	1
SOCI 5307	81	4	1
TECH 5328	82	4	5

*Justification Codes:

1. Required course for graduation (not offered each semester or term); if canceled, may affect the date of graduation of those enrolled.)
2. Required course for majors in this field and should be completed this semester (or term) to keep proper sequence in courses.
3. Course in newly established degree program, concentration, or support area.
4. Interdepartmental (cross-listed courses taught as a single class by the same faculty at the same station, provided that the combined courses do not constitute a small class.
5. First-time offering of the course.
8. Voluntarily offered by a faculty member in excess of the institutional teaching load requirement and for which the faculty member receives no additional compensation.

U. T. BOARD OF REGENTS' MEETING

JUNE 10, 1993

FEES AND MISCELLANEOUS CHARGES

Approval is recommended for the following fee revision for the 1993-94 academic year. The fee has been administratively approved by the Executive Vice Chancellor for Academic Affairs.

Incidental Fees

<u>Description</u>	<u>Current Fee</u>	<u>Proposed Fee</u>
Automated Services Fee	\$ 5.00	\$10.00

To defray costs of enhanced computerized registration, library services, and automated services computer center.

JUNE 10, 1993

SUBSTANTIVE CATALOG CHANGES

The following listing summarizes the substantive changes proposed to the catalog of The University of Texas at Tyler. These catalog changes have been administratively approved by the appropriate Executive Vice Chancellor.

Undergraduate Catalog for 1992-94

<u>Page Number(s)</u>	<u>Summary of Proposed Substantive Change</u>
11	Amount reflects an increase in General Use Fee from \$10 to \$12 per semester credit hour for the 1993-94 academic year.
11	Amounts should be changed to reflect an increase in Student Services Fee from \$7.50 per semester credit hour with a maximum fee of \$90 per semester or summer session to \$10 per semester credit hour with a maximum fee of \$150 per semester or summer session.
13	Increase in Automated Services Fee from \$5 to \$10 per semester per student to be effective for Fall 1993 semester.
13	Change in parking permit fees to include statement that full-time staff with an annual salary under \$16,500 annually qualify to pay a reduced parking fee of \$2.00 annually.

U. T. BOARD OF REGENTS' MEETING

JUNE 10, 1993

BUSINESS CONTRACTS FOR SERVICES

MINOR CONSTRUCTION PROJECTS, as authorized by U. T. Board of Regents' Rules and Regulations, Part Two, Chapter VIII, Section 2 (Projects previously approved by the Board of Regents and/or those for Minor Repair and Remodeling for \$300,000.00 or less.)

- | | |
|----------------------------|---------------------------------|
| 1. Contractor: | Mosby Mechanical Company, Inc. |
| Amount: | \$280,800.00 |
| Source of Funds: | Permanent University Funds |
| Date of Contract: | February 24, 1993 |
| Estimated Completion Date: | August 12, 1993 |
| Project Title: | Cooling Tower Replacement |
| Brief Description: | Replacement of 4 cooling towers |

JUNE 10, 1993

TRADEMARK LICENSE AGREEMENTS

The following agreement has been awarded and is recommended for approval by the U. T. Board of Regents. All product approvals are in accordance with Paragraphs 10.1(C) and (D) and 11.1 of the Trademark Agreement.

- | | |
|--------------|--|
| 1. Licensee: | Wordyisms, Inc.
Austin, TX 78758 |
| Fee-Royalty: | \$50.00, 6% of gross sales price; minimum royalty of \$50.00 during each contract year of the term |
| Period: | January 1, 1993, through December 31, 1995 |
| Description: | Diplo-Mat brand diploma frame |

April 29, 1993

Dr Charles B. Mullins
Executive Vice Chancellor
for Health Affairs
The University of Texas System
601 Colorado Street
Austin, TX 78701

Attn: System Budget Office

Dear Dr. Mullins:

The docket for the June 10, 1993 meeting of the Board of Regents is submitted for your recommendation and presentation to the Board.

I recommend approval.

Sincerely,



Kern Wildenthal, M.D., Ph.D.
President

KW:pm

THE UNIVERSITY OF TEXAS SOUTHWESTERN MEDICAL CENTER AT DALLAS

U. T. BOARD OF REGENTS' MEETING

JUNE 10, 1993

TABLE OF CONTENTS

	<u>Page No.</u>
Gifts from Private Donors and Foundations	HD- 3
Small Class Report	HD- 6
Business Contracts for Services	HD- 8
Funds Coming In	
Funds Going Out	
Construction Contracts of \$300,000 or Less	
Patent License Agreements	HD-10
Contracts and Grants for Research, Development, Clinical and Educational Services	
Over \$500,000 (Fund Coming In and/or Funds Going Out)	HD-11
Foreign (Fund Coming In and/or Funds Going Out)	HD-12
All Others	HD-13
Amendments to the 1993 Budget (including faculty and staff appointments and changes in status and transfers of funds within existing budget totals)	HD-14

U. T. BOARD OF REGENTS' MEETING

JUNE 10, 1993

GIFTS FROM PRIVATE DONORS AND FOUNDATIONS

The following gifts have been received and are recommended for acceptance by the U. T. Board of Regents:

<u>Donor</u>	<u>Purpose</u>	<u>Amount</u>
1. Anonymous	Molecular transport research. Final payment on pledge	\$ 75,000.00
2. Anonymous	Ophthalmology research project. Second payment on pledge	\$ 80,000.00
3. Anonymous	Molecular cardiology research. Third payment on pledge	\$ 120,000.00
4. Associates Corporation of North America P. O. Box 660237 Dallas, TX 75266-0237	Fund for molecular research. First payment on pledge of \$150,000	\$ 30,000.00
5. Ciba-Geigy Pharmaceuticals 556 Morris Avenue Summit, NJ 07901-1398	Dr. Maddrey's liver disease research	\$ 50,000.00*
6. Communities Fdn. of Texas Trustees of the Lucien Touchstone Foundation Fund 4605 Live Oak Dallas, TX 75204	Support the Gifford Diabetes Laboratory	\$ 30,000.00
7. Genentech, Inc. 460 Point San Bruno Blvd. So. San Francisco, CA 94080	Pharmacology research	\$ 50,000.00*
8. The Julie Gould Fund Medical Research 3540 Springland Lane Washington, DC 20008	Support for the Julie Gould Research Fellow in the Simmons Cancer Center	\$ 40,000.00*
9. Mr. and Mrs. Timothy P. Hartman 17615 Cedar Creek Canyon Dr. Dallas, TX 75252	Fund for Molecular Research	\$ 50,000.00
10. Eli Lilly and Company Indianapolis, IN 46285	Support registration fees for National Pediatric Infectious Disease Seminar	\$ 50,000.00*
11. The G. Harold and Leila Y. Mathers Charitable Foundation 103 S. Bedford Rd. Suite 101 Mount Kisco, NY 10549-3440	Cancer research. First payment on a grant of \$990,000	\$ 165,000.00
12. NationsBank of Texas, N.A. Trustees for The Hillcrest Foundation P.O. Box 830241 Dallas, TX 75283-0241	Emphysema research. Third payment on commitment of \$200,000	\$ 50,000.00

U. T. BOARD OF REGENTS' MEETING

JUNE 10, 1993

*No letter of transmittal from donor

GIFTS FROM PRIVATE DONORS AND FOUNDATIONS

The following gifts have been received and are recommended for acceptance by the U. T. Board of Regents:

<u>Donor</u>	<u>Purpose</u>	<u>Amount</u>
13. NationsBank of Texas, N.A. Trustees of Moss Heart Trust P.O. Box 830241 Dallas, TX 75283-0241	Heart research by Drs. Brown, Goldstein, Mitchell, and Williams	\$ 200,000.00
14. The Perot Foundation 1700 Lakeside Square 12377 Merit Drive Dallas, TX 75251	Support for Program 3 of the Perot Family Gift	\$ 267,500.00
15. Presbyterian Hospital of Dallas 8200 Walnut Hill Lane Dallas, TX 75231	Salary support for the Arthritis Research Lab	\$ 53,224.75
16. Sid W. Richardson Foundation 309 Main Street Fort Worth, TX 76102	Support for the Pain Research Program. First payment on \$300,000 pledge	\$ 150,000.00

U. T. BOARD OF REGENTS' MEETING

JUNE 10, 1993

GIFTS FROM PRIVATE DONORS AND FOUNDATIONS

is recommended that the following additional gifts to established endowments be accepted and that matching fund allocations as shown below be approved. The matching fund allocations have the approval of the appropriate Executive Vice Chancellor.

<u>Donor Name and Endowment Name</u>	<u>Previous Gift</u>	<u>Additional Gift</u>	<u>Matching Allocation</u>	<u>Matching Source</u>
. G.G. Hill Chair in Cardiology CTF # 57-4001-5621		\$40,014.59 25,000.00	\$ 25,000.00	A
. Dixon Endowment Fund for M.S. CTF # 57-4001-4421		22,500.00	22,500.00	A
. Children's CF D/Pf in Ped. Onc/Hem CTF # 57-4001-4721		16,300.00	16,300.00	A
. Bashour Cardiology Fund Endowment CTF # 57-4001-5221	\$250,000.00		250,000.00	A
. McDermott Center of Pain Mgmt. CTF # 57-4001-5421	981,418.35	18,581.65*	1,000,000.00	A
. Willenthal Professorship CTF # 57-4001-5721		4,000.00	4,000.00	B

A = Anonymous Challenge Gift Pool Fund (CTF 57-4001-3922)
B = Research Challenge Pool Fund (CTF 57-4001-5722)

* \$4,367.87 of this total represents new gifts, and \$14,213.78 represents return to corpus from earned income.

THE UNIVERSITY OF TEXAS SOUTHWESTERN MEDICAL CENTER AT DALLAS

U. T. BOARD OF REGENTS' MEETING

JUNE 10, 1993

REPORT ON SMALL CLASSES, FALL 1992 AND SPRING 1993

Approval is recommended for the following list of small classes, pursuant to Section 51.403(d) of the Texas Education Code. The list has the administrative approval of the appropriate Executive Vice Chancellor.

Course No.	Section No.	Enrollment	Justification Code*
FALL 1992			
<u>UNDERGRADUATE COURSES</u>			
AHE 3353	1	7	1
AHE 4099	1	1	1
CD 3101	1	2	2
CD 4002	1	3	8
GGG 3304	1	5	1
GGG 4002	1	2	1
GGG 4316	1	5	1
GGG 4917	1	2	1
HCS 3101	1	2	1
PA 4427	1	1	7
PA 4428	2	2	7
PA 4428	3	3	7
PA 4428	4	2	7
PA 4428	5	1	7
PA 4428	6	1	7
PA 4431	1	1	7
PA 4620	1	6	7
PA 4626	1	8	7
PO 3423	1	3	7
PO 4403	1	5	7
RS 3610	1	3	8
RS 4002	1	1	8
RS 4012	1	6	8
RS 4311	1	9	1

*Justification Codes:

1. Required course for graduation (not offered each semester or term); if cancelled, may affect graduation date.
2. Required course for majors in this field; should be completed this session to keep proper course sequence.
7. Class size limited by availability of laboratory or clinical facilities.
8. Voluntarily offered by a faculty member in excess of the institutional teaching load requirement and for which the faculty member receives no additional compensation.

THE UNIVERSITY OF TEXAS SOUTHWESTERN MEDICAL CENTER AT DALLAS

U. T. BOARD OF REGENTS' MEETING

JUNE 10, 1993

REPORT ON SMALL CLASSES, FALL 1992 AND SPRING 1993

Approval is recommended for the following list of small classes, pursuant to Section 51.403(d) of the Texas Education Code. The list has the administrative approval of the appropriate Executive Vice Chancellor.

Course No.	Section No.	Enrollment	Justification Code*
SPRING 1993			
<u>UNDERGRADUATE COURSES</u>			
AHE 4013	1	4	1
AHE 4098	1	1	1
AHE 4099	1	2	1
CD 4002	1	2	8
CD 4003	1	1	8
GGG 3320	1	1	1
GGG 4002	1	1	1
GGG 4315	1	8	1
GGG 4316	1	1	1
GGG 4917	1	7	1
PA 4424	1	7	7
PA 4425	1	7	7
PA 4427	1	6	7
PA 4228	1	1	7
PA 4228	2	4	7
PA 4228	3	1	7
PA 4228	4	1	7
PA 4228	7	1	7
PA 4430	1	9	7
PA 4431	1	8	7
PA 4432	1	8	7
PA 4434	1	7	7
PA 4620	1	9	7
PA 4622	1	9	7
PA 4626	1	9	7
PO 3415	1	4	7
PO 3423	1	5	7
PO 4403	1	9	7
RS 3610	1	4	8
RS 4012	1	3	8
RS 4614	1	3	1

*Justification Codes:

1. Required course for graduation (not offered each semester or term); if cancelled, may affect graduation date.
7. Class size limited by availability of laboratory or clinical facilities.
8. Voluntarily offered by a faculty member in excess of the institutional teaching load requirement and for which the faculty member receives no additional compensation.

U. T. BOARD OF REGENTS' MEETING

JUNE 10, 1993

BUSINESS CONTRACTS FOR SERVICES

(FUNDS COMING IN)

The following contracts have been awarded, have been administratively approved by the appropriate Executive Vice Chancellor, and are recommended for ratification by the U. T. Board of Regents:

1. Agency: Hawkins Apothecary, Inc.
Funds: \$4,165
Period: May 1, 1993 through August 31, 1993
Title/Description: Four month lease extension for operation of a pharmacy at the Aston Center
2. Agency: Taylor Publishing Company
Funds: Percentage of royalties on net proceeds
Period: Effective February 16, 1993
Title/Description: Agency will produce and distribute the UT Southwestern 50th Anniversary Commemorative Publication and pay Southwestern a percentage of the net proceeds

(FUNDS GOING OUT)

3. Agency: Andrews-Dillingham Properties
Funds: \$504,000
Period: June 1, 1993 through May 31, 1998
Title/Description: Lease of 10,427 square feet of space at a monthly rate of \$8,400 to provide space for the Maple Avenue Family Planning Clinic
4. Agency: CD Plus
Funds: \$3,600
Period: February 25, 1993 through March 31, 1993
Title/Description: Agency will provide technical assistance for the on-campus relocation of the PlusNet 2 MEDLINE Local Area Network
5. Agency: Collin County Commissioners Court
Funds: \$1,200
Period: January 1, 1993 through December 31, 1993
Title/Description: Extension of lease of organ transplant room at the Collin County Medical Examiner's facility used by the Transplant Services Center to recover tissue from cadavers for transplantation
6. Agency: Robert Deitz
Funds: \$12,500
Period: Effective March 30, 1993 and continuing through sale of 3,000 copies of book or termination of sales of book
Title/Description: Mr. Deitz will write a book of the history of UT Southwestern to commemorate our 50th anniversary
7. Agency: Lakewest Town Center, Inc.
Funds: \$50,400
Period: May 1, 1993 through April 30, 1995
Title/Description: Lease of 3,600 square feet of space to provide space for the West Dallas Women's Clinic

U. T. BOARD OF REGENTS' MEETING

JUNE 10, 1993

BUSINESS CONTRACTS FOR SERVICES

(FUNDS GOING OUT)

The following contracts have been awarded, have been administratively approved by the appropriate Executive Vice Chancellor, and are recommended for ratification by the U. T. Board of Regents:

8. Agency: Spigel Properties
Funds: \$18,000
Period: April 1, 1993 through September 30, 1993
Title/Description: Six month extension of lease for space used for the Lancaster-Kiest Family Planning Clinic

THE UNIVERSITY OF TEXAS SOUTHWESTERN MEDICAL CENTER AT DALLAS

U. T. BOARD OF REGENTS' MEETING

JUNE 10, 1993

PATENT LICENSE AGREEMENTS

The following agreement has been awarded and is recommended for approval by the U. T. Board of Regents:

1. Licensee: Pharmingen
- Fee-Royalty: \$4,000, 4% of net sales
- Period: February 1, 1993 extending as long as Licensee continues to produce or sale subject matter
- Description: For commercialization of certain eukaryotic expression vectors developed by Dr. David Russell

U. T. BOARD OF REGENTS' MEETING

JUNE 10, 1993

CONTRACTS OR GRANTS OVER \$500,000

(FUNDS COMING IN)

The following contracts or grants in an amount over \$500,000 have been awarded, have been administratively approved by the appropriate Executive Vice Chancellor, and are recommended for approval by the U. T. Board of Regents:

1. Grantor: Texas Department of Health
No.: C3000817-01
New Funds: \$1,001,422.31
Current Period: September 1, 1992 through August 31, 1993
Title/Description: Training of resident physician positions
2. Grantor: National Institutes of Health - National Institute of Diabetes and Digestive & Kidney Diseases
No.: 1R01 DK46602-01
New Funds: \$548,118
Current Period: April 1, 1993 through March 31, 1994
Title/Description: Ursodiol-Methotrexate for Primary Biliary Cirrhosis
3. Grantor: National Institutes of Health - National Institute of General Medical Sciences
No.: 5P01 GM31689-10
New Funds: \$758,800
Current Period: April 1, 1993 through March 31, 1994
Title/Description: Structure-Activity Relationships Among Proteins
4. Grantor: National Institutes of Health - National Institute of General Medical Sciences
No.: 5P50 GM21681-29
New Funds: \$658,370
Current Period: April 1, 1993 through March 31, 1994
Title/Description: Pathophysiologic and Biochemical Changes of Thermal Injury
5. Grantor: National Institutes of Health - National Institute of Child Health & Human Development
No.: 2P50 HD11149-16
New Funds: \$940,650
Current Period: April 1, 1993 through March 31, 1994
Title/Description: Initiation of Human Labor: Prevention of Prematurity
6. Grantor: National Institutes of Health - National Institute of Mental Health
No.: 5P50 MH41115-07
New Funds: \$1,126,281
Current Period: April 1, 1993 through March 31, 1994
Title/Description: CRC Study of Neuropsychobiology in Affective Disorders
7. Grantor: National Institutes of Health - National Center for Research Resources
No.: 5M01 RR00633-21
New Funds: \$1,530,362
Current Period: December 1, 1992 through November 30, 1993
Title/Description: General Clinical Research Center. Revised award to extend the time period and increase the funding

U. T. BOARD OF REGENTS' MEETING

JUNE 10, 1993

FOREIGN CONTRACTS AND GRANTS FOR RESEARCH,
DEVELOPMENT AND EDUCATIONAL SERVICES

(FUNDS COMING IN)

The following item has been awarded and is recommended for approval by the U. T. Board of Regents:

I. Country:	Canada
Business/Entity:	Robarts Research Institute
No.:	None
New Funds:	\$11,805.44
Current Period:	March 1, 1993 through June 30, 1993
Title/Description:	North American Cooperative Study of Symptomatic Carotid Endarterectomy

THE UNIVERSITY OF TEXAS SOUTHWESTERN MEDICAL CENTER AT DALLAS

U. T. BOARD OF REGENTS' MEETING

JUNE 10, 1993

CONTRACTS AND GRANTS FOR RESEARCH, DEVELOPMENT, CLINICAL
AND EDUCATIONAL SERVICES

Since the Docket for the previous meeting of the U.T. Board of Regents, the following activity has taken place with regard to Contracts and Grants for Research, Development, Clinical and Educational Services:

A. Number of Initial Grant and Contract Awards

<u>Docket Item #</u>	<u>Total Funds In</u>	<u>Total Funds Out</u>	<u>Support Materials</u>
FY93 827-1003	\$13,247,576.99	\$ 0	Report of Awards
FY93 1005-1007	\$ 41,802	\$ 19,352	Report of IACs
FY93 1010-1060	\$ 2,014,381.49	\$ 549,931	Report of Contracts

B. Number of Fiscal Amendments to Grant and Contract Awards
(Increasing or Decreasing by \$10,000 or More)

<u>Docket Item #</u>	<u>Total Funds In</u>	<u>Total Funds Out</u>	<u>Support Materials</u>
FY93 1004	\$ 52,167	\$ 0	Report of Awards
FY93 1008-1009	\$ 181,189	\$ 0	Report of IACs
FY93 1061-1064	\$ 143,619	\$ 0	Report of Contracts

U. T. BOARD OF REGENTS' MEETING

JUNE 10, 1993

AMENDMENTS TO THE 1993 BUDGET

The term "rate" for academic institutions is the full-time nine-month base rate and for health institutions is the full-time twelve month base rate; for all other personnel it is the full-time rate, the appointee receiving a proportionate amount depending upon the fraction of time for which he is appointed and the period of his appointment. Source of funds for payment of salaries, unless otherwise shown, is the departmental salaries account.

<u>Item, Department, Title, Name</u>	<u>Effective Date</u>	<u>% Time</u>	<u>Full-time Salary</u>		<u>RBC</u>
			<u>No. Mos.</u>	<u>Rate</u>	
<u>APPOINTMENTS, PROMOTIONS, AND SALARY CHANGES</u>					
GENERAL ADMINISTRATION					
Office of News and Public Information					
Director					
1. Philip Matthew Schoch	2/15	100	12	55,000	37
Source of Funds:					
\$50,050 - State					
4,950 - Operating Fund					
<u>\$55,000</u> - Total Compensation					
SOUTHWESTERN MEDICAL SCHOOL					
Anesthesiology & Pain Management					
Associate Professor of Anesthesia & Pain Management (Tenure) and Associate Professor of Neurology					
2. Istvan Mody	1/19	100	12	77,000	36,42
Source of Funds: MSRDP Anesthesiology & Pain Management					
Internal Medicine					
3. James M. Atkins					43
From: Professor of Internal Medicine (Tenure)		100	12	112,200	
To: Professor of Internal Medicine (Tenure) and Assistant Professor of Surgery	2/1	100	12	112,200	
Source of Funds:					
\$ 70,058 - State					
33,221 - Dallas Fire Department					
5,321 - MSRDP Grant					
<u>108,600</u> - Total Salary					
3,600 - MSRDP Augmentation					
<u>\$112,200</u> - Total Compensation					

THE UNIVERSITY OF TEXAS SOUTHWESTERN MEDICAL CENTER AT DALLAS

U. T. BOARD OF REGENTS' MEETING

JUNE 10, 1993

AMENDMENTS TO THE 1993 BUDGET
(Continued)

Item, Department, Title, Name	Effective Date	% Time	Full-time Salary		RBC
			No. Mos.	Rate	
<u>APPOINTMENTS, PROMOTIONS, AND SALARY INCREASES</u>					
4. Maria-Teresa Olivari					41
From: Associate Professor of Internal Medicine (Tenure)		100	12	152,600	
To: Associate Professor of Internal Medicine (Tenure) and Associate Professor of Surgery	2/1	100	12	152,600	
Source of Funds:					
\$ 86,846 - State					
40,000 - St. Paul Hospital					
19,754 - MSRDP Grant					
<u>146,600 - Total Salary</u>					
6,000 - MSRDP Augmentation					
<u>\$152,600 - Total Compensation</u>					
Obstetrics and Gynecology					
5. Norman F. Gant					40
From: Professor (Tenure)		100	12	181,100	
To: Professor (Tenure)	1/1	100	12	250,000	
Source of Funds:					
\$217,835 - American Board of Ob/Gyn					
20,165 - MSRDP Grant					
<u>238,000 - Total Salary</u>					
12,000 - MSRDP Augmentation					
<u>\$250,000 - Total Compensation</u>					
Psychiatry					
6. Augustus J. Rush					31
From: Holder of Betty Jo Hay Chair in Mental Health and Professor (Tenure) of Psychiatry		100	12	169,600	
To: Holder of Betty Jo Hay Chair in Mental Health and Professor (Tenure) and Vice-Chairman-Research of Psychiatry	2/1	100	12	169,600	
Source of Funds:					
\$130,000 - State					
11,460 - Dallas Project-Research Core					
23,340 - MSRDP Grant					
<u>164,800 - Total Salary</u>					
4,800 - MSRDP Augmentation					
<u>\$169,600 - Total Compensation</u>					

THE UNIVERSITY OF TEXAS SOUTHWESTERN MEDICAL CENTER AT DALLAS

U. T. BOARD OF REGENTS' MEETING

JUNE 10, 1993

AMENDMENTS TO THE 1993 BUDGET
(Continued)

<u>Item, Department, Title, Name</u>	<u>Effective Date</u>	<u>% Time</u>	<u>Full-time Salary</u>		<u>RBC</u>
			<u>No. Mos.</u>	<u>Rate</u>	
<u>APPOINTMENTS, PROMOTIONS, AND SALARY INCREASES</u>					
7. Myron S. Weiner					32
From: Holder of Aradine S. Ard Professorship in Brain Science & Professor (Tenure) and Vice Chairman of Psychiatry		100	12	150,500	
To: Holder of Aradine S. Ard Professorship in Brain Science, Professor (Tenure) and Vice Chairman-Clinical Affairs of Psychiatry and Assistant Professor of Neurology	2/1	100	12	150,500	
Source of Funds:					
\$ 63,947 - State					
10,301 - North TX & Okla. Satellite, Alzheimers					
20,602 - Core B-Alzheimers Grant					
9,063 - Parkland Clinical Services					
3,096 - MHRM Emergency Room					
2,732 - Bordeaux Foundation					
<u>35,959</u> - Ard Professorship					
<u>\$145,700</u> - Total Salary					
4,800 - Augmentation					
<u>\$150,500</u> - Total Compensation					

THE UNIVERSITY OF TEXAS SOUTHWESTERN MEDICAL CENTER AT DALLAS

U. T. BOARD OF REGENTS' MEETING

JUNE 10, 1993

AMENDMENTS TO THE 1993 BUDGET
(Continued)

<u>TRANSFERS OF FUNDS</u>	<u>RBC</u>
SERVICE DEPARTMENTS	
8. Amount of Transfer: \$50,000	38
From: Bioinstrumentation Resources Center Income	
To: Bioinstrumentation Resources Center Restricted	
To increase the income and operating expenses to provide for a greater level of activity for FY 92-93.	
9. Amount of Transfer: \$658,000	34
From: Duplicating Services Income (\$658,000)	
To: Duplicating Services	
Salaries (\$15,300)	
Wages (\$10,000)	
Fringe Benefits (\$8,100)	
M&O (\$14,600)	
Restricted (\$610,000)	
To increase the income and operating expenses to provide for a greater level of activity.	
10. Amount of Transfer: \$52,320	44
From: Service Departments Unallocated Balance	
To: Information Resources Training and Equipment	
For purchase of necessary computers in upgrading the microcomputer technology in the Training Room	
11. Amount of Transfer: \$50,000	30
From: Service Departments Unallocated Balance	
To: Medical Illustration Service Center	
Salaries (\$35,000)	
Equipment (\$15,000)	
To cover operating expenses for FY 93 in order to fund the 3% mandated salary increase effective December 1, 1992 and to purchase new equipment	
12. Amount of Transfer: \$500,000	39
From: Service Department Unallocated Balance	
To: Telecommunication Services M&O	
To purchase telephone equipment to accommodate facilities' expansion	

THE UNIVERSITY OF TEXAS MEDICAL BRANCH AT GALVESTON

April 23, 1993

Charles B. Mullins, M.D.
Executive Vice Chancellor
for Health Affairs
The University of Texas System
601 Colorado Street
Austin, Texas 78701


Attn: System Budget Office

Dear Dr. Mullins:

The docket for the June 10, 1993 meeting of the Board of Regents is submitted for your recommendation and presentation to the Board.

I recommend approval.

Sincerely,



Thomas N. James, M.D.
President

TNJ:bt

THE UNIVERSITY OF TEXAS MEDICAL BRANCH AT GALVESTON

U. T. BOARD OF REGENTS' MEETING

JUNE 10, 1993

TABLE OF CONTENTS

	<u>Page No.</u>
Gifts from Private Donors and Foundations	G- 3
Business Contracts for Services.	G- 4
Funds Coming In	
Funds Going Out	
Standard Affiliation Agreements.	G- 5
Standard Easements	G- 6
Contracts and Grants for Research, Development, Clinical and Educational Services	
Over \$500,000 (Funds Coming In and/or Funds Going Out)	G-6a
All Others	G- 7
Amendments to the 1993 Budget. (including faculty and staff appointments and changes in status and transfers of funds within existing budget totals)	G- 8
Other Fiscal Items	G-12

THE UNIVERSITY OF TEXAS MEDICAL BRANCH AT GALVESTON

U. T. BOARD OF REGENTS' MEETING

JUNE 10, 1993

GIFTS FROM PRIVATE DONORS AND FOUNDATIONS

The following gift has been received and is recommended for acceptance by the U. T. Board of Regents:

<u>Donor</u>	<u>Purpose</u>	<u>Amount</u>
1. The Sealy & Smith Foundation for the John Sealy Hospital 200 University Blvd. Suite 1006 Galveston, Texas 77550	For the acquisition and implementation of a new computer system for the John Sealy Hospital	\$400,000.00*

* No letter of transmittal from donor

U. T. BOARD OF REGENTS' MEETING

JUNE 10, 1993

BUSINESS CONTRACTS FOR SERVICES

(FUNDS COMING IN)

The following contracts have been awarded, have been administratively approved by the appropriate Executive Vice Chancellor, and are recommended for ratification by the U. T. Board of Regents:

1. Agency: Galveston County Health District
 Funds: \$12,239.58 per month
 Current Period: January 1, 1993 through December 31, 2000
 Title/Description: Sublease of approximately 13,500 square feet in the building located at 2010 Texas Avenue, Texas City, Texas to be used for the purpose of offering child health services, family planning, WIC, and other public health services
2. Agency: Montgomery County Hospital District
 Funds: \$2,520 per month
 Period: March 29, 1993 through January 31, 1998
 Title/Description: Sublease of 14,560 square feet in the building located at 701 East Davis Street, Conroe, Texas to be utilized by the Montgomery County Hospital District

(FUNDS GOING OUT)

3. Agency: Mainland Youth at Risk, Inc.
 Funds: \$16,666.67 per month
 Period: August 1, 1993 through July 31, 2001
 Title/Description: Lease of 18,000 square feet located at 2010 Texas Avenue, Texas City, Texas to be utilized by UTMB's Department of Obstetrics and Gynecology
4. Agency: RTC as a Receiver for Victoria Savings Assoc.
 Funds: \$724.30 per month
 Period: September 1, 1992 through August 31, 1993
 Title/Description: Extension of the current space lease agreement
5. Agency: The Sealy & Smith Foundation for the John Sealy Hospital
 Funds: \$1,000 per month
 Period: September 1, 1992 through August 31, 2003
 Title/Description: Lease of the premises located on Postoffice Street, between 6th and 7th Street in Galveston, Texas, previously known as the Shriners' Burn Hospital
6. Agency: Stripling & Co., L.P.
 Funds: \$35,000
 Period: January 1, 1991 through December 31, 1995
 Title/Description: Amendment to the space lease agreement for construction of certain improvements to the leased premises
7. Agency: Telecommunications Management Consultants
 Funds: \$9,450
 Period: October 1, 1992 through February 28, 1993
 Title/Description: To evaluate, make recommendations of improvement for the long distance usage, data configuration and facsimile traffic of all UTMB's off campus Obstetrics and Gynecology locations

U. T. BOARD OF REGENTS' MEETING

JUNE 10, 1993

STANDARD AFFILIATION AGREEMENTS

The agreements recommended for approval by the U. T. Board of Regents are based on the model agreement adopted on April 12, 1990.

1. Facility: Harris County Hospital District
Houston, Texas
Date: February 15, 1993 through July 31, 1995
Purpose: To provide UTMB's School of Allied Health Sciences students with certain educational opportunities

2. Facility: Texas Children's Hospital
Houston, Texas
Date: February 18, 1993 through June 30, 1993
Purpose: To provide a UTMB Department of Anesthesiology resident with certain educational opportunities

U. T. BOARD OF REGENTS' MEETING

JUNE 10, 1993

STANDARD EASEMENTS

The following easement has been approved by the Office of General Counsel and is recommended for approval by the U.T. Board of Regents:

1. Grantee: Houston Lighting & Power Co.
Location: UTMB at Galveston
Funds: \$1.00
Date: March 18, 1993
Description: Ten foot wide easement 53.36 feet long from old seawall to 15 foot by 30.17 foot easement for mounting transformer and switches

THE UNIVERSITY OF TEXAS MEDICAL BRANCH AT GALVESTON

U. T. BOARD OF REGENTS' MEETING

JUNE 10, 1993

CONTRACTS OR GRANTS OVER \$500,000

(FUNDS COMING IN)

The following contracts or grants in an amount over \$500,000 have been awarded, have been administratively approved by the appropriate Executive Vice Chancellor, and are recommended for approval by the U. T. Board of Regents:

1. Grantor: Department of Health and Human Services
National Institutes of Health
National Institute of Diabetes and Digestive
and Kidney Diseases
No.: 5 P01 DK42788-03
New Funds: \$514,652
Period: March 1, 1993 through February 28, 1994
Title/Description: Mechanisms of Growth Control by Steroids

2. Grantor: Department of Health and Human Services
National Institutes of Health
National Institute on Aging
No.: 1 P01 AG10514-01
New Funds: \$737,912
Period: June 1, 1992 through May 31, 1993
Title/Description: Effects of Aging on Molecular Responses to Stress

U. T. BOARD OF REGENTS' MEETING

JUNE 10, 1993

CONTRACTS AND GRANTS FOR RESEARCH, DEVELOPMENT, CLINICAL
AND EDUCATIONAL SERVICES

Since the Docket for the previous meeting of the U. T. Board of Regents, the following activity has taken place with regard to Contracts and Grants for Research, Development, Clinical and Educational Services:

A. Number of Initial Grant and Contract Awards

<u>Docket Item #</u>	<u>Total Funds In</u>	<u>Total Funds Out</u>	<u>Support Materials</u>
FY 93 476-610	\$ 8,183,614.26	-0-	Report of Awards
FY 93 611-617	\$ 77,632.77	\$ 76,384.82	Report of IACs
FY 93 623-645	\$ 235,650.00	\$ 65,182.50	Report of Contracts

B. Number of Fiscal Amendments to Grant and Contract Awards
(Increasing or Decreasing by \$10,000 or More)

<u>Docket Item #</u>	<u>Total Funds In</u>	<u>Total Funds Out</u>	<u>Support Materials</u>
FY 93	\$ -0-	\$ -0-	Report of Awards
FY 93 618-622	\$ 333,724.64	\$ -0-	Report of IACs
FY 93	\$ -0-	\$ -0-	Report of Contracts

U. T. BOARD OF REGENTS' MEETING

JUNE 10, 1993

AMENDMENTS TO THE 1993 BUDGET

The term "rate" for academic institutions is the full-time nine-month base rate and for health institutions is the full-time twelve month base rate; for all other personnel it is the full-time rate, the appointee receiving a proportionate amount depending upon the fraction of time for which he is appointed and the period of his appointment. Source of funds for payment of salaries, unless otherwise shown, is the departmental salaries account.

Item, Department, Title, Name	Effective Date	% Time	Full-time Salary		RBC
			No. Mos.	Rate	
<u>APPOINTMENTS, PROMOTIONS, AND SALARY INCREASES</u>					
GENERAL INSTITUTIONAL EXPENSE					
Vice President for External Affairs					
Acting Vice President for External Affairs					
1. Vandy Anderson	2/15	50	12	50,000	44
SCHOOL OF MEDICINE					
Human Biological Chemistry and Genetics (HBC&G); Center for Molecular Science					
2. Robert S. Lloyd					43
From: Professor (Tenure), HBC&G; Senior Scientist, Center for Molecular Science		100	12	109,211	
To: Professor (Tenure), HBC&G; Senior Scientist, Center for Molecular Science	2/1	100	12	117,211	
Source of Funds:					
\$ 24,136 - Vanderbilt University Grant					
54,075 - DHHS Grant					
39,000 - American Cancer Society					
<u>\$117,211 - Total Salary</u>					
Psychiatry and Behavioral Sciences					
3. Alan R. Felthous					45
From: Professor (Tenure)		100	12	135,132	
To: Professor (Tenure)	3/1	100	12	145,132	
Source of Funds:					
\$ 53,045 - State					
51,532 - Galveston County Health Contract					
<u>\$104,577 - Total Salary</u>					
40,555 - MSRDP Fund					
<u>\$145,132 - Total Compensation</u>					

U. T. BOARD OF REGENTS' MEETING

JUNE 10, 1993

AMENDMENTS TO THE 1993 BUDGET
(Continued)

Item, Department, Title, Name	Effective Date	% Time	Full-time Salary		RBC
			No. Mos.	Rate	
SCHOOL OF MEDICINE					
Obstetrics and Gynecology (OB-GYN); Sealy Center for Molecular Science					
Professor (Tenure), OB-GYN; Senior Scientist, Sealy Center for Molecular Science					
4. Melvyn S. Soloff	1/1	100	12	101,000	37
Source of Funds: \$ 50,500 - MSRDP Grant 50,500 - Sealy Center for Molecular Science Grant <u>\$101,000</u> - Total Salary					
Internal Medicine; Microbiology					
5. Rafeul Alam					41
From: Associate Professor (Tenure)		100	12	83,209	
To: Associate Professor (Tenure)	3/1	100	12	113,000	
Source of Funds: \$ 64,113 - State 19,096 - NIH Grant 29,791 - MSRDP Grant <u>\$113,000</u> - Total Salary					
Dermatology; Human Biological Chemistry and Genetics (HBC&G); Microbiology:					
6. Miriam M. Brysak					42
From: Professor (Tenure)		100	12	75,281	
To: Professor (Tenure)	2/1	100	12	78,281	
Source of Funds: \$63,733 - State 14,548 - DHHS Grant <u>\$78,281</u> - Total Salary					

U. T. BOARD OF REGENTS' MEETING

JUNE 10, 1993

AMENDMENTS TO THE 1993 BUDGET
(Continued)

<u>Item, Department, Title, Name</u>	<u>Effective Date</u>	<u>% Time</u>	<u>Full-time Salary</u>		<u>RBC</u>
			<u>No. Mos.</u>	<u>Rate</u>	
SCHOOL OF MEDICINE; UNIVERSITY HOSPITALS Surgery; Office of Clinical Affairs					
7. William H. Nealon					40
From: Associate Professor (Tenure), Surgery		100	12	166,416	
To: Associate Professor (Tenure), Surgery; Medical Director (Interim), Office of Clinical Affairs	1/1	100	12	176,416	
Source of Funds:					
\$ 44,104 - State					
91,556 - MSRDP Grant					
<u>\$135,660 - Total Salary</u>					
40,756 - MSRDP Fund					
<u>\$176,416 - Total Compensation</u>					
SCHOOL OF NURSING School of Nursing Professor (Tenure)					
8. Phyllis B. Kritek	1/1	100	12	100,000	39

U. T. BOARD OF REGENTS' MEETING

JUNE 10, 1993

AMENDMENTS TO THE 1993 BUDGET
(Continued)

TRANSFERS OF FUNDS

RBC

SCHOOL OF MEDICINE

9. Amount of Transfer: \$122,000 34

From: Unallocated Appropriations - School of Medicine -
Faculty Salaries

To: Interdisciplinary Medical Education Program -
Faculty Salaries

To provide funds for an Associate Professor.

U. T. BOARD OF REGENTS' MEETING

JUNE 10, 1993

OTHER FISCAL ITEMS

BYLAWS OF THE ALLIED HEALTH SCIENCES

<u>Page Number(s)</u>	<u>Summary of Proposed Substantive Changes</u>
4	<p><u>Article II, Memberships & Rights of Members</u> <u>Section 2</u> A. Tenure-Track B. NonTenure-Track C. Ex-Officio Clarification of faculty participation</p>
5	<p><u>Article II, Section 3, Affiliate Members</u> A. Full-Time Appointments Within the SAHS B. Part-Time Appointments External to the SAHS Clarification concerning affiliate members of the faculty</p>
11	<p><u>Article V, Councils, Committees & Task Forces of the Faculty</u> <u>(Section I), General</u> B. Functions: Addition of Faculty Development Committee. Deletion of Continuing Education Research Committee 2. Special Committees and Tasks Forces 3. Faculty Council C. Composition Specific functions of each standing committee are outlined</p>
15	<p><u>Section 5, Continuing Education Committee</u> Delete and renumber subsequent sections</p>
19	<p><u>Section 7 Faculty Development Committee</u> Addition</p>
23	<p><u>Article V, Section 10 Research Committee</u> Delete</p>

The University of Texas
Health Science Center at Houston

2813



M. David Low, M.D., Ph.D.
President

P.O. Box 20036
Houston, Texas 77225
(713) 792-4975

May 3, 1993

Dr. Charles B. Mullins
Executive Vice Chancellor
for Health Affairs
The University of Texas System
601 Colorado Street
Austin, Texas 78701

Attn: System Budget Office

Dear Dr. Mullins:

The docket for the June 10, 1993 meeting of the Board of Regents is submitted for your recommendation and presentation to the Board.

I recommend approval.

Sincerely,

A handwritten signature in cursive script, appearing to read "David", written in black ink.

M. David Low, M.D., Ph.D.
President

DL:mr

THE UNIVERSITY OF TEXAS HEALTH SCIENCE CENTER AT HOUSTON

U. T. BOARD OF REGENTS' MEETING

JUNE 10, 1993

TABLE OF CONTENTS

	<u>Page No.</u>
Gifts from Private Donors and Foundations	HH- 3
Business Contracts for Services	HH- 4
Funds Going Out	
Construction Contracts of \$300,000 or Less	
Standard Affiliation Agreements	HH- 6
Contracts and Grants for Research, Development, Clinical and Educational Services	
Over \$500,000 (Funds Coming In)	HH- 7
All Others	HH- 8
Amendments to the 1993 Budget (including faculty and staff appointments and changes in status and transfers of funds within existing budget totals)	HH- 9

U. T. BOARD OF REGENTS' MEETING

JUNE 10, 1993

GIFTS FROM PRIVATE DONORS AND FOUNDATIONS

The following gifts have been received and are recommended for acceptance by the U. T. Board of Regents:

<u>Donor</u>	<u>Purpose</u>	<u>Amount</u>
1. Bio-Technology General Corp. 1250 Broadway, 20th Floor New York, New York 10001	Internal Medicine research support	\$ 42,000.00
2. The Brown Foundation, Inc. 2217 Welch Avenue P.O. Box 130646 Houston, Texas 77219-0646	For the Institute of Molecular Medicine for the Prevention of Human Diseases	320,000.00
3. T.L.L. Temple Foundation 109 Temple Boulevard Lufkin, Texas 75901	For the Institute of Molecular Medicine for the Prevention of Human Diseases	1,000,000.00

U. T. BOARD OF REGENTS' MEETING

JUNE 10, 1993

BUSINESS CONTRACTS FOR SERVICES

(FUNDS GOING OUT)

The following contracts have been awarded, have been administratively approved by the appropriate Executive Vice Chancellor, and are recommended for ratification by the U. T. Board of Regents:

1. Agency: American Medical Recovery, Inc.
Funds: 20% collection fee on the delinquent balance of each account collected without the filing of suit
Period: February 1, 1993 through December 31, 1993
Title/Description: For collection of unpaid accounts that The University of Texas Health Science Center at Houston Medical Practice Plan office refers to the agency
2. Agency: Sam H. Hawkins, D/B/A Plaza Del Oro Business Center
Funds: Lease amendment
Funds: \$2,200.00 per month
Period: January 1, 1993 through June 30, 1993
Title/Description: Lease approximately 4,920 square feet of office space and training conference rooms in Plaza del Oro Business Center for staff development for Harris County Psychiatric Center
The purpose of this amendment is to extend the term of the lease through June 30, 1993.
3. Agency: Prairie View A&M University
Funds: \$3,802.40 per month
Period: December 1, 1992 through November 30, 1993
Title/Description: Lease 2,716 square feet on the 6th floor of the Prairie View A&M University, College of Nursing building for the faculty of the Developmental Clinic for Pediatrics
4. Agency: Prairie View A&M University
Funds: \$3,917.20 per month
Period: February 1, 1993 through November 30, 1993
Title/Description: Lease 2,798 square feet on the 6th floor of the Prairie View A&M University, College of Nursing building for programmatic activities in Pediatrics and Child Development

MINOR CONSTRUCTION PROJECTS, as authorized by U. T. Board of Regents' Rules and Regulations, Part Two, Chapter VIII, Section 2 (Projects previously approved by the Board of Regents and/or those for Minor Repair and Remodeling for \$300,000.00 or less.)

5. Contractor: Cim-Tex Construction Company
Amount: \$36,593.00
Source of Funds: Service Department Funds
Date of Contract: January 12, 1993
Estimated Completion Date: April 27, 1993
Project Title: Operations Center Building
Brief Description: Construct and install cabinets in conference rooms

THE UNIVERSITY OF TEXAS HEALTH SCIENCE CENTER AT HOUSTON

U. T. BOARD OF REGENTS' MEETING

JUNE 10, 1993

MINOR CONSTRUCTION PROJECTS
(Continued)

Contractor:	Control Air Inc.
Amount:	\$12,990.00
Source of Funds:	State Funds
Date of Contract:	March 4, 1993
Estimated Completion Date:	May 26, 1993
Project Title:	Medical School Building
Brief Description:	Furnish all labor and material to fabricate and install shrouds/hoods for exhaust fans
Contractor:	Dup's Pump Sales Inc.
Amount:	\$84,980.00
Source of Funds:	Unexpended Plant Funds
Date of Contract:	January 5, 1993
Estimated Completion Date:	March 22, 1993
Project Title:	Operations Center Building
Brief Description:	Underground tank removal
Contractor:	Target Construction Company Inc.
Amount:	\$151,911.00
Source of Funds:	Service Department Funds
Date of Contract:	March 2, 1993
Estimated Completion Date:	June 29, 1993
Project Title:	Operations Center Building
Brief Description:	Furnish all labor and material to perform landscaping services

U. T. BOARD OF REGENTS' MEETING

JUNE 10, 1993

STANDARD AFFILIATION AGREEMENTS

agreements recommended for approval by the U. T. Board of Regents are based on the model agreement adopted on April 12, 1990.

Facility: Baylor University Medical Center
Dallas, Texas
Date: January 1, 1993
Purpose: Health care educational experience program
established primarily for the benefit of resident
physicians of the Medical School

Facility: Boston University
Boston, Massachusetts
Date: February 22, 1993
Purpose: Health care educational experience program
established primarily for the benefit of students
at the Medical School

Facility: The Haffkine Institute
Bombay, India
Date: March 12, 1993
Purpose: Health care educational experience program
established primarily for the benefit of students
at the School of Public Health

Facility: North Forest Independent School District
Houston, Texas
Date: September 28, 1992
Purpose: Health care educational experience program
established primarily for the benefit of students
at the School of Nursing

U. T. BOARD OF REGENTS' MEETING

JUNE 10, 1993

CONTRACTS OR GRANTS OVER \$500,000

(FUNDS COMING IN)

Following contract or grant in an amount over \$500,000, has been awarded, been administratively approved by the appropriate Executive Vice Chancellor, and is recommended for approval by the U. T. Board of Regents.

Grantor: Department of Health and Human Services
National Center for Research Resources
No.: 2 MO1 RR02558-08A1
Revised
New Funds: \$751,479
Current Period: December 1, 1992 through November 30, 1993
Title/Description: General Clinical Research Center
The purpose of this revision is to increase the total amount of the award and to extend the period of the award.

U. T. BOARD OF REGENTS' MEETING

JUNE 10, 1993

CONTRACTS AND GRANTS FOR RESEARCH, DEVELOPMENT, CLINICAL
AND EDUCATIONAL SERVICES

Since the Docket for the previous meeting of the U. T. Board of Regents, the following activity has taken place with regard to Contracts and Grants for Research, Development, Clinical and Educational Services:

Number of Initial Grant and Contract Awards

<u>Docket Item #</u>	<u>Total Funds In</u>	<u>Total Funds Out</u>	<u>Support Materials</u>
FY 93 439-480	\$ 5,440,623	\$ - 0 -	Report of Awards
FY 93 481-489	\$ 91,969	\$ 112,150	Report of IAC's
FY 93 491-549	\$ 3,048,589	\$ 951,465	Report of Contracts

Number of Fiscal Amendments to Grant and Contract Awards
(Increasing or Decreasing by \$10,000 or More)

<u>Docket Item #</u>	<u>Total Funds In</u>	<u>Total Funds Out</u>	<u>Support Materials</u>
FY 93 None	\$ - 0 -	\$ - 0 -	Report of Awards
FY 93 490	\$ 10,000	\$ - 0 -	Report of IAC's
FY 93 None	\$ - 0 -	\$ - 0 -	Report of Contracts

U. T. BOARD OF REGENTS' MEETING

JUNE 10, 1993

AMENDMENTS TO THE 1993 BUDGET

The term "rate" for academic institutions is the full-time nine-month base rate and for health institutions is the full-time twelve month base rate; for all other personnel it is the full-time rate, the appointee receiving a proportionate amount depending upon the fraction of time for which he is appointed and the period of his appointment. Source of funds for payment of salaries, unless otherwise shown, is the departmental salaries account.

Item, Department, Title, Name	Effective Date	% Time	Full-time Salary		RBC
			No. Mos.	Rate	
<u>POINTMENTS, PROMOTIONS, AND SALARY INCREASES</u>					
HOUSTON MEDICAL SCHOOL					
Instructional Administration					
Office of the Dean					
1. Abby Mitchell					116
From: Assistant Dean for Quality Improvement		100	12	76,750	
To: Assistant Dean for Quality Improvement	1/1	100	12	81,355	
Office of the Dean, Academic Affairs, Pediatrics					
2. Margaret C. McNeese					117
From: Associate Professor of Pediatrics and Associate Dean for Student Affairs		100	12	121,155	
To: Associate Professor of Pediatrics and Associate Dean for Student Affairs	1/1	100	12	126,240	
Office of the Dean, Management and Administrative Services					
3. Rick A. Gaines					115
From: Associate Dean for Management		100	12	96,948	
To: Associate Dean for Management	1/1	100	12	102,765	

U. T. BOARD OF REGENTS' MEETING

JUNE 10, 1993

AMENDMENTS TO THE 1993 BUDGET
(Continued)

Item, Department, Title, Name	Effective Date	% Time	Full-time Salary		RBC
			No. Mos.	Rate	
<u>POINTMENTS, PROMOTIONS, AND SALARY INCREASES</u>					
HOUSTON MEDICAL SCHOOL					
Instructional Administration					
Office of the Dean, Academic Affairs, Neurobiology and Anatomy					
4. Dianna A. Redburn					118
From: Professor (Tenure) and Assistant Dean for Research Training		100	12	102,918	
To: Professor (Tenure) and Assistant Dean for Research Training	1/1	100	12	103,521	
Source of Funds:					
\$ 67,304 - State					
36,217 - Grant Funds					
<u>\$103,521</u> - Total Salary					
Basic Sciences					
Microbiology and Molecular Genetics					
5. Henry W. Strobel					121
From: Professor (Tenure) and Assistant Dean for Student Affairs		100	12	122,003	
To: Professor (Tenure) and Assistant Dean for Student Affairs	1/1	100	12	122,735	
Source of Funds:					
\$110,534 - State					
12,201 - Grant Funds					
<u>\$122,735</u> - Total Salary					

U. T. BOARD OF REGENTS' MEETING

JUNE 10, 1993

AMENDMENTS TO THE 1993 BUDGET
(Continued)

Item, Department, Title, Name	Effective Date	% Time	Full-time Salary		RBC
			No. Mos.	Rate	
<u>APPOINTMENTS, PROMOTIONS, AND SALARY INCREASES</u>					
HOUSTON MEDICAL SCHOOL					
Basic Sciences					
Pharmacology					
6. George M. Stancel					148
From: Professor (Tenure) and Interim Chairman		100	12	126,178	
To: Professor (Tenure) and Chairman	11/4	100	12	138,738	
Source of Funds:					
\$127,768 - State					
10,970 - Grant Funds					
<u>\$138,738 - Total Salary</u>					
Clinical Sciences					
Otolaryngology					
7. Charles M. Stiernberg					147
From: Professor (Tenure) and Interim Chairman and Assistant Dean, Continuing Education		100	12	186,915	
To: Professor (Tenure) and Chairman and Assistant Dean, Continuing Education	2/1	100	12	220,000	
Source of Funds:					
\$ 87,780 - State					
30,900 - MSRD Grant					
23,403 - Other Designated Funds					
<u>\$142,083 - Total Salary</u>					
77,917 - MSRD Augmentation					
<u>\$220,000 - Total Compensation</u>					
HOUSTON DENTAL BRANCH					
Instructional Administration					
Office of the Dean					
8. Peggy O'Neill					143
From: Professor (Tenure) and Vice Dean, Pro Tem		100	12	71,760	
To: Professor (Tenure) and Vice Dean, Pro Tem	3/1	100	12	74,910	

U. T. BOARD OF REGENTS' MEETING

JUNE 10, 1993

AMENDMENTS TO THE 1993 BUDGET
(Continued)

Item, Department, Title, Name	Effective Date	% Time	Full-time Salary		RBC
			No. Mos.	Rate	
<u>APPOINTMENTS, PROMOTIONS, AND SALARY INCREASES</u>					
HOUSTON DENTAL BRANCH					
Instructional Administration					
Office of the Dean					
9. Raul Caffesse					151
From: Dean, Pro-Tem and Professor and Chairman		100	12	137,446	
To: Dean, Pro-Tem and Professor and Chairman	3/1	100	12	141,089	
HOUSTON ALLIED HEALTH SCIENCES SCHOOL					
Instruction					
Interdisciplinary Studies and Clinical Laboratory Sciences					
10. Doris Ross					152
From: Professor and Chairman and Dean, Pro-Tem		100	12	86,921	
To: Professor and Chairman and Dean, Pro-Tem	3/1	100	12	89,097	
HOUSTON NURSING SCHOOL					
Instructional Administration					
Dean's Office					
11. Cheryl Levine					145
From: Associate Professor (Tenure) and Assistant Dean and Chairman		100	12	66,923	
To: Associate Professor (Tenure) and Assistant Dean and Chairman	2/1	100	12	68,423	
Source of Funds:					
\$ 35,580 - State					
32,843 - Grant Funds					
<u>\$ 68,423 - Total Salary</u>					

THE UNIVERSITY OF TEXAS HEALTH SCIENCE CENTER AT HOUSTON

U. T. BOARD OF REGENTS' MEETING

JUNE 10, 1993

AMENDMENTS TO THE 1993 BUDGET
(Continued)

Item, Department, Title, Name	Effective Date	% Time	Full-time Salary		RBC
			No. Mos.	Rate	
<u>APPOINTMENTS, PROMOTIONS, AND SALARY INCREASES</u>					
JUSTON NURSING SCHOOL					
Instructional Administration					
Dean, General Instruction					
12. Sharon Brown					136
From: Associate Professor (Tenure) and Associate Dean for Research		100	12	67,989	
To: Associate Professor (Tenure) and Associate Dean, Research and Evaluation	1/1	100	12	72,589	
Source of Funds:					
\$ 58,797 - State					
13,792 - Grant Funds					
<u>\$ 72,589</u> - Total Salary					
13. Linda Kaeser					137
From: Professor (Tenure) and Isla Carroll Turner Chair in Gerontological Nursing and Assistant Dean and Director, Center on Aging		100	12	76,906	
To: Professor (Tenure) and Isla Carroll Turner Chair in Gerontological Nursing and Assistant Dean and Director, Center on Aging	1/1	100	12	78,206	
Source of Funds:					
\$ 65,693 - State					
12,513 - Grant Funds					
<u>\$ 78,206</u> - Total Salary					
14. Marianne Marcus					138
From: Associate Professor (Tenure) and Assistant Dean and Chairman		100	12	63,988	
To: Associate Professor (Tenure) and Assistant Dean and Chairman	1/1	100	12	65,388	
Source of Funds:					
\$ 39,233 - State					
26,155 - Grant Funds					
<u>\$ 65,388</u> - Total Salary					

U. T. BOARD OF REGENTS' MEETING

JUNE 10, 1993

AMENDMENTS TO THE 1993 BUDGET
(Continued)

Item, Department, Title, Name	Effective Date	% Time	Full-time Salary		RBC
			No. Mos.	Rate	
<u>APPOINTMENTS, PROMOTIONS, AND SALARY INCREASES</u>					
DUSTON NURSING SCHOOL					
Instructional Administration					
Dean, General Instruction					
15. Nancy McNeil					139
From: Instructor in Nursing (Non-tenure) and Associate Dean for Management		100	12	64,486	
To: Instructor in Nursing (Non-tenure) and Associate Dean for Management	1/1	100	12	65,936	
16. Roberta K. Olson					146
From: Associate Professor (Tenure) and Associate Dean, Academic Affairs		100	12	77,251	
To: Associate Professor (Tenure) and Associate Dean, Academic Affairs	2/1	100	12	78,249	
Source of Funds:					
\$ 71,207 - State					
7,042 - Grant Funds					
<u>\$ 78,249 - Total Salary</u>					
Dean, Cooperative M/S Program with Pan American University					
17. Gwendolyn C. Sherwood					140
From: Associate Professor (Non-tenure), Coordinator, Program Administration and Assistant Dean, Educational Outreach		100	12	56,948	
To: Associate Professor (Non-tenure), Coordinator, Program Administration and Assistant Dean, Educational Outreach	1/1	100	12	58,348	
Source of Funds:					
\$ 54,847 - State					
3,501 - Grant Funds					
<u>\$ 58,348 - Total Salary</u>					

U. T. BOARD OF REGENTS' MEETING

JUNE 10, 1993

AMENDMENTS TO THE 1993 BUDGET
(Continued)

Item, Department, Title, Name	Effective Date	% Time	Full-time Salary		RBC
			No. Mos.	Rate	
<u>APPOINTMENTS, PROMOTIONS, AND SALARY INCREASES</u>					
HOUSTON NURSING SCHOOL					
Instructional Administration					
Dean, Cooperative M/S Program with Pan American University					
18. Marilyn Lotas					144
From: Associate Professor (Non-tenure) and Assistant Dean and Chairman		100	12	62,104	
To: Associate Professor (Non-tenure) and Assistant Dean and Chairman	2/1	100	12	66,275	
Source of Funds:					
\$ 41,090 - State					
25,185 - Grant Funds					
<u>\$ 66,275 - Total Salary</u>					
Instruction					
Cooperative M/S Program with Pan American University					
19. Miguel Da Cunha					141
From: Professor (Tenure) and Coordinator, Program Administration		100	12	65,840	
To: Professor (Tenure)	3/1	100	12	65,840	
Source of Funds:					
\$ 36,212 - State					
29,628 - Grant Funds					
<u>\$ 65,840 - Total Salary</u>					
ORGANIZED ACTIVITIES RELATED TO INSTRUCTION					
Houston Medical School					
Medical Skills Teaching Laboratory, Psychiatry and Behavioral Sciences					
20. Patricia M. Butler					120
From: Visiting Associate Professor and Associate Dean for Educational Programs		100	12	132,613	
To: Associate Professor and Associate Dean for Educational Programs	1/1	100	12	138,978	

U. T. BOARD OF REGENTS' MEETING

JUNE 10, 1993

AMENDMENTS TO THE 1993 BUDGET
(Continued)

<u>Item, Department, Title, Name</u>	<u>Effective Date</u>	<u>% Time</u>	<u>Full-time Salary</u>		<u>RBC</u>
			<u>No. Mos.</u>	<u>Rate</u>	
<u>APPOINTMENTS, PROMOTIONS, AND SALARY INCREASES</u>					
ORGANIZED ACTIVITIES RELATED TO INSTRUCTION					
Houston Medical School					
Medical Skills Teaching Laboratory, Psychiatry, Harris County Psychiatric Center					
21. Edward J. McLaughlin					119
From: Professor (Tenure) and Assistant Dean for Student Support		100	12	99,724	
To: Professor (Tenure) and Assistant Dean for Educational Programs	1/1	100	12	101,070	

U. T. BOARD OF REGENTS' MEETING

JUNE 10, 1993

AMENDMENTS TO THE 1993 BUDGET
(Continued)TRANSFERS OF FUNDSRBC

HOUSTON HEALTH SCIENCE CENTER

22. Amount of Transfer: \$216,832 153

From: Health Science Center Unallocated - Reserve

To: Data Processing - Capital Equipment Replacement

To provide funds for the purchase and installation of mainframe equipment during fiscal year 1992-93

23. Amount of Transfer: \$157,877 126

From: Support Services - Prior Year Balances - Building Services: Administration (\$8,834), Houston Main Building (\$164), Medical School (\$2,717), Dental Branch (\$14,103), Graduate School of Biomedical Sciences (\$4,733), President's Residence (\$2,762), Reuel A. Stallones (\$33,224), John Freeman Building (\$952), Speech and Hearing Institute (\$3,408), Operations Center Building (\$2,232), Mental Science Institute (\$20,929), Cyclotron Building (\$10), Operations (\$33) - Utilities Maintenance: Administration (\$122), Houston Main Building (\$50), Medical School (\$18,767), Dental Branch (\$21,198), Graduate School of Biomedical Sciences (\$1,669), President's Residence (\$179), Reuel A. Stallones (\$4,757), John Freeman Building (\$3,233), Speech and Hearing Institute (\$2,266), Operations Center Building (\$1,358), Mental Science Institute (\$8,986), Cyclotron Building (\$1,191)

To: Building Services - Administration - Reserve Fund

For use in fiscal year 1992-93 in accordance with our planning and resource allocation process allowing each unit to budget unexpended balance

24. Amount of Transfer: \$199,992 127

From: Purchased Utilities - Prior Year Balances - Medical School (\$6,342), Graduate School of Biomedical Sciences (\$23,672), Reuel A. Stallones (\$37,219), John Freeman Building (\$31,248), Speech and Hearing Institute (\$31,474), Mental Science Institute (\$15,336), Doctor's Center (\$191), Operations Center Building (\$2,996), President's Residence (\$2,101), Cyclotron (\$18,126), Hermann Professional Building (\$12,869), Houston Medical Center (\$10,944), One Fannin (\$5,009), Los Cedros (\$35), Woodlands (\$1,093), Townhouse (\$450), Kempwood (\$887)

To: Purchased Utilities - Medical School - Reserve Fund

For use in fiscal year 1992-93 in accordance with our planning and resource allocation process allowing each unit to budget unexpended balance

THE UNIVERSITY OF TEXAS HEALTH SCIENCE CENTER AT HOUSTON

U. T. BOARD OF REGENTS' MEETING

JUNE 10, 1993

AMENDMENTS TO THE 1993 BUDGET
(Continued)

<u>TRANSFERS OF FUNDS</u>	<u>RBC</u>
HOUSTON MEDICAL SCHOOL	
25. Amount of Transfer: \$100,000	150
From: Medical School Equipment Fund - Reserve	
To: Microbiology and Molecular Genetics - Reserve	
Funds are an installment on Dean's commitment to Dr. Samuel Kaplan upon acceptance of position as Chairman of the Department of Microbiology and Molecular Genetics.	
26. Amount of Transfer: \$100,000	149
From: Common Use Equipment - Computer Equipment/Software (\$22,000), Common Use Equipment - Lab Equipment (\$28,000) and Consolidation of Basic Sciences - Reserve (\$50,000)	
To: Pharmacology - Lab Equipment	
Funds will be utilized to replace Pharmacology laboratory common equipment as determined by Dr. George Stancel, department chairman.	
27. Amount of Transfer: \$134,291	129
From: Neurology - Prior Year Balance	
To: Neurology - Reserve Fund	
For use in fiscal year 1992-93 in accordance with our planning and resource allocation process allowing each unit to budget unexpended balance	
28. Amount of Transfer: \$135,503	131
From: Various Medical School Accounts - Prior Year Balances: Ophthalmology (-\$1,704), Pathology (-\$479), Medical School-Unallocated (\$137,686)	
To: Medical School Unallocated - Reserve Fund	
For use in fiscal year 1992-93 in accordance with our planning and resource allocation process allowing each unit to budget unexpended balance	

U. T. BOARD OF REGENTS' MEETING

JUNE 10, 1993

AMENDMENTS TO THE 1993 BUDGET
(Continued)TRANSFERS OF FUNDSRBC

HOUSTON MEDICAL SCHOOL

29. Amount of Transfer: \$179,282 130

From: Various Medical School Accounts - Prior Year Balances:
Dean (\$77,549), Academic Affairs (\$865), Clinical Affairs
(-\$5,021), Management and Administrative Services
(\$11,674), Information Network Services (\$2,059), Medical
School Equipment Fund (\$25,243), Interdisciplinary
Instructional Fund (\$44,721), Analytical Chemistry
Center (\$22,833), Library Reading Room and Central
Learning Resources (-\$2,839), Interdisciplinary
Research Group (\$531), Medical Teaching Skills
Laboratory (\$1,667)

To: Medical School Equipment Fund - Reserve Fund

For use in fiscal year 1992-93 in accordance with our
planning and resource allocation process allowing each
unit to budget unexpended balance

HOUSTON DENTAL BRANCH

30. Amount of Transfer: \$408,948 132

From: Various Dental Branch Accounts - Prior Year Balances:
Dean (\$22,361), Student Affairs (\$33,243), Anatomical
Sciences (\$6,773), General Practice (\$6,753),
Endodontics (\$1,223), Periodontics (-\$41,799),
Microbiology (\$8,955), Oral Diagnostic Sciences
(\$15,452), Oral Biomaterials (\$1,507), Biological
Chemistry (\$12,358), Pharmacology (\$5,570),
Physiology (\$1,078), Practice Relations and
Management (\$442), Community and Preventive Dentistry
(\$72,105), Orthodontics (\$196), Pediatric Dentistry
(-\$16,141), Removable Prosthodontics (\$7,106),
Occlusion and Fixed Prosthodontics (\$8,673),
Operative Dentistry (\$3,107), Academic Affairs
(\$24,853), Oral and Maxillofacial Surgery (\$1,557),
Technical Services (\$6,115), School of Dental Hygiene
(\$1,332), Uniform Service (\$2,670), Instructional
Program Fund (\$139,129), Education and Research
Computer Services (\$7,672), Instructional Development
Services (\$10,563), Medical Illustration (\$2,106),
Outpatient Division - General (\$21,297), Outpatient
Division - Nursing (\$9,190), Outpatient Division -
Laboratory (\$4,141), Dental Science Institute (\$5,968),
Dental Branch Library (\$2,113), Dental Branch-Unallocated
(\$21,280)

To: Dental Branch Unallocated - Reserve Fund

For use in fiscal year 1992-93 in accordance with our planning and
resource allocation process allowing each unit to budget unexpended
balance

THE UNIVERSITY OF TEXAS HEALTH SCIENCE CENTER AT HOUSTON

U. T. BOARD OF REGENTS' MEETING

JUNE 10, 1993

AMENDMENTS TO THE 1993 BUDGET
(Continued)TRANSFERS OF FUNDSRBC

HOUSTON ALLIED HEALTH SCIENCES SCHOOL

31. Amount of Transfer: \$200,635 133

From: Various Allied Health Accounts - Prior Year Balances: Dean (\$12,373), Office of Academic Affairs (\$11,043), Office of Administrative Affairs (\$5,369), Office of Student Affairs and Admissions (\$11,785), Office of Research (\$981), Health Information Technology and Education Center (\$750), Interdisciplinary Studies (\$62,805), Clinical Laboratory Sciences (\$8,043), Clinical Cytogenetics (\$2,107), Nutrition and Dietetics (\$6,280), Cardiovascular Perfusion (\$2,367), Biomedical Communications (\$5,166), Medical Imaging (\$534), Respiratory Care (\$6,886), Independent Learning Center (\$49,299), Allied Health-Unallocated (\$14,847)

To: Allied Health Unallocated - Reserve Fund

For use in fiscal year 1992-93 in accordance with our planning and resource allocation process allowing each unit to budget unexpended balance

PUBLIC HEALTH SCHOOL

32. Amount of Transfer: \$259,229 134

From: Various Public Health Accounts - Prior Year Balances: Dean (\$1,298), Associate Dean for Research (\$614), Associate Dean for Academic Affairs (\$344), Associate Dean for Management (\$125,726), Management and Policy Sciences (\$10,683), Behavior Sciences (\$1,745), Biometry (\$2,993), Environmental Sciences (\$2,712), Center for Health Promotion, Research and Development (\$14,953), Health Law Research Program (\$3,952), Health Policy Institute (\$14,814), Epidemiology (\$3,392), Human Ecology (\$2,356), Institute of Environmental Health (\$572), Health Nutrition Center (\$1), Center for Health and Manpower Studies (\$1), Southwest Center for Occupational Health and Safety (\$4,919), San Antonio Program (\$2,660), Central Support Services (\$580), Academic Support Services (\$37,412), Module Support (\$682), Audio-Visual Services (\$9,768), Computing Services-Operating (-\$2,102), Computer Systems Support (\$366), School of Public Health Library (\$1,828), School of Public Health-Unallocated (\$16,960)

To: School of Public Health Unallocated - Reserve Fund

For use in fiscal year 1992-93 in accordance with our planning and resource allocation process allowing each unit to budget unexpended balance

U. T. BOARD OF REGENTS' MEETING

JUNE 10, 1993

AMENDMENTS TO THE 1993 BUDGET
(Continued)

ANSFERS OF FUNDS

RBC

USTON NURSING SCHOOL

33. Amount of Transfer: \$230,782 135

From: Various School of Nursing Accounts - Prior Year Balances: Dean (\$42,690), Nurse Anesthesia Education (\$8,104), General Instruction (\$39,614), Acute and Continuing Care (\$15,018), Nursing Systems and Technology (\$18,149), Nursing for Vulnerable Populations (\$10,668), Cooperative M/S Program With Pan Am (\$77,051), Learning Resource Center (-\$39), School of Nursing-Unallocated (\$19,527)

To: School of Nursing Unallocated - Reserve Fund

For use in fiscal year 1992-93 in accordance with our planning and resource allocation process allowing each unit to budget unexpended balance

HARRIS COUNTY PSYCHIATRIC CENTER

34. Amount of Transfer: \$109,700 142

From: Harris County Psychiatric Center - Prior Year Balance

To: Harris County Psychiatric Center - Data Processing: Classified Salaries (\$94,000), Other Operating Expense (\$2,000), Telephones (\$200), Copy Service Charges (\$1,000), Consumable Supplies (\$1,000), Contract Services (\$500), Recruitment (\$1,000), Computer Equipment and Software (\$5,000), Domestic Travel (\$5,000)

For enhancement of the Hospital Information System and purchase of LAN-based products. This funding will cover the addition of three positions to work on program enhancements.

DESIGNATED FUNDS

35. Amount of Transfer: \$107,336 125

From: Texas Public Education Grant - Resident Medical School - Prior Year Balance

To: Texas Public Education Grant - Resident Medical School - Scholarships

To provide Medical School Residents with scholarships for the 1992-93 fiscal year

THE UNIVERSITY OF TEXAS HEALTH SCIENCE CENTER AT HOUSTON

U. T. BOARD OF REGENTS' MEETING

JUNE 10, 1993

AMENDMENTS TO THE 1993 BUDGET
(Continued)ANSFERS OF FUNDSRBC

SIGNATED FUNDS

36. Amount of Transfer: \$100,000 122

From: MSRDP - Dean's Development Fund - Reserve

To: MSRDP - Microbiology and Molecular Genetics - Reserve

Funds are an installment on Dean's commitment to Dr. Samuel Kaplan upon acceptance of position as Chairman of the Department of Microbiology and Molecular Genetics. This transfer does not increase the fiscal year 1992-93 operating budget.

37. Amount of Transfer: \$168,691 123

From: MSRDP - Dean's Development Fund - Nonmandatory Transfer Out

To: MSRDP - Neurobiology and Anatomy - Consumable Supplies

Funds are being transferred as part of the Basic Science Fringe Benefits Program. This transfer does not increase the fiscal year 1992-93 operating budget.

38. Amount of Transfer: \$300,000 124

From: MSRDP - Neurosurgery - Physical Medicine and Rehabilitation - Estimated Revenue

To: MSRDP - Neurosurgery - Physical Medicine and Rehabilitation - Reserve

To establish an operating budget for fiscal year 1992-93. Revenue to support this budget will be provided by Hermann Hospital under new agreement with Medical School to provide administrative physician support for Hermann Hospital's Rehabilitation Unit. This is a new agreement and was not anticipated at budget preparation time. It will be included in future budget submissions.

THE UNIVERSITY OF TEXAS HEALTH SCIENCE CENTER AT SAN ANTONIO

May 3, 1993

Dr. Charles B. Mullins
Executive Vice Chancellor
for Health Affairs
The University of Texas System
301 Colorado Street
Austin, Texas 78701

Attn: System Budget Office

Dear ^{Charlie}~~Dr. Mullins~~:

The docket for the June 10, 1993 meeting of the Board of Regents is submitted for your recommendation and presentation to the Board.

I recommend approval.

Sincerely,



John P. Howe, III, M.D.
President

JPH:or

THE UNIVERSITY OF TEXAS HEALTH SCIENCE CENTER AT SAN ANTONIO

U. T. BOARD OF REGENTS' MEETING

JUNE 10, 1993

TABLE OF CONTENTS

	<u>Page No.</u>
Ball Class Report	HS- 3
Standard Affiliation Agreements	HS- 8
Student License Agreements	HS- 9
Contracts and Grants for Research, Development, Clinical and Educational Services	
Over \$500,000 (Fund Coming In and/or Funds Going Out)	HS-10
Foreign (Fund Coming In and/or Funds Going Out)	HS-11
All Others	HS-12
Amendments to the 1993 Budget (Including faculty and staff appointments and changes in status and transfers of funds within existing budget totals)	HS-13

U. T. BOARD OF REGENTS' MEETING

JUNE 10, 1993

REPORT ON SMALL CLASSES, FALL 1992 AND SPRING 1993

Approval is recommended for the following list of small classes, pursuant to Section 51.403(d) of the Texas Education Code. The list has the administrative approval of the appropriate Executive Vice Chancellor.

<u>Course No.</u>	<u>Section No.</u>	<u>Enrollment</u>
<u>UNDERGRADUATE COURSES (Fall classes)</u>		
URE30091	01	1
URE30091	02	1
URE30091	03	4
URE30252	99	3
URS30327	02	2
URS30522	01	9
URS30522	02	9
URS30522	03	9
URS30522	04	9
URS30522	05	9
URS30522	06	9
URS30522	07	9
URS30522	08	9
URS30522	09	9
URS30522	10	9
URS30624	02	2
URS30812	02	9
URS30812	03	9
URS30812	04	9
URS30812	05	9
URS30812	06	9
URS30812	07	9
URS30812	08	9
URS30812	09	9
URS30812	10	9
URS30812	11	9
URS30911	02	7
URS30911	03	7
URS30911	04	7
URS30911	05	7
URS30911	06	7
URS30911	07	7
URS30911	08	7
URS30911	09	7
URS30911	10	7
URS30911	11	7
URS30925	02	2
URS30926	02	2
URS40213	02	2
URS40413	10	8
URS40413	11	7
URS40413	12	7
URS40504	02	8
URS40504	03	8
URS40504	04	8
URS40504	05	8
URS40504	06	8
URS40504	07	8
URS40504	08	8
URS40504	09	8

U. T. BOARD OF REGENTS' MEETING

JUNE 10, 1993

REPORT ON SMALL CLASSES, FALL 1992 AND SPRING 1993
(Continued)

Course No.	Section No.	Enrollment
JRS40504	10	8
JRS40513	02	8
JRS40513	03	8
JRS40513	04	8
JRS40513	05	8
JRS40513	06	8
JRS40513	07	8
JRS40513	08	8
JRS40513	09	8
JRS40513	10	8
URS40513	11	8
URS40523	02	7
URS40523	03	7
URS40523	04	7
URS40523	05	7
URS40523	06	7
URS40523	07	7
URS40523	08	7
URS40523	09	7
URS40523	10	7
URS40523	11	7
URS40523	12	7
URS40523	13	7
URS40612	10	8
URS40612	11	4
URS40612	12	4
URS40612	13	4
URS40613	10	8
URS40613	11	6
URS40613	12	6
URS40704	02	8
URS40704	03	8
URS40704	04	8
URS40704	05	8
URS40704	06	8
URS40704	07	8
URS40704	08	8
URS40704	09	8
URS40704	10	8
ELT20153	99	1
ELT20154	99	1
EDT20202	01	9
EDT30262	99	7
EDT30262	01	7
EDT40537	99	6
EDT40557	99	7
EDT40567	99	4
EDT40587	99	7
CCCT41272	99	9
CCCT41273	99	4
CCCT41273	01	1

GRADUATE COURSES (Fall classes)

IURE50091	02	1
IURE50091	03	2
IURE50091	04	1
IURE50091	05	2

THE UNIVERSITY OF TEXAS HEALTH SCIENCE CENTER AT SAN ANTONIO

U. T. BOARD OF REGENTS' MEETING

JUNE 10, 1993

REPORT ON SMALL CLASSES, FALL 1992 AND SPRING 1993
(Continued)

<u>Course No.</u>	<u>Section No.</u>	<u>Enrollment</u>
JRE50091	06	1
JRE50091	07	1
JRE50091	08	1
JRE50091	09	1
JRE50091	10	1
JRE50091	11	1
URE50115	01	2
URE50115	02	1
URE50152	99	4
URE50215	01	1
URE50252	99	4
URE50315	01	1
URS50285	99	3
URS50285	10	3
URS50326	99	4
URS50326	10	4
URS50327	99	1
URS50327	02	4
URS50368	99	4
URS60071	99	1
URS60071	01	2
URS60071	02	2
URS60098	01	1
URS60098	02	1
URS60098	03	1
URS60225	01	3
URS60298	01	1
URS70396	99	3
URS70396	10	3

UNDERGRADUATE COURSES (Spring classes)

URE30091	01	3
URE30252	99	9
URE30378	99	8
URS30522	02	8
URS30522	03	8
URS30522	04	8
URS30522	05	8
URS30522	06	8
URS30522	07	8
URS30522	08	8
URS30522	09	8
URS30522	10	8
URS30812	02	7
URS30812	03	7
URS30812	04	7
URS30812	05	7
URS30812	06	7
URS30812	07	7
URS30812	08	7
URS30812	09	7
URS30812	10	7
URS30812	11	7
URS30911	01	8
URS30911	02	8
URS30911	03	8
URS30911	04	8
URS30911	05	8

THE UNIVERSITY OF TEXAS HEALTH SCIENCE CENTER AT SAN ANTONIO

U. T. BOARD OF REGENTS' MEETING

JUNE 10, 1993

REPORT ON SMALL CLASSES, FALL 1992 AND SPRING 1993
(Continued)

Course No.	Section No.	Enrollment
JRS30911	06	8
JRS30911	07	8
JRS30911	08	8
JRS30911	09	8
JRS30911	10	8
JRS30911	11	8
JRS40112	02	2
JRS40112	12	2
JRS40413	02	5
JRS40504	02	9
JRS40504	03	9
JRS40504	04	9
JRS40504	05	9
JRS40504	07	9
JRS40504	08	9
JRS40504	09	9
JRS40504	10	9
URS40512	02	4
URS40512	12	4
URS40513	02	8
URS40513	04	8
URS40513	05	8
URS40513	06	8
URS40513	07	8
URS40513	08	8
URS40513	09	8
URS40513	10	8
URS40513	11	8
URS40523	02	7
URS40523	03	7
URS40523	04	7
URS40523	05	7
URS40523	06	7
URS40523	07	7
URS40523	08	7
URS40523	09	7
URS40523	10	7
URS40523	11	7
URS40523	12	7
URS40523	13	7
URS40612	11	8
URS40612	12	8
URS40612	13	8
URS40612	14	6
URS40613	02	4
URS40613	14	4
URS40613	15	4
URS40613	16	4
URS40704	02	9
URS40704	03	9
URS40704	04	9
URS40704	05	9
URS40704	06	9
URS40704	07	9
URS40704	08	9
URS40704	09	9
URS40704	10	9
DELT20220	99	1
DELT20228	99	1

THE UNIVERSITY OF TEXAS HEALTH SCIENCE CENTER AT SAN ANTONIO

U. T. BOARD OF REGENTS' MEETING

JUNE 10, 1993

REPORT ON SMALL CLASSES, FALL 1992 AND SPRING 1993
(Continued)

<u>Course No.</u>	<u>Section No.</u>	<u>Enrollment</u>
ELT20364	01	7
ELT20364	02	6
ELT20364	03	1
ELT20364	04	6
ELT20366	01	9
ELT20366	03	1
ELT21521	99	1
EDT20252	02	9
EDT20252	04	9
EDT30234	01	7
EDT40537	99	7
EDT40557	99	5
EDT40567	99	5
EDT40587	99	4
CCT41271	99	2
CCT41272	99	5

GRADUATE COURSES (Spring classes)

URE50091	01	1
URE50091	02	2
URE50091	03	1
URE50091	04	1
URE50091	05	1
URE50091	06	2
URE50091	07	3
URE50091	08	1
URE50091	09	1
URE50252	99	1
URE50315	01	2
URE50315	02	1
URE50315	03	1
URE50315	04	1
URS50560	99	3
URS50560	01	3
URS60071	01	1
URS60098	01	1
URS60098	02	1
URS60098	03	1
URS60474	01	1
URS60474	10	1
URS70099	01	1

U. T. BOARD OF REGENTS' MEETING

JUNE 10, 1993

STANDARD AFFILIATION AGREEMENTS

The agreement recommended for approval by the U. T. Board of Regents is based on the model agreement adopted on April 12, 1990.

I. Facility: Hospice San Antonio, Inc.
San Antonio, Texas
Date: February 24, 1993
Purpose: To provide work related educational experiences for UTHSC-San Antonio students

U. T. BOARD OF REGENTS' MEETING

JUNE 10, 1993

PATENT LICENSE AGREEMENTS

The following agreements have been awarded and are recommended for approval by the U. T. Board of Regents:

1. Licensee: Kendall Labs Inc.
Boerne, Texas 78006
Fee-Royalty: 6% royalty on net sales of licensed product
Period: January 1, 1993 through the end of the full term
of Patent
Description: Apparatus for Quantifying Components in Liquid
Samples - Amendment No. 1
2. Licensee: OsteoBiologics, Inc.
San Antonio, Texas 78245
Fee-Royalty: 5% of net sales for licensed products; 25% of
the gross revenues received by Licensee from
any sublicensee
Period: February 12, 1993 through the full end of the
term or terms for which Patent Rights have
not expired
Description: Arthroscopic indenter and method for using same
3. Licensee: OsteoBiologics, Inc.
San Antonio, Texas 78245
Fee-Royalty: 5% of net sales for licensed products; 25% of
the gross revenues received by Licensee from
any sublicensee
Period: February 12, 1993 through the full end of the
term or terms for which Patent Rights have
not expired
Description: Multi-phase bioerodible implant/carrier and
method of manufacturing using same

THE UNIVERSITY OF TEXAS HEALTH SCIENCE CENTER AT SAN ANTONIO

U. T. BOARD OF REGENTS' MEETING

JUNE 10, 1993

CONTRACTS OR GRANTS OVER \$500,000

(FUNDS COMING IN)

The following contracts or grants in an amount over \$500,000, have been awarded, have been administratively approved by the appropriate Executive Vice Chancellor, and are recommended for approval by the U. T. Board of Regents.

1. Grantor: Bexar County Hospital District
No.: None
New Funds: \$599,484
Current Period: January 1, 1993 through December 31, 1995
Title/Description: EMS First Responder Medical Control and Training Services

2. Grantor: Sterling Winthrop, Inc.
No.: None
New Funds: \$531,537
Current Period: December 15, 1992 through December 14, 1994
Title/Description: EPR-Spectrometer and X-Ray Spectrometer Research and Development

U. T. BOARD OF REGENTS' MEETING

JUNE 10, 1993

FOREIGN CONTRACTS AND GRANTS FOR RESEARCH,
DEVELOPMENT AND EDUCATIONAL SERVICES

(FUNDS COMING IN)

The following item has been awarded and is recommended for approval by the
J. T. Board of Regents:

1. Country:	Korea
Business/Entity:	Il-Yang Pharmaceutical Company, Ltd.
No.:	None
New Funds:	\$48,777.60
Current Period:	September 4, 1992 until completion of the STUDY as mutually agreed upon by the parties, herein above, or by either party giving thirty (30) days' advance notice of termination in the event of breach, whichever occurs first.
Title/Description:	Anti-inflammatory Efficacy of Ganoderma Lucidum

U. T. BOARD OF REGENTS' MEETING

JUNE 10, 1993

CONTRACTS AND GRANTS FOR RESEARCH, DEVELOPMENT, CLINICAL
AND EDUCATIONAL SERVICES

Since the Docket for the previous meeting of the U. T. Board of Regents, the following activity has taken place with regard to Contracts and Grants for Research, Development, Clinical and Educational Services:

A. Number of Initial Grant and Contract Awards

<u>Docket Item #</u>	<u>Total Funds In</u>	<u>Total Funds Out</u>	<u>Support Materials</u>
FY 93 452-507	\$ 7,186,630	\$ -0-	Report of Awards
FY 93 517-519	\$ 28,619	\$ 28,794	Report of IACs
FY 93 521-548	\$ 1,331,325	\$ -0-	Report of Contracts

B. Number of Fiscal Amendments to Grant and Contract Awards
(Increasing or Decreasing by \$10,000) or More)

<u>Docket Item #</u>	<u>Total Funds In</u>	<u>Total Funds Out</u>	<u>Support Materials</u>
FY 93 508-516	\$ 975,628	\$ -0-	Report of Awards
FY 93 520	\$ -0-	\$ 33,888.72	Report of IACs
FY 93 549-558	\$ 933,442	\$ -0-	Report of Contracts

U. T. BOARD OF REGENTS' MEETING

JUNE 10, 1993

AMENDMENTS TO THE 1993 BUDGET

The term "rate" for academic institutions is the full-time nine-month base rate and for health institutions is the full-time twelve month base rate; for all other personnel it is the full-time rate, the appointee receiving a proportionate amount depending upon the fraction of time for which he is appointed and the period of his appointment. Source of funds for payment of salaries, unless otherwise shown, is the departmental salaries account.

APPOINTMENTS TO NAMED PROFESSORSHIPS, ENDOWED FELLOWSHIPS, ENDOWED PROFESSORSHIPS, AND ENDOWED CHAIRS - 1993 BUDGET

Appointment was approved through Agenda or Docket action at prior meetings of the Board of Regents, as follows:

<u>Professorship or Chair and Department or School</u>	<u>Academic Rate</u>	<u>Chair or Professorship Appointment</u>	<u>Effective Date</u>
MEDICAL SCHOOL			
Orthopaedics			
Professor and Chairman/John J. Hinchey, MD, Chair			
1. James D. Heckman	\$145,140	\$145,140	3/1
(Tenure)			
(RBC 20)			

THE UNIVERSITY OF TEXAS HEALTH SCIENCE CENTER AT SAN ANTONIO

U. T. BOARD OF REGENTS' MEETING

JUNE 10, 1993

AMENDMENTS TO THE 1993 BUDGET
(Continued)

<u>Item, Department, Title, Name</u>	<u>Effective Date</u>	<u>% Time</u>	<u>Full-time Salary</u>		<u>RBC</u>
			<u>No. Mos.</u>	<u>Rate</u>	
<u>APPOINTMENTS, PROMOTIONS, AND SALARY INCREASES</u>					
GENERAL ADMINISTRATION					
Internal Audit Office					
2. Gayle Knight					24
From: Interim Director of Internal Audit		100	12	\$50,655	
To: Director of Internal Audit	3/24	100	12	72,000	
MEDICAL SCHOOL					
Medicine					
Professor					
3. Robert I. Gregerman	1/11	100	12	125,000	19
Source of Funds:					
\$ 27,186 - State					
97,814 - VA Medical Center					
\$125,000 - Total Compensation					
Biochemistry					
Associate Professor					
4. Lee McAlister-Henn	2/1	100	12	65,000	16

U. T. BOARD OF REGENTS' MEETING

JUNE 10, 1993

AMENDMENTS TO THE 1993 BUDGET
(Continued)

<u>Item, Department, Title, Name</u>	<u>Effective Date</u>	<u>% Time</u>	<u>Full-time Salary</u>		<u>RBC</u>
			<u>No. Mos.</u>	<u>Rate</u>	
<u>APPOINTMENTS, PROMOTIONS, AND SALARY INCREASES</u>					
DENTAL SCHOOL					
Community Dentistry					
5. Sena Narendran					18
From: Assistant Professor		100	12	\$44,680	
To: Assistant Professor	2/1	100	12	45,880	
Pediatric Dentistry					
6. James W. McCourt, Jr.					17
From: Assistant Professor		100	12	96,749	
To: Assistant Professor	2/1	100	12	144,959	
Source of Funds:					
\$ 78,209 - State					
66,750 - DSRDP Augmentation					
<u>\$144,959 - Total Compensation</u>					
DESIGNATED FUNDS					
University Clinic					
7. Johnny L. Conner					22
From: Assistant Director for Administration/Research Imaging Center		100	12	53,045	
To: Director of University Clinic	3/8	100	12	71,000	
Source of Funds:					
\$71,000 - MSRDP Funds					

THE UNIVERSITY OF TEXAS HEALTH SCIENCE CENTER AT SAN ANTONIO

U. T. BOARD OF REGENTS' MEETING

JUNE 10, 1993

AMENDMENTS TO THE 1993 BUDGET
(Continued)TRANSFERS OF FUNDSRBC

SPECIAL ITEM

Institute of Biotechnology

9. Amount of Transfer: \$575,088

21

From: Balance Forward

To: Maintenance and Operation

To transfer funds to support new faculty maintenance and operations.

THE UNIVERSITY OF TEXAS
MD ANDERSON
CANCER CENTER

2851

April 30, 1993

Office of the President

Dr. Charles B. Mullins
Executive Vice Chancellor
for Health Affairs
The University of Texas System
601 Colorado Street
Austin, Texas 78701

Atten: System Budget Office

Dear Dr. Mullins:

The docket for the June 10, 1993, meeting of the Board of Regents is submitted for your recommendation and presentation to the Board.

I recommend approval.

Sincerely,


Charles A. Lemaistre, M.D.
President

CAL:aj

U. T. BOARD OF REGENTS' MEETING

JUNE 10, 1993

TABLE OF CONTENTS

	<u>Page No.</u>
Gifts from Private Donors and Foundations	CC-3
Business Contracts for Services	CC-6
Funds Coming and/or Going Out	
Standard Affiliation Agreements	CC-7
Standard Easements	CC-8
Patent License Agreements	CC-9
Contracts and Grants for Research, Development, Clinical and Educational Services	
Over \$500,000 (Funds Coming In and/or Funds Going Out)	CC-10
All Others	CC-11
Amendments to the 1993 Budget (including faculty and staff appointments and changes in status and transfers of funds within existing budget totals)	CC-12

THE UNIVERSITY OF TEXAS M.D. ANDERSON CANCER CENTER

U. T. BOARD OF REGENTS' MEETING

JUNE 10, 1993

GIFTS FROM PRIVATE DONORS AND FOUNDATIONS

The following gifts have been received and are recommended for acceptance by the U. T. Board of Regents:

<u>Donor</u>	<u>Purpose</u>	<u>Amount</u>
1. The Cullen Foundation c/o Mr. Joseph C. Graf Executive Secretary P.O. Box 1600 Houston, TX 77251	First payment on a \$3.0 million pledge	\$400,000
2. T.L.L. Temple Foundation c/o Arthur Temple, Chairman Board of Trustees 109 Temple Boulevard Lufkin, TX 75901	Capital campaign	\$100,000
3. Bristol-Myers Squibb Company c/o Garnett C. Dezember, II Senior Product Manager P.O. Box 4500 Princeton, NJ 08543-4500	Breast cancer research	\$60,000
4. Lederle Laboratories c/o Laurie Letvak, M.D. Group Director Dept. of Clinical Devel. 401 N. Middletown Road Pearl River, NY 10965-1299	Lymphoma research	\$30,000
5. David Bruton, Jr. Charitable Trust c/o NationsBank P.O. Box 83000 Dallas, TX 75238-0774	Pain treatment	\$50,000
6. Max Kade Foundation, Inc. c/o Erich H. Markel President 100 Church Street New York, NY 10007	Postdoctoral research	\$25,900
7. Bristol-Myers Squibb Company Pharmaceutical Group Princeton, NJ 08543-4500	Thoracic surgery research	\$51,600*
8. Hoffman-La Roche, Inc. c/o J. Prestifilippo, M.D. Associate Director Professional Services 340 Kingsland Street Nutley, NJ 07110-1199	Leukemia research	\$30,000
9. Kimberly-Clark Foundation P.O. Box 619100 Dallas, Texas 75261-9100	First payment on a five- year pledge	\$200,000

U. T. BOARD OF REGENTS' MEETING

JUNE 10, 1993

GIFTS FROM PRIVATE DONORS AND FOUNDATIONS
(CONTINUED)

<u>Donor</u>	<u>Purpose</u>	<u>Amount</u>
10. Vivian L. Smith Foundation c/o Suzanne R. Benson Trustee 2000 West Loop South Suite 1900 Houston, TX 77027-3207	Educational programs in Research	\$200,000
11. Mike Hogg Fund c/o Joe S. Patane Assistant VP & Trust Officer First City, Texas P.O. Box 809 Houston, TX 77001	Educational programs in pathology	\$47,000
12. Mr. Raymond Weill 407 Royal Street New Orleans, LA 70130	Lymphoma research	\$50,000
13. Cook Group Incorporated c/o William A. Cook President 925 South Curry Pike P.O. Box 489 Bloomington, IN 47402	Microencapsulation research	\$500,000
14. Biological Humanics Foundation c/o Mary M. Cook President 3808 Euclid Avenue Dallas, TX 75205	Capital campaign	\$100,000
15. Elsa U. Pardee Foundation c/o Lucille M. Dougherty Executive Secretary P.O. Box 1866 Midland, MI 48641-1866	Cancer research	\$37,600
16. The Fondren Foundation c/o Walter N. Fondren, IV Member, Board of Governors P.O. Box 2558 Houston, TX 77252-8037	Second payment on a \$500,000 pledge	\$41,700
17. The Cockrell Foundation c/o Ernest H. Cockrell President and Director 1600 Smith, Suite 4600 Houston, TX 77002-7348	Third and final payment on a \$250,000 pledge	\$126,667
18. Charles Schusterman Revocable Trust c/o Stacy Schusterman Samson Plaza 2 W. 2nd St., 20th Floor Tulsa, OK 74103	Leukemia research	\$30,000

U. T. BOARD OF REGENTS' MEETING

JUNE 10, 1993

GIFTS FROM PRIVATE DONORS AND FOUNDATIONS
(CONTINUED)

<u>Donor</u>	<u>Purpose</u>	<u>Amount</u>
19. Mr. Fred Keller 225 Dunbar Road Palm Beach, FL 33480	Leukemia research	\$50,000
20. Pfizer Pharmaceuticals c/o C. Douglas Webb, Ph.D. 235 East 42nd Street New York, NY 10017-5755	Mycology research program	\$34,000
21. Amgen, Inc. c/o Ronald P. Evens, Pharm.D. Director, Professional Services 1840 DeHavilland Drive Thousand Oaks, CA 91320-1789	Oncology Fellowship	\$50,000

*No letter of transmittal from the donor

THE UNIVERSITY OF TEXAS M.D. ANDERSON CANCER CENTER

U. T. BOARD OF REGENTS' MEETING

JUNE 10, 1993

BUSINESS CONTRACTS FOR SERVICES

(FUNDS GOING-OUT)

The following contract has been awarded, has been administratively approved by the appropriate Executive Vice Chancellor, and is recommended for ratification by the U.T. Board of Regents:

- | | |
|--------------------|---|
| 1. Agency: | Associated Production Music |
| Funds: | \$2,200 |
| Period: | November 30, 1992 through November 29, 1993 |
| Title/Description: | Music Use Agreement |

THE UNIVERSITY OF TEXAS M.D. ANDERSON CANCER CENTER

U. T. BOARD OF REGENTS' MEETING

JUNE 10, 1993

STANDARD AFFILIATION AGREEMENTS

The agreement recommended for approval by the U.T. Board of Regents is based on the model adopted on April 12, 1990.

1. Facility: Houston Independent School District
Houston, Texas
Date: February 2, 1993
Purpose: Agreement to establish and implement an educational program for the patients of the Cancer Center who qualify for educational services

U. T. BOARD OF REGENTS' MEETING

JUNE 10, 1993

STANDARD EASEMENTS

The following easements have been approved by the Office of General Counsel and are recommended for approval by the U.T. Board of Regents:

1. Grantee: Houston Lighting & Power Company
Location: Harris County, Houston, Texas
Funds: \$1.00
Date: March 9, 1993
Description: An easement for electric distribution facilities (consisting of all necessary and desirable equipment and appurtenances) at, below and from ground level upward, located on, under, over, and across 0.213-acre tract or parcel of land out of the Pleasant W. Rose League & Labor, Abstract 645, in Harris County, Texas

2. Grantee: Houston Lighting & Power Company
Location: Harris County, Houston, Texas
Funds: \$1.00
Date: March 18, 1993
Description: An easement for electric distribution facilities (consisting of all necessary and desirable equipment and appurtenances) at, below and from ground level upward, located on, under, over, and across 4.3869 acres of land located within the P. W. Rose Survey, Abstract 645, in Harris County, Texas

THE UNIVERSITY OF TEXAS M.D. ANDERSON CANCER CENTER

U. T. BOARD OF REGENTS' MEETING

JUNE 10, 1993

PATENT LICENSE AGREEMENTS

The following agreements have been awarded and are recommended for approval by the U.T. Board of Regents:

1. Licensee: Brandes Brothers Constructors, Inc.
Austin, Texas
Fee-Royalty: Running royalty equal to 3% of net sales for the first year after 4/1/93 and 5% for each year thereafter; 50% received from any sublicensee
Period: April 1, 1993 until last to expire patent or upon 90 days notice of uncured breach
Description: Geodesic Primadome
2. Licensee: Strotech, Inc.
Detroit, Michigan
Fee-Royalty: Running royalty equal to 7% of net sales; 50% received from any sublicensee
Period: March 25, 1993 until last to expire patent or upon 60 days notice of uncured breach
Description: Arginine-Free TPN for Hypotension

U. T. BOARD OF REGENTS' MEETING

JUNE 10, 1993

CONTRACTS OR GRANTS OVER \$500,000

(FUNDS COMING IN)

The following contract or grant in an amount over \$500,000 has been awarded, has been administratively approved by the appropriate Executive Vice Chancellor, and is recommended for approval by the U.T. Board of Regents:

1. Grantor: Texas Biomedical Development Partners
No.: CS 93-27
New Funds: \$515,000
Current Period: February 11, 1993 through August 10, 1994
Title/Description: Clinical Protocol for Modification of
Oncogene and Tumor Suppressor Gene Expression
in Non-Small Cell Lung Cancer (NSCLC)

U. T. BOARD OF REGENTS' MEETING

JUNE 10, 1993

CONTRACTS AND GRANTS FOR RESEARCH, DEVELOPMENT, CLINICAL
AND EDUCATIONAL SERVICES

Since the Docket for the previous meeting of the U. T. Board of Regents, the following activity has taken place with regard to Contracts and Grants for Research, Development, Clinical and Educational Services:

A. Number of Initial Grant and Contract Awards

<u>Docket Item #</u>	<u>Total Funds In</u>	<u>Total Funds Out</u>	<u>Support Materials</u>
FY 93 270-302	\$ 4,901,559	\$ -0-	Report of Awards
FY 93 306-309	\$ 93,160	\$ 6,028.80	Report of IACs
FY 93 311-335	\$ 1,801,082	\$ -0-	Report of Contracts

B. Number of Fiscal Amendments to Grant and Contract Awards
(Increasing or Decreasing by \$10,000 or More)

<u>Docket Item #</u>	<u>Total Funds In</u>	<u>Total Funds Out</u>	<u>Support Materials</u>
FY 93 303-305	\$ 200,247	\$ -0-	Report of Awards
FY 93 310	\$ 25,000	\$ -0-	Report of IACs
FY 93 336-337	\$ 209,570	\$ -0-	Report of Contracts

U. T. BOARD OF REGENTS' MEETING

JUNE 10, 1993

AMENDMENTS TO THE 1993 BUDGET

The term "rate" for academic institutions is the full-time nine-month base rate and for the health institutions is the full-time twelve month base rate; for all other personnel it is the full rate, the appointee receiving a proportionate amount depending upon the fraction of time for which he is appointed and the period of his appointment. Source of funds for payment of salaries, unless otherwise shown, is the departmental salaries account.

<u>Item, Department, Title, Name</u>	<u>Effective Date</u>	<u>% Time</u>	<u>No. Mos.</u>	<u>Rate</u>	<u>RBC</u>
<u>APPOINTMENTS, PROMOTIONS, AND SALARY INCREASES</u>					
GENERAL ADMINISTRATION					
Office of Executive VP for Administration & Finance Director of Administration & Operations					
1. Nancy Young	2/08/93	100	12	\$63,000	46
THE TUMOR INSTITUTE - EDUCATION					
Office of VP for Academic Affairs Director, Office of Staff Services					
2. Susan Gilbert	3/22/93	100	12	\$69,500	51
PHYSICIANS REFERRAL SERVICE					
Associate VP and Director of Physicians Referral Service					
3. Barry M. Massey	4/1/93	100	12	\$125,000	53
Source of Funds: <u>\$125,000</u> - Other					
THE TUMOR INSTITUTE - MEDICAL STAFF					
Office of VP for Patient Care					
4. David C. Hohn, M.D.					48
From: VP for Patient Care (Ad Interim) & Physician- in-Chief (Ad Interim & Professor, Term					
		100	12	\$261,635	
To: VP for Patient Care & Physician-in-Chief & Professor, Term					
	4/1/93	100	12	\$295,000	
Source of Funds: \$147,500 - State 147,500 - PRS Augmentation <u>\$295,000</u> - Total Compensation					
5. David O. Nichols					50
From: Associate Administrator for Patient Care Assessment					
		100	12	\$80,171	
To: Associate VP for Patient Care Administration					
	4/1/93	100	12	\$95,000	

THE UNIVERSITY OF TEXAS M.D. ANDERSON CANCER CENTER

U. T. BOARD OF REGENTS' MEETING

JUNE 10, 1993

AMENDMENTS TO THE 1993 BUDGET
(CONTINUED)

<u>TRANSFER OF FUNDS</u>	<u>RBC</u>
6. Amount of Transfer: \$1,267,803.56	45
From: Office of President	\$4,672.01
Internal Audit	1,028.48
Off EVP Admin & Finance	872.51
Off Assoc VP Admin Services	1,300.14
Off Assoc VP Bus Affairs	786.11
Budget Office	1,539.41
Human Resources	11,069.51
Financial Systems Admin	3,150.87
Dir of Fiscal Services	4,420.06
Off VP Patient Care	1,622.05
Division of Medicine	430.34
Medical Oncology	1,969.74
Medical Specialties	902.20
Neuro-Oncology	690.16
Division of Surgery	5,796.66
Dental Oncology	1,816.26
General Surgery	4,291.29
Reconstr & Plastic Surgery	1,028.48
Gynecology	2,567.89
Head & Neck Surgery	1,249.88
Thoracic Surgery	1,178.85
Urology	1,761.85
Neuro-Surgery	1,178.85
Radiotherapy	690.16
Radiation Physics	1,438.26
Pediatrics	1,028.48
Anderson Cntr Angio/Interventional	14,535.46
Laboratory Medicine	1,028.48
Off VP for Research	1,028.48
Biochem & Molec Biology	4,994.94
Biomathematics	9,238.48
Interferon Research	1,178.85
Immunology	821.84
Molecular Genetics	2,376.40
Tumor Biology	1,787.18
Veterinary Medicine & Surgery	3,219.82
Molecular Pathology	1,902.85
Experimental Pediatrics	1,028.48
Clin Immunol & Biol Therapy	1,176.78
Endocrinology	4,506.26
Hematology	11,453.91
Anderson Cntr CAT Scan	1,694.12
Cyclotron Isotope Lab	1,393.80
Nuclear Medicine	402.51
Off VP Academic Affairs	797.33
Off Planning & Institut Studies	3,015.47
Cancer Public Education	4,680.71
Extension Studies	1,102.83
Scientific Publications	1,257.78
Off VP & COD Hosp & Clinics	1,488.11
JCAHO/Quality Improvement	786.11
Pharmacy	16,563.13
Patient Care Info Systems	14,051.72
Anatomical Path Svcs	4,904.18

U. T. BOARD OF REGENTS' MEETING

JUNE 10, 1993

AMENDMENTS TO THE 1993 BUDGET
(CONTINUED)TRANSFER FROM CONTINUED (RBC 45):

Anesthesiology Svcs	23,913.62
Bone Marrow Transplantation	1,425.17
Bone Marrow Transplantation	1,389.87
Cardiology Services	2,573.48
Dental Services	1,521.75
Anderson Cntr Radiography	4,403.84
EEG Service	1,219.14
Diag Rad-Clark Clin-Radiog/Fluor	811.23
AC Angio Interventional	461.07
Molecular Diagnostic Lab	2,483.15
Lab Med-Chemistry	5,686.57
Lab Med-Special Chemistry	1,257.78
Lab Med-Microbiology	2,134.64
Lab Med-Hematology	1,257.78
Lab Med-Hematopathology	308.63
Lab Med-Stat Lab	2,602.77
Lab Med-Cytogenetics	10,436.66
Lab Med-Lab Immunology	1,257.78
Lab Med-Blood Bank	1,218.50
Lab Med-Transfusion Medicine	3,982.26
Radiation Physics	5,647.35
Lab Medicine Services	5,655.64
Lab Med-HLA	3,254.93
Radiotherapy Service	6,294.87
Respiratory Care	9,618.53
Admissions	1,576.17
New Patient Services	3,357.73
Clin Admin Services	6,643.06
Station 1-Radiotherapy	2,304.75
Station 7-Prevention & Detection	902.07
Station 19-Ambulatory Trmt Center	2,649.51
Station 57-Neurology	2,285.43
Station 59-Dental	1,816.26
Station 77-Leukemia	262.31
Station 79-Pheresis	902.07
Station 80-General Surgery	2,202.21
Station 82-Gynecology	2,496.73
Station 85-Thoracic	2,641.41
Station 87-Gen Onc/Medical Spec	543.94
Medical Records-Admin	3,331.97
Medical Records-Record Retrieval Serv	2,707.25
Medical Records-Record Maint Serv	4,094.82
Medical Records-Transcription Serv	7,329.83
Medical Records-Medical Records Serv	8,984.50
Rehab Med Serv	8,621.05
Social Work	2,554.79
Linen Services	653.60
Nutrition & Food Service	5,395.18
CS-Admin	1,488.11
CS-Sterile Process	821.84
CS-Patient Equip	729.19
CS-Supply Distribution	729.19
Operating Room-Sterile Process	671.46
Operating Room-Materials Mgmt	1,455.29
Diag Rad-Clark Clin CAT Scan	2,116.37
Diag Rad-Mammography	1,344.18
Diag Rad-MRI	1,869.43

THE UNIVERSITY OF TEXAS M.D. ANDERSON CANCER CENTER

U. T. BOARD OF REGENTS' MEETING

JUNE 10, 1993

AMENDMENTS TO THE 1993 BUDGET
(CONTINUED)TRANSFER FROM CONTINUED (RBC 45):

Diag Rad Admin	3,016.91
Patent Transportation	6,160.04
Inpatient Mgmt Serv	9,685.16
Credit & Collections	2,100.79
Patient Care Business Affairs	2,275.87
Registration & Finan Eval	2,825.21
Insurance	1,657.36
Patient Accounts	1,186.53
Patient Educ/Off Public Affairs	1,257.78
Off VP Patient Affairs	5,397.44
Enterprise Systems	5,968.84
Central Stores	235.11
Procurement Services	4,183.91
Strategic Info Systems	1,118.63
Computing Resources	7,700.77
Mail Room	434.69
Development Office	4,174.80
Office of Public Affairs	3,027.51
Special Projects	2,529.04
Biomedical Communications	489.53
Employee Health Services	3,433.95
Internal Legal Services	3,905.01
Carcinogenesis	1,555.18
Veterinary Resources Business Off	2,340.46
Physical Plant-SP	812.07
Police Department	2,952.11
Design & Constr Serv	1,361.21
Building Services	4,745.47
Facilities Resources	5,191.01
Environmental Health & Safety	1,301.60
Physical Plant Operations	5,953.67
Off VP Cancer Prevention	4,110.41
Patient Studies	2,761.03
Patient Care Services	470,279.24
Mail Room	30,000.00
Physical Plant-Science Park	130,000.00
Physical Plant Tech Services	93,000.00
Physical Plant Facility Oper	13,000.00
Physical Plant HMB Oper	8,705.00
Facilities Res Resource Control	1,955.00
Facilities Res Work Control	7,820.00
Off Exec Dir Facility Services	50,000.00
Total	<u>\$1,267,803.56</u>
To: Reserve for Vacancy Savings	\$463,044.32
Quality Improvements	200.00
Dir of Nursing Office	2,120.00
Nursing Service-Educ	600.00
Nursing Service-Operating Room	200.00
Nursing Service-POCU	200.00
Division of Medicine	600.00
Medical Oncology	140.00
Neuro-Oncology	400.00
General Surgery	200.00
Reconstr & Plastic Surgery	200.00
Gynecology	400.00

THE UNIVERSITY OF TEXAS M.D. ANDERSON CANCER CENTER

U. T. BOARD OF REGENTS' MEETING

JUNE 10, 1993

AMENDMENTS TO THE 1993 BUDGET
(CONTINUED)TRANSFER TO CONTINUED (RBC 45):

Head & Neck Surgery	200.00
Urology	344.00
Neuro-Surgery	200.00
Radiotherapy	600.00
Office of Protocol Research	200.00
Hematology	3,706.00
Anderson Cntr CAT Scan	200.00
Cancer Public Educ	1,000.00
Quality Improvement	2,600.00
Anesthesiology Serv	5,520.00
Clin Isotopes	600.00
AC Angio Interventional	400.00
Lab Med-Pheresis	200.00
Lab Med-Infection Control	200.00
Surgical Care Lab	400.00
Dir of Nursing Office	600.00
Nursing Service-Educ	3,400.00
Nursing Service-Clin	38,200.00
Nursing Service-Hosp	96,280.00
CS-Admin	200.00
Diag Rad-Clark Clin CAT Scan	1,200.00
Diag Rad-MRI	200.00
Employee Health Service	200.00
Medical Oncology	205.00
Medical Oncology	597.00
Medical Oncology	422.00
Medical Oncology	492.25
Medical Specialties	769.00
Neuro-Oncology	292.00
Division of Surgery	570.00
Anesthesiology	16.14
Dental Oncology	2,200.00
General Surgery	455.40
Reconstr & Plastic Surgery	75.00
Gynecology	888.00
Head & Neck Surgery	817.00
Thoracic Surgery	820.00
Urology	153.90
Urology	378.80
Pediatrics	171.00
Exper Pathology	1,158.00
Biochem & Molec Biology	2,535.00
Interferon Research	2,870.00
Immunology	1,827.72
Molecular Genetics	7,704.00
Tumor Biology	3,237.50
Vet Medicine & Surgery	3,331.00
Exper Pediatrics	1,690.00
Laser Biology Program	422.00
Pulmonary Medicine	1,800.00
Clin Immunol & Biol Therapy	379.40
Endocrinology	769.00
Hematology	5,662.77
Cancer Public Educ	323.25
Quality Improvement	624.00
Pharmacy	11,310.00

U. T. BOARD OF REGENTS' MEETING

JUNE 10, 1993

AMENDMENTS TO THE 1993 BUDGET
(CONTINUED)TRANSFER TO CONTINUED (RBC 45):

Anatomical Pathology Services	13,762.34
Anesthesiology Service	623.00
Cardiology Services	1,240.00
Lab Medicine	73,301.25
Radiotherapy	6,921.20
Respiratory Care	6,760.00
Surgical Care Lab	132.00
Clinic Admin Serv	17,446.00
Rehab Med Service	2,734.00
Social Work	1,800.00
Linen Services	11,028.89
Nutrition & Food Service	17,250.00
Diag Rad-Admin	30,927.00
Inpatient Mgmt Services	19,400.00
Central Stores	749.25
Employee Health Service	400.00
Carcinogenesis Bus Off	5,546.84
Veterinary Resources	546.00
Biomed/Clin Eng	270.00
Building Services	25,965.00
Facilities Resources	1,408.86
Environmental Health & Safety	2,349.20
Physical Plant Operations	12,842.28
Off Exec VP Admin & Finance	246,806.00
Patient Care Services	87,674.00
Total	<u>\$1,267,803.56</u>

Budget change necessary to effect changes in operations not previously anticipated. This budget change does not involve the addition of any funds; it is only a shift in allocation.

U. T. BOARD OF REGENTS' MEETING

JUNE 10, 1993

AMENDMENTS TO THE 1993 BUDGET
(CONTINUED)

<u>TRANSFER OF FUNDS</u>	<u>RBC</u>
7. Amount of Transfer: \$5,980,515.56	47
From: Office of President	\$5,682.43
Internal Audit	1,250.94
Off Exec VP Admin & Finance	1,111.01
Off Assoc VP Admin Serv	1,581.76
Budget Office	468.18
Property Control	1,238.95
Human Resources	16,856.96
Financial Systems Administration	3,902.18
Dir of Fiscal Services	5,284.38
Off VP Patient Care	1,250.94
Division of Medicine	3,667.54
Medical Oncology	3,677.15
Medical Specialties	823.01
Neuro-Oncology	1,250.94
Division of Surgery	6,564.33
Dental Oncology	2,613.41
General Surgery	6,658.46
Reconstr & Plastic Surgery	1,250.94
Gynecology	4,996.42
Head & Neck Surgery	2,265.60
Thoracic Surgery	1,530.08
Urology	2,027.99
Neuro-Surgery	2,529.95
Radiotherapy	1,250.94
Radiation Physics	1,312.06
Pathology	443.44
Pediatrics	1,212.54
Anderson Cntr Angio/Interventional	5,835.65
Laboratory Medicine	938.21
Off VP Research	2,619.86
Biochem & Molecular Biology	6,819.08
Biomathematics	10,441.58
Interferon Research	1,530.08
Immunology	1,311.87
Molecular Genetics	3,773.14
Tumor Biology	3,078.26
Veterinary Medicine	3,549.94
Molecular Pathology	2,714.93
Experimental Pediatrics	1,250.94
Pulmonary Medicine	685.66
Clin Immunol & Biol Therapy	1,431.14
Endocrinology	4,401.95
Hematology	10,158.98
Anderson Center CAT Scan	586.51
Cyclotron Isotope Lab	1,809.95
Nuclear Medicine	357.78
Off VP Academic Affairs	969.60
Off Planning & Institut Studies	4,026.79
Cancer Public Education	3,056.28
Extension Studies	357.78
Scientific Publications	2,466.45
Off VP & COO Hosp & Clinics	904.98
JACHO/Quality Improvement	1,324.24
Pharmacy	20,427.43

U. T. BOARD OF REGENTS' MEETING

JUNE 10, 1993

AMENDMENTS TO THE 1993 BUDGET
(CONTINUED)TRANSFER FROM CONTINUED (RBC 47):

Patient Care Info Systems	20,354.29
Anatomical Path Svcs	11,148.83
Anesthesiology Svcs	29,149.55
Bone Marrow Transplt	1,657.82
Bone Marrow Transplt	909.04
Cardiology Services	1,665.41
Dental Services	3,513.60
Anderson Cntr Radiog	3,437.70
EEG	1,186.32
Diag Rad-Clark Cl-Radiog/Fluor	742.14
AC Angio Interventional	208.98
Surgery Scheduling	3,571.17
Molecular Diag Lab	2,415.12
Lab Med-Chemistry	5,841.18
Lab Med-Special Chemistry	1,530.08
Lab Med-Microbiology	2,658.45
Lab Med-Hematology	1,530.08
Lab Med-Hematopathology	1,097.34
Lab Med-Stat Lab	3,652.58
Lab Med-Cytogenetics	8,057.29
Lab Med-Lab Immunol	1,939.18
Lab Med-Blood Bank	1,108.60
Lab Med-Transfusion Medicine	4,801.44
Radiation Physics	7,144.22
Lab Med Services	3,221.34
Lab Med-HLA	3,722.55
Radiotherapy Services	7,893.54
Respiratory Care	12,405.13
Admissions	1,815.87
New Patient Services	4,084.38
Clinic Admin Svcs	6,812.26
Station 1-Radiotherapy	3,238.14
Station 7-Prevent & Detection	823.01
Station 19-Ambulatory Trmt Cntr	2,903.62
Station 54-Head & Neck Surgery	727.20
Station 55-Melanoma/Sarcoma	274.34
Station 57-Neurology	2,504.84
Station 59-Dental	3,065.90
Station 77-Leukemia	1,939.20
Station 79-Pheresis	1,097.34
Station 80-General Surgery	3,648.70
Station 82-Gynecology	2,309.34
Station 85-Thoracic	2,276.65
Station 87-General Oncol/Med Spec	484.80
Medical Records Administration	2,606.02
Medical Records-Record Retrieval Serv	3,417.57
Medical Records-Record Maint Serv	3,104.08
Medical Records-Transcrip Serv	11,058.77
Medical Records-Medical Records Serv	13,349.98
Rehab Med Svc	10,486.82
Social Work	5,187.28
Volunteer Services	938.21
Nutrition & Food Serv	5,137.06
CS-Admin	1,809.95
CS-Sterile Process	914.94
CS-Patient Equip	886.88
CS-Supply Distribution	221.72

U. T. BOARD OF REGENTS' MEETING

JUNE 10, 1993

AMENDMENTS TO THE 1993 BUDGET
(CONTINUED)TRANSFER FROM CONTINUED (RBC 47):

Operating Room-Sterile Process	999.14
Operating Room-Materials Mgmt	1,809.95
Diag Rad-Clark Clin CAT Scan	4,782.96
Diag Rad-MRI	3,184.58
Diag Rad Admin	8,836.54
Patient Transprt	7,343.94
Inpatient Mgmt Serv	7,983.94
Inpatient Mgmt Svc-MICU	1,392.36
Inpatient Mgmt SVC-SICU	443.44
Inpatient Mgmt Svc-5W	665.16
Inpatient Mgmt Svc-6W	727.20
Inpatient Mgmt Svc-6E	665.16
Inpatient Mgmt Svc-6LP	1,330.32
Inpatient Mgmt Svc-8LP	727.20
Inpatient Mgmt Svc-7LP	886.88
Credit & Collections	3,380.86
Patient Care Business Affairs	2,815.74
Reg & Financial Eval	1,251.31
Insurance	2,109.77
Patient Care Cost Analysis & Pricing	904.98
Patient Accounts	1,032.35
Patient Educ/Off Pub Affairs	1,530.08
Off VP Patient Affairs	4,087.35
Off Tech Devel	468.18
Enterprise Systems	7,261.25
Central Stores	417.97
Procurement Services	4,481.12
Computing Resources	9,349.42
Mail Room	590.95
Devel Off	5,489.70
Off Public Affairs	3,682.69
Special Projects	3,077.15
Employee Health Serv	2,421.21
Internal Legal Serv	3,170.02
Carcinogenesis	1,386.08
Vet Resources	393.97
Vet Resources Bus Off	1,097.34
Physical Plant-SP	2,878.58
Police Dept	4,734.42
Design & Constr Serv	2,702.02
Building Services	3,808.31
Facilities Resourecs	15,589.55
Environ Health & Safety	1,530.08
Physical Plant Operations	11,348.04
Off VP Cancer Prevention	5,525.70
Patient Studies	2,947.17
Off Exec VP Admin & Finance	281,645.00
Off Exec Dir Facility Serv	130,000.00
Alloc Provision Capital Funded by GR Return	4,992,409.00
Total	<u>\$5,980,515.56</u>

U. T. BOARD OF REGENTS' MEETING

JUNE 10, 1993

AMENDMENTS TO THE 1993 BUDGET
(CONTINUED)TRANSFER CONTINUED (RBC 47):

To:	Reserve for Vacancy Savings	\$576,461.56
	Office of President	6,738.00
	Internal Audit	15,207.00
	Off Exec VP Admin & Finance	6,699.00
	Off Assoc VP Admin Serv	561.00
	Off Assoc VP Bus Affairs	6,678.00
	Budget Office	5,652.00
	Property Control	4,242.00
	Human Resources	46,084.00
	Finan Syst Admin	18,459.00
	Director of Fiscal Serv	71,061.00
	Off VP Patient Care	10,779.00
	Division of Medicine	12,619.00
	Medical Oncology	26,914.00
	Medical Specialties	8,994.00
	Neuro-Oncology	8,554.00
	Division of Surgery	11,129.00
	Anesthesiology	8,816.00
	Dental Oncology	2,638.00
	General Surgery	12,479.00
	Reconstr/Plastic Surgery	2,977.00
	Gynecology	11,578.00
	Head & Neck Surgery	11,973.00
	Thoracic Surgery	7,525.00
	Urology	8,743.00
	Neuro-Surgery	6,024.00
	Radiotherapy	9,043.00
	Radiation Physics	3,977.00
	Pathology	10,285.00
	Pediatrics	8,749.00
	Anderson Cntr Angio/Interv	2,037.00
	Lab Med	2,707.00
	Off VP for Research	6,005.00
	Off Protocol Research	1,106.00
	Exper Pathology	4,670.00
	Biochem & Molec Biology	16,793.00
	Biomathematics	9,452.00
	Cell Biology	5,627.00
	Interferon Research	5,850.00
	Immunology	10,217.00
	Molecular Genetics	19,144.00
	Tumor Biology	18,898.00
	Vet Med & Surgery	19,826.00
	Molecular Pathology	7,313.00
	Exper Pediatrics	8,624.00
	Laser Biology Program	1,865.00
	Cardio-Pulmonary Funct Lab	3,850.00
	Clin Immunol & Biol Therapy	5,477.00
	Endocrinology	6,232.00
	Hematology	22,932.00
	Anderson Cntr Ct	8,448.00
	Cyclotron Isotope Lab	4,588.00
	Nuclear Medicine	2,149.00
	Exper Diag Rad	4,041.00
	Exper Radiotherapy	4,705.00
	Off VP Acad Affairs	5,735.00

U. T. BOARD OF REGENTS' MEETING

JUNE 10, 1993

AMENDMENTS TO THE 1993 BUDGET
(CONTINUED)TRANSFER TO CONTINUED (RBC 47):

Off Conf Serv, Accred & Doc	4,521.00
Off Planning & Institut Studies	4,555.00
Cancer Public Educ	11,534.00
Off of Educ-Ext Studies	4,199.00
Research Tumor Registry	475.00
Scientific Publications	9,085.00
Off Assoc VP Academic Affairs	2,813.00
Educ Pub Serv	3,881.00
Off Cancer Cntr Allied Health	581.00
Res Medical Library	8,032.00
Quality Improvement	11,665.00
Off VP & COO Hosp & Clinics	5,622.00
JCAHO/Quality Improvement	1,173.00
Patient Care Facilities	665.00
Hospital Admin	2,421.00
Pharmacy	152,959.00
Patient Care Info Syst	30,212.00
Anat Patho Services	58,340.00
Anesthesiology Service	64,005.00
BMT Pheresis	12,070.00
Bone Marrow Transplt	9,548.00
Cardiology Services	17,178.00
Clinical Isotopes	16,269.00
Dental Services	10,312.00
Anderson Cntr Radiog	21,553.00
EEG Service	2,400.00
Clark Clinic-Radiog/Fluor	14,781.00
AC Angio Interventional	9,564.00
Surgery Scheduling	3,320.00
Molecular Diag Lab	3,761.00
Lab Med-Chemistry	17,020.00
Lab Med-Special Chemistry	14,220.00
Lab Med-Microbiology	21,381.00
Lab Med-Hematology	16,048.00
Lab Med-Hematopathology	8,361.00
Lab Med-Stat Lab	14,440.00
Lab Med-Cytogenetics	15,554.00
Lab Med-Lab Immunol	10,483.00
Lab Med-Pheresis	7,207.00
Lab Med-Blood Bank	13,543.00
Transfusion Medicine	27,330.00
Radiation Physics	25,777.00
Lab Med Service	63,256.00
Radiotherapy Service	50,703.00
Respiratory Care	51,692.00
Surgical Care Lab	4,064.00
Admissions	9,654.00
New Patient Services	14,690.00
Clinic Admin Serv	15,386.00
Station 1-Radiotherapy	8,155.00
Station 7-Prevention & Detection	2,005.00
Station 10-Infusion Therapy	2,109.00
Station 14-Genitourinary	3,136.00
Station 16-Fine Needle Aspiration	582.00
Station 19-Ambul Trmt Cntr	12,960.00
Station 42-Urology	2,197.00

U. T. BOARD OF REGENTS' MEETING

JUNE 10, 1993

AMENDMENTS TO THE 1993 BUDGET
(CONTINUED)TRANSFER TO CONTINUED (RBC 47):

Station 54-Head & Neck Surgery	4,234.00
Station 55-Melanoma/Sarcoma	4,673.00
Station 57-Neurology	2,463.00
Station 59-Dental	1,172.00
Station 64-Pediatrics	2,386.00
Station 65-Breast Med Oncology	4,588.00
Station 67-GI Med Oncology	3,766.00
Station 70-Cardio-Pulmonary	1,403.00
Station 73-Bone Marrow Transplt	1,132.00
Station 75-Lymphoma	3,434.00
Station 77-Leukemia	2,527.00
Station 79-Pheresis	779.00
Station 80-General Surgery	4,957.00
Station 82-Gynecology	4,342.00
Station 85-Thoracic	4,170.00
Station 87-Gen Oncol/Med Specialties	3,893.00
Station 99-PRC Central Appts	10,051.00
Medical Records-Admin	7,080.00
Medical Records-Record Retrieval	14,763.00
Medical Records-Record Maint	16,343.00
Medical Records-Transcript Serv	23,013.00
Medical Records-Medical Record Svc	25,259.00
Patient Guest Relations	2,584.00
Patient Residence	8,500.00
Director of Nursing Office	22,008.00
Nursing Service-Educ	27,943.00
Nursing Service-Operating Room	68,138.00
Nursing Service-MICU	28,231.00
Nursing Service-POCU	14,968.00
Nursing Service-SICU	31,809.00
Nursing Service-Clinic	189,027.00
Nursing Service-Hospital	441,633.00
Chaplaincy & Pastoral Educ	2,127.00
Rehab Med Svc	9,810.00
Social Work	36,813.00
Volunteer Services	11,713.00
Linen Services	4,755.00
Nutrition & Food Service	49,514.00
Applied Nutrition Service	4,594.00
CS-Admin	7,662.00
CS-Sterile Process	3,786.00
CS-Patient Equip	4,584.00
CS-Materials Mgmt	5,920.00
CS-Supply Distribution	10,101.00
Operating Room-Sterile Process	6,892.00
Operating Room-Materials Mgmt	8,580.00
Clark Clinic-Ultrasound	4,866.00
Clark Clinic-CAT Scan	21,804.00
Clark Clinic-Mammography	3,474.00
Magnetic Resonance Imaging	9,002.00
Diag Rad-Admin	37,865.00
Patient Transprt	23,518.00
Inpatient Mgmt Serv	90,855.00
Credit & Collections	10,720.00
Patient Care Bus Affrs	4,538.00
Insurance	23,715.00

THE UNIVERSITY OF TEXAS M.D. ANDERSON CANCER CENTER

U. T. BOARD OF REGENTS' MEETING

JUNE 10, 1993

AMENDMENTS TO THE 1993 BUDGET
(CONTINUED)TRANSFER TO CONTINUED (RBC 47):

Patient Care Cost Anal & Pricing	4,242.00
Patient Accounts	22,261.00
Patient Care Services	274.00
Patient Educ/Off of Public Affairs	5,282.00
Off VP Patient Affairs	26,333.00
Off VP Health Policy	3,765.00
Major Building Programs	1,826.00
Off Technology Devel	5,339.00
Enterprise Systems	23,896.00
Central Stores	16,359.00
Procurement Services	38,895.00
Strategic Info Systems	13,656.00
Computing Resources	30,156.00
Mail Room	6,947.00
Development Office	3,829.00
Off Public Affairs	9,379.00
Special Projects	3,020.00
Biomedical Communications	22,331.00
Employee Health Service	7,300.00
Internal Legal Affairs	11,601.00
Carcinogenesis	12,228.00
Carcinogenesis Bus Off	3,530.00
Vet Resources	10,232.00
Vet Resources Bus Off	2,409.00
Police Dept	4,577.00
Physical Plant	18,448.00
Police Dept	53,268.00
Design & Constr Serv	22,152.00
Exec Dir Facility Serv	1,259.00
Biomed/Clin Engineering	3,370.00
Building Services	104,477.00
Facilities Resources	32,026.00
Environ Health & Safety	12,902.00
Physical Plant Oper	106,591.00
Off VP Cancer Prevention	3,821.00
Div of Cancer Prevention-Epidem	7,789.00
Patient Studies	16,765.00
Dept of Behav Sciences	444.00
Off of President	229.00
Internal Audit	517.00
Off Exec VP Admin & Finance	228.00
Off Assoc VP Admin Services	19.00
Off Assoc VP Bus Affairs	227.00
Budget Office	192.00
Property Control	145.00
Human Resources	1,567.00
Finan System Admin	628.00
Dir Fiscal Services	2,416.00
Off VP Patient Care	366.00
Div of Medicine	429.00
Medical Oncology	915.00
Medical Specialties	306.00
Neuro-Oncology	291.00
Division of Surgery	378.00
Anesthesiology	300.00
Dental Oncology	89.00
General Surgery	424.00

U. T. BOARD OF REGENTS' MEETING

JUNE 10, 1993

AMENDMENTS TO THE 1993 BUDGET
(CONTINUED)TRANSFER TO CONTINUED (RBC 47):

Reconstr/Plastic Surgery	101.00
Gynecology	393.00
Head & Neck Surgery	407.00
Thoracic Surgery	256.00
Urology	297.00
Neuro-Surgery	205.00
Radiotherapy	308.00
Radiation Physics	135.00
Pathology	350.00
Pediatrics	297.00
Anderson Cntr Angio/Interv	69.00
Lab Medicine	91.00
Off VP Research	204.00
Off Protocol Res	38.00
Exper Pathology	159.00
Biochem/Molec Biology	571.00
Biomathematics	321.00
Cell Biology	191.00
Inteferon Res	199.00
Immunology	347.00
Molecular Genetics	651.00
Tumor Biology	643.00
Vet Med & Surgery	674.00
Molecular Pathology	249.00
Exper Pediatrics	293.00
Laser Biology Prog	64.00
Cardio-Pulm Funct Lab	131.00
Clin Immunol & Biol Therapy	186.00
Endocrinology	212.00
Hematology	780.00
Anderson Center CT	287.00
Cyclotron Isotope Lab	156.00
Nuclear Medicine	72.00
Exper Diag Rad	137.00
Exper Radiotherapy	160.00
Off VP Academic Affairs	195.00
Off Conf Svcs, Accred, & Doc	154.00
Off Planning & Institut Studies	155.00
Cancer Public Educ	393.00
Off of Educ-Ext Studies	143.00
Res Tumor Registry	16.00
Scientific Pub	309.00
Off Assoc VP Academic Affairs	96.00
Educ Pub Services	132.00
Off Cancer Cntr Allied Health	20.00
Research Medical Library	273.00
Quality Improvement	397.00
Off VP & COO Hosp & Clinics	192.00
JCAHO/Quality Improvement	40.00
Patient Care Facilities	22.00
Hospital Admin	82.00
Pharmacy	5,200.00
Patient Care Info System	1,027.00
Anat Path Services	1,984.00
Anesth Service	2,176.00
BMT Pheresis	410.00

U. T. BOARD OF REGENTS' MEETING

JUNE 10, 1993

AMENDMENTS TO THE 1993 BUDGET
(CONTINUED)TRANSFER TO CONTINUED (RBC 47):

Bone Marrow Transplt	324.00
Cardiology Services	584.00
Clinical Isotopes	553.00
Dental Services	350.00
Anderson Cntr Radiog	733.00
EEG Service	82.00
Clark Clinic-Radiog/Fluor	501.00
AC Angio Interventional	326.00
Surgery Scheudling	112.00
Molec Diag Lab	128.00
Lab Med-Chemistry	578.00
Lab Med-Special Chemistry	483.00
Lab Med-Microbiology	726.00
Lab Med-Hematology	546.00
Lab Med-Hematopathology	284.00
Lab Med-Stat Lab	491.00
Lab Med-Cytogenetics	529.00
Lab Med-Lab Immunology	356.00
Lab Med-Pheresis	245.00
Lab Med-Blood Bank	460.00
Transfusion Medicine	929.00
Radiation Physics	876.00
Lab Medicine Service	2,151.00
Radiotherapy Service	1,723.00
Respiratory Care	1,758.00
Surgical Care Lab	137.00
Admissions	328.00
New Patient Services	499.00
Clinic Admin Services	523.00
Station 1-Radiotherapy	277.00
Station 7-Prevention & Detection	68.00
Station 10-Infusion Therapy	71.00
Station 14-Genitourinary	107.00
Station 16-Fine Needle Aspiration	20.00
Station 19-Ambul Trmt Center	440.00
Station 42-Urology	75.00
Station 54-Head & Neck Surgery	144.00
Station 55-Melanoma/Sarcoma	158.00
Station 57-Neurology	84.00
Station 59-Dental	41.00
Station 64-Pediatrics	81.00
Station 65-Breast Med Oncology	156.00
Station 67-GI Medical Oncology	128.00
Station 70-Cardio-Pulmonary	47.00
Station 73-Bone Marrow Transplt	38.00
Station 75-Lymphoma	117.00
Station 77-Leukemia	86.00
Station 79-Pheresis	27.00
Station 80-General Surgery	169.00
Station 82-Gynecology	148.00
Station 85-Thoracic	142.00
Station 87-Gen Onc/Med Specialties	132.00
Station 99-PRC/Central Appts	342.00
Medical Records-Admin	241.00
Medical Records-Record Retrieval	501.00
Medical Records-Record Maint	556.00

U. T. BOARD OF REGENTS' MEETING

JUNE 10, 1993

AMENDMENTS TO THE 1993 BUDGET
(CONTINUED)TRANSFER TO CONTINUED (RBC 47):

Medical Records-Transcript Serv	782.00
Medical Records-Med Records Serv	858.00
Patient Guest Relations	88.00
Patient Residence	289.00
Dir Nursing Office	748.00
Nursing Serv-Educ	950.00
Nursing Serv-Oper Room	2,316.00
Nursing Serv-MICU	960.00
Nursing Serv-POCU	509.00
Nursing Serv-SICU	1,081.00
Nursing Serv-Clinic	6,427.00
Nursing Serv-Hospital	15,016.00
Chap & Pastoral Educ	72.00
Rehab Med Service	334.00
Social Work	1,252.00
Volunteer Serv	398.00
Linen Serv	162.00
Nutrition & Food Serv	1,684.00
Applied Nutr Serv	157.00
CS-Admin	261.00
CS-Sterile Process	128.00
CS-Patient Equip	156.00
CS Materials Mgmt	201.00
CS-Supply Distrib	343.00
Oper Room-Sterile Process	234.00
Oper Room-Materials Mgmt	292.00
Clark Clin-Ultrasound	166.00
Clark Clin-CAT Scan	741.00
Clark Clin-Mammography	118.00
Magnetic Reson Imaging	307.00
Diag Rad-Admin	1,287.00
Patient Transprt	799.00
Inpatient Mgmt Serv	3,089.00
Credit & Collections	364.00
Patient Care Business Affairs	154.00
Insurance	806.00
Patient Care Cost Anal & Pricing	145.00
Patient Accounts	757.00
Patient Care Services	10.00
Patient Educ/Off Public Affairs	180.00
Off VP Patient Affairs	895.00
Off VP Health Policy	128.00
Major Bldg Programs	62.00
Off Technology Devel	182.00
Enterprise Systems	812.00
Central Stores	556.00
Procurement Services	1,322.00
Strategic Info Systems	464.00
Computing Res	1,025.00
Mail Room	236.00
Devel Off	130.00
Off Public Affairs	319.00
Special Projects	103.00
Biomed Communications	759.00
Employee Health Service	249.00
Internal Legal Affairs	394.00

THE UNIVERSITY OF TEXAS M.D. ANDERSON CANCER CENTER

U. T. BOARD OF REGENTS' MEETING

JUNE 10, 1993

AMENDMENTS TO THE 1993 BUDGET
(CONTINUED)TRANSFER TO CONTINUED (RBC 47):

Carcinogenesis	416.00
Carcinogenesis Bus Off	120.00
Vet Resources	348.00
Vet Res Bus Office	82.00
Police Dept	156.00
Physical Plant	627.00
Police Dept	1,811.00
Design & Constr Serv	753.00
Exec Dir Facility Serv	43.00
Biomed/Clin Engineering	115.00
Building Serv	3,552.00
Facilities Res	1,089.00
Environ Health & Safety	439.00
Physical Plant Oper	3,624.00
Off VP Cancer Prevention	130.00
Div Cancer Prevention-Epidem	265.00
Patient Studies	570.00
Dept of Behav Sciences	15.00
Div of Medicine	2,872.00
Medical Oncology	97,084.00
Medical Specialties	30,035.00
Neuro-Oncology	24,487.00
Division of Surgery	3,103.00
Anesthesiology	35,892.00
Dental Oncology	9,345.00
General Surgery	38,975.00
Reconstr/Plastic Surgery	6,727.00
Gynecology	19,354.00
Head & Neck Surgery	14,634.00
Thoracic Surgery	15,075.00
Urology	20,663.00
Neuro-Surgery	13,350.00
Radiotherapy	30,534.00
Radiation Physics	35,290.00
Pathology	38,440.00
Pediatrics	23,597.00
Anderson Cntr Angio/Interv	63,107.00
Lab Medicine	18,605.00
Exper Pathology	3,318.00
Biochem/Molec Biology	25,323.00
Biomathematics	20,340.00
Cell Biology	13,273.00
Interferon Res	9,080.00
Immunology	18,009.00
Molecular Genetics	28,791.00
Tumor Biology	22,885.00
Vet Med & Surgery	10,700.00
Molec Pathology	12,242.00
Exper Pediatrics	12,242.00
Laser Biol Program	3,339.00
Clin Immunol & Biol Therapy	12,973.00
Endocrinology	448.00
Hematology	40,353.00
Cyclotron Isotope Lab	3,079.00
Nuclear Medicine	11,899.00
Res Lab Med	13,306.00

U. T. BOARD OF REGENTS' MEETING

JUNE 10, 1993

AMENDMENTS TO THE 1993 BUDGET
(CONTINUED)TRANSFER TO CONTINUED (RBC 47):

Exper Radiotherapy	14,447.00
Off of Educ-Ext Studies	111,311.00
Res Med Library	1,373.00
Carcinogenesis	27,802.00
Vet Resources	8,447.00
Div of Cancer Prevention-Epidem	8,487.00
Patient Studies	2,843.00
Population Studies	3,656.00
Office of President	8,088.00
Internal Audit	1,814.00
Off Exec VP Admin & Finance	3,524.00
Off Assoc VP Admin Service	2,458.00
Off Assoc VP Bus Affairs	6,535.00
Budget Office	1,729.00
Human Resources	7,706.00
Dir Fiscal Services	2,086.00
Off VP Patient Care	10,256.00
Div of Medicine	7,034.00
Div of Surgery	1,368.00
Head & Neck Suergery	1,090.00
Urology	1,262.00
Radiotherapy	1,365.00
Lab Medicine	3,762.00
Off VP Research	10,964.00
Biochem/Molec Biology	1,314.00
Biomathematics	783.00
Cell Biology	1,707.00
Off VP Academic Affairs	11,310.00
Off Conf Serv, Accred, & Doc	1,342.00
Off Planning & Institut Studies	3,186.00
Cancer Public Educ	1,484.00
Off of Educ-Ext Studies	57,700.00
Scientific Publ	2,544.00
Off Assoc VP Acad Affairs	5,377.00
Educ Publ Services	1,287.00
Res Med Library	1,889.00
Quality Improvement	1,403.00
Off VP & COO Hosp & Clinics	9,445.00
Pharmacy	14,433.00
Patient Care Info Systems	5,186.00
Anesthesiology Service	3,554.00
Clinical Isotopes	3,545.00
Anderson Cntr Radiog	6,617.00
Radiation Physics	3,848.00
Radiotherapy Service	1,460.00
Respiratory Care	1,448.00
Medical Records-Admin	1,557.00
Patient Guest Relations	1,130.00
Dir Nursing Office	22,080.00
Nursing Service-Educ	4,591.00
Nursing Service-Oper Room	1,591.00
Nursing Service-POCU	1,366.00
Chap & Pastoral Educ	1,387.00
Rehab Med Service	2,738.00
Social Work	1,477.00
Volunteer Services	2,383.00

U. T. BOARD OF REGENTS' MEETING

JUNE 10, 1993

AMENDMENTS TO THE 1993 BUDGET
(CONTINUED)TRANSFER TO CONTINUED (RBC 47):

Nutrition & Food Service	2,301.00
Applied Nutrition Service	302.00
CS-Admin	1,089.00
Inpatient Mgmt Services	1,261.00
Credit & Collections	1,042.00
Patient Care Bus Affairs	1,385.00
Patient Educ/Off Public Affairs	1,399.00
Off VP Patient Affairs	3,858.00
Off VP Health Policy	6,144.00
Major Bldg Programs	1,989.00
Off Tech Devel	1,693.00
Enterprise Systems	1,649.00
Central Stores	1,197.00
Procurement Services	3,674.00
Strategic Info Systems	1,789.00
Computing Res	4,605.00
Devel Off	1,682.00
Off of Pub Affairs	7,750.00
Special Projects	4,706.00
Biomedical Communications	2,312.00
Internal Legal Affairs	3,101.00
Carcinogenesis	1,265.00
Vet Resources	1,503.00
Police Dept	1,731.00
Design & Constr Services	4,433.00
Exec Dir Facility Services	1,992.00
Biomedical/Clin Engineering	1,498.00
Building Services	3,713.00
Facilities Resources	4,905.00
Environ Health & Safety	2,652.00
Physical Plant Oper	1,544.00
Off VP Cancer Prevention	2,275.00
Dept Behav Sciences	1,422.00
HRMS	3,000.00
HRMS	278,645.00
Science Park Physical Plant	130,000.00
Total	<u>\$5,980,515.56</u>

Budget change necessary to effect changes in operations not previously anticipated. This budget change does not involve the addition of any funds; it is only a shift in allocation.

U. T. BOARD OF REGENTS' MEETING

JUNE 10, 1993

AMENDMENTS TO THE 1993 BUDGET
(CONTINUED)TRANSFER OF FUNDS

	<u>RBC</u>
8. Amount of Transfer:	\$3,437,180.00
	49
From: Reserve for Vacancy Savings	\$1,500,000.00
Diag Rad-Admin	170,000.00
Inpatient Mgmt Services	1,517,180.00
Patient Care Services	<u>250,000.00</u>
Total	<u>\$3,437,180.00</u>
To: Lab Med-Pheresis Platelet Contracts	\$350,000.00
Lab Med-Pheresis	150,000.00
Anderson Cntr-Angio Interventional	200,000.00
Diag Rad-Mammography	50,000.00
Diag Rad-Clark Clin CAT Scan	250,000.00
Patient Care Bus Affairs	200,000.00
Off VP & COO Hosp & Clinics	300,000.00
Diag Rad-Mammography	50,000.00
Clinical Isotopes	100,000.00
Diag Rad-Admin	20,000.00
Patient Accounts Spec Procedures	250,000.00
Inpatient Mgmt Serv-PACU	54,453.00
Inpatient Mgmt Serv-MICU	70,245.00
Inpatient Mgmt Serv-SICU	75,537.00
Inpatient Mgmt Serv-2 East	63,812.00
Inpatient Mgmt Serv-2 West	50,540.00
Inpatient Mgmt Serv-5 West	75,299.00
Inpatient Mgmt Serv-6 West	57,218.00
Inpatient Mgmt Serv-5 East	47,208.00
Inpatient Mgmt Serv-3 West	80,017.00
Inpatient Mgmt Serv-6 East	53,417.00
Inpatient Mgmt Serv-5 LP	78,057.00
Inpatient Mgmt Serv-2 LP	72,849.00
Inpatient Mgmt Serv-3 LP	76,125.00
Inpatient Mgmt Serv-4 LP	77,770.00
Inpatient Mgmt Serv-6 LP	78,372.00
Inpatient Mgmt Serv-10 LP	83,048.00
Inpatient Mgmt Serv-8 LP	93,100.00
Inpatient Mgmt Serv-7 LP	78,519.00
Inpatient Mgmt Serv-9 LP	92,792.00
Inpatient Mgmt Serv-11 LP	72,009.00
Inpatient Mgmt Serv-12 LP	<u>86,793.00</u>
Total	<u>\$3,437,180.00</u>

Budget change necessary to effect changes in operations not previously anticipated. This budget change does not involve the addition of any funds; it is only a shift in allocation.

May 3, 1993

Dr. Charles B. Mullins
Executive Vice Chancellor
for Health Affairs
The University of Texas System
601 Colorado Street
Austin, Texas 78701

Attn: System Budget Office

Dear Dr. Mullins:

The docket for the June 10, 1993 meeting of the Board of Regents is submitted for your recommendation and presentation to the Board.

I recommend approval.

Sincerely,


George A. Hurst, M.D.
Director

GAH/DST/kb

THE UNIVERSITY OF TEXAS HEALTH CENTER AT TYLER

U. T. BOARD OF REGENTS' MEETING

JUNE 10, 1993

TABLE OF CONTENTS

	<u>Page No.</u>
Contracts and Grants for Research, Development, Clinical and Educational Services.	HT-3
Amendments to the 1993 Budget. (Including faculty and staff appointments and changes in status and transfers of funds within existing budget totals)	HT-4

U. T. BOARD OF REGENTS' MEETING

JUNE 10, 1993

CONTRACTS AND GRANTS FOR RESEARCH, DEVELOPMENT, CLINICAL
AND EDUCATIONAL SERVICES

Since the Docket for the previous meeting of the U. T. Board of Regents, the following activity has taken place with regard to Contracts and Grants for Research, Development, Clinical and Educational Services:

A. Number of Initial Grant and Contract Awards

<u>Docket Item #</u>	<u>Total Funds In</u>	<u>Total Funds Out</u>	<u>Support Materials</u>
1993 HT 29-38	\$654,505	-0-	Report of Awards
_____	_____	_____	Report of IACs
_____	_____	_____	Report of Contracts

B. Number of Fiscal Amendments to Grant and Contract Awards
(Increasing or Decreasing by \$10,000 or More)

<u>Docket Item #</u>	<u>Total Funds In</u>	<u>Total Funds Out</u>	<u>Support Materials</u>
_____	_____	_____	Report of Awards
_____	_____	_____	Report of IACs
_____	_____	_____	Report of Contracts

U. T. BOARD OF REGENTS' MEETING

JUNE 10, 1993

AMENDMENTS TO THE 1993 BUDGET

The term "rate" for academic institutions is the full-time nine-month base rate and for health institutions is the full-time twelve month base rate; for all other personnel it is the full-time rate, the appointee receiving a proportionate amount depending upon the fraction of time for which he is appointed and the period of his appointment. Source of funds for payment of salaries, unless otherwise shown, is the departmental salaries account.

Item, Department, Title, Name	Effective Date	% Time	Full-time Salary		RBC
			No. Mos.	Rate	
<u>APPOINTMENTS, PROMOTIONS, AND SALARY INCREASES</u>					
RESEARCH					
Microbiology					
1. Richard Wallace					27
From: Chairman/Professor of Microbiology		100	12	116,975	
To: Chairman/Professor of Microbiology	3/1/93	100	12	125,970	
Source of Funds					
56,751 Microbiology - Faculty Salaries					
28,722 Medicine - Faculty Salaries					
15,349 Pathology - Faculty Salaries					
<u>100,822 Total Salary</u>					
25,148 MSRDP Funds					
<u>125,970 Total Compensation</u>					
Assistant Professor of Microbiology					
2. Murty Madiraja	2/24/93	100	12	46,000	40
SPECIAL ITEMS					
Family Practice					
3. Dannise Beckley					38 41
From: Associate Professor of Family Practice		40	12	75,000	
To: Associate Professor of Family Practice	2/23/93	60	12	100,000	
Source of Funds					
-0- State Funds					
<u>100,000 MSRDP Funds</u>					
<u>100,000 Total Compensation</u>					
Assistant Professor of Family Practice					
4. Kyle James	2/1/93	100	12	101,000	39
Source of Funds					
50,500 State Funds					
50,500 MSRDP Funds					
<u>101,000 Total Compensation</u>					

U. T. BOARD OF REGENTS' MEETING

JUNE 10, 1993

AMENDMENTS TO THE 1993 BUDGET
(Continued)

<u>Item, Department, Title, Name</u>	<u>Effective Date</u>	<u>% Time</u>	<u>Full-time Salary</u>		<u>RBC</u>
			<u>No. Mos.</u>	<u>Rate</u>	
<u>APPOINTMENTS, PROMOTIONS, AND SALARY INCREASES</u>					
GENERAL ADMINISTRATION					
Fiscal Affairs					
5. Dennis Kilday					43
From: Associate Director for Fiscal Affairs		100	12	79,605	
To: Associate Director for Fiscal Affairs	3/1/93	100	12	85,177	
GENERAL INSTITUTIONAL EXPENSE					
Community Relations					
6. Linda Brasher					45
From: Community Education Specialist II		100	12	34,740	
To: Director of Admitting & Patient Referral Services	3/1/93	100	12	45,000	
PATIENT SERVICES					
Medicine					
7. David George, M.D.					22
From: Assistant Professor of Medicine		100	12	87,128	
To: Assistant Professor of Medicine	3/1/93	100	12	91,485	
Source of Funds					
59,043 Medicine - Faculty Salaries					
32,442 MSRDP Funds					
<u>91,485</u> Total Compensation					
8. Kent Davis, M.D.					23
From: Assistant Professor of Medicine		100	12	89,380	
To: Assistant Professor of Medicine	3/1/93	100	12	94,743	
Source of Funds					
68,731 Medicine - Faculty Salaries					
26,012 MSRDP Funds					
<u>94,743</u> Total Compensation					

THE UNIVERSITY OF TEXAS HEALTH CENTER AT TYLER

U. T. BOARD OF REGENTS' MEETING

JUNE 10, 1993

AMENDMENTS TO THE 1993 BUDGET
(Continued)

<u>Item, Department, Title, Name</u>	<u>Effective Date</u>	<u>% Time</u>	<u>Full-time Salary</u>		<u>RBC</u>
			<u>No. Mos.</u>	<u>Rate</u>	
<u>APPOINTMENTS, PROMOTIONS, AND SALARY INCREASES</u>					
9. Russell Warden, M.D.					24
From: Assistant Professor of Medicine		100	12	100,420	
To: Assistant Professor of Medicine	3/1/93	100	12	104,186	
Source of Funds					
67,688 Medicine - Faculty Salaries					
36,498 MSRDP Funds					
<u>104,186</u> Total Compensation					
10. Richard Kronenberg,					44
From: Chairman/Professor of Medicine		100	12	179,725	
To: Chairman/Professor of Medicine	3/1/93	100	12	192,305	
Source of Funds					
134,260 Medicine - Faculty Salaries					
58,045 MSRDP Funds					
<u>192,305</u> Total Compensation					
Pathology					
Assistant Professor of Anatomical & Clinical Pathology					
11. Siegfried Pueblitz, M.D.	4/1/93	100	12	91,000	46
Source of Funds					
70,000 Pathology - Faculty Salaries					
21,000 MSRDP Funds					
<u>91,000</u> Total Compensation					
Managed Care Clinic					
Associate Professor of Family Practice					
12. Willard Hawkins, M.D.	2/22/93	100	12	94,000	42